



Stoßdämpfer
Rennerliste



Shock absorbers
Bestseller's list



Амортизаторы
Список наиболее продаваемого ассортимента



Amortyzatory
Lista najlepiej rotujących części

























Ausgabe - Edition - Издание - Wydanie
2008















www.master-sport.de

ALFA ROMEO

145 (930)









| | | | | | | | |
|----------------------|-----|-----|-------------|---|--|-------------------------------------|---------------|
| 1.4 i.e. | 66 | 90 | 07.94-12.96 |  | | <input checked="" type="checkbox"/> | 230341-PCS-MS |
| 1.4 i.e. 16V T.S. | 76 | 103 | 12.96-01.01 |  | | <input checked="" type="checkbox"/> | 230341-PCS-MS |
| 1.6 i.e. | 76 | 103 | 10.94-12.96 |  | | <input checked="" type="checkbox"/> | 230341-PCS-MS |
| 1.6 i.e. 16V T.S. | 88 | 120 | 12.96-01.01 |  | | <input checked="" type="checkbox"/> | 230341-PCS-MS |
| 1.7 i.e. 16V | 95 | 129 | 10.94-12.96 |  | | <input checked="" type="checkbox"/> | 230341-PCS-MS |
| 1.8 i.e. 16V T.S. | 103 | 140 | 12.96-12.98 |  | | <input checked="" type="checkbox"/> | 230341-PCS-MS |
| 1.8 i.e. 16V | 106 | 144 | 03.98-01.01 |  | | <input checked="" type="checkbox"/> | 230341-PCS-MS |
| 2.0 16V T.S. | 110 | 150 | 10.95-01.01 |  | | <input checked="" type="checkbox"/> | 230341-PCS-MS |
| 2.0 16V Quadrifoglio | 114 | 155 | 03.98-01.01 |  | | <input checked="" type="checkbox"/> | 230341-PCS-MS |
| 1.9 TD | 66 | 90 | 10.94-02.99 |  | | <input checked="" type="checkbox"/> | 230341-PCS-MS |
| 1.9 JTD | 77 | 105 | 02.99-01.01 |  | | <input checked="" type="checkbox"/> | 230341-PCS-MS |
| 1.4 i.e. | 66 | 90 | 12.94-12.96 |  | | <input checked="" type="checkbox"/> | 230341-PCS-MS |
| 1.4 i.e. 16V T.S. | 76 | 103 | 11.96-01.01 |  | | <input checked="" type="checkbox"/> | 230341-PCS-MS |
| 1.6 i.e. | 76 | 103 | 12.94-12.96 |  | | <input checked="" type="checkbox"/> | 230341-PCS-MS |
| 1.6 i.e. 16V T.S. | 88 | 120 | 11.96-01.01 |  | | <input checked="" type="checkbox"/> | 230341-PCS-MS |
| 1.7 i.e. 16V | 95 | 129 | 12.94-12.96 |  | | <input checked="" type="checkbox"/> | 230341-PCS-MS |
| 1.8 i.e. 16V T.S. | 103 | 140 | 11.96-01.01 |  | | <input checked="" type="checkbox"/> | 230341-PCS-MS |
| 1.8 i.e. 16V T.S. | 106 | 144 | 03.98-01.01 |  | | <input checked="" type="checkbox"/> | 230341-PCS-MS |
| 2.0 16V T.S. | 110 | 150 | 10.95-01.01 |  | | <input checked="" type="checkbox"/> | 230341-PCS-MS |
| 2.0 16V Quadrifoglio | 114 | 155 | 03.98-01.01 |  | | <input checked="" type="checkbox"/> | 230341-PCS-MS |
| 1.9 TD | 66 | 90 | 12.94-02.99 |  | | <input checked="" type="checkbox"/> | 230341-PCS-MS |
| 1.9 JTD | 77 | 105 | 02.99-01.01 |  | | <input checked="" type="checkbox"/> | 230341-PCS-MS |

155 (167)

| | | | | | | | |
|--|-----|-----|-------------|---|--|-------------------------------------|---------------|
| 1.6 16V T.S. | 88 | 120 | 05.96-12.97 |  | For vehicles without electronic suspension control | <input checked="" type="checkbox"/> | 230341-PCS-MS |
| 1.7 T.S. | 83 | 113 | 04.93-04.96 |  | For vehicles without electronic suspension control | <input checked="" type="checkbox"/> | 230341-PCS-MS |
| 1.7 T.S. (167.A4D, 167.A4H) | 85 | 115 | 04.93-04.96 |  | For vehicles without electronic suspension control | <input checked="" type="checkbox"/> | 230341-PCS-MS |
| 1.7 T.S. 16V | 103 | 140 | 05.96-12.97 |  | For vehicles without electronic suspension control | <input checked="" type="checkbox"/> | 230341-PCS-MS |
| 1.8 T.S. | 77 | 105 | 02.92-12.97 |  | For vehicles without electronic suspension control | <input checked="" type="checkbox"/> | 230341-PCS-MS |
| 1.8 T.S. Sport (167.A4A, 167.A4C, 167.A4E) | 93 | 127 | 01.92-12.96 |  | For vehicles without electronic suspension control | <input checked="" type="checkbox"/> | 230341-PCS-MS |
| 1.8 T.S. | 95 | 129 | 02.92-06.93 |  | For vehicles without electronic suspension control | <input checked="" type="checkbox"/> | 230341-PCS-MS |
| 2.0 T.S. (167.A2A) | 104 | 141 | 02.92-02.95 |  | For vehicles without electronic suspension control | <input checked="" type="checkbox"/> | 230341-PCS-MS |
| 2.0 T.S. (167.A2) | 106 | 144 | 02.92-04.93 |  | For vehicles without electronic suspension control | <input checked="" type="checkbox"/> | 230341-PCS-MS |
| 2.0 T.S. 16V (167.A2G) | 110 | 150 | 03.95-12.97 |  | For vehicles without electronic suspension control | <input checked="" type="checkbox"/> | 230341-PCS-MS |
| 2.5 V6 (167.A1C, 167.A1E) | 120 | 163 | 10.92-12.97 |  | For vehicles without electronic suspension control | <input checked="" type="checkbox"/> | 230341-PCS-MS |
| 2.5 V6 (167.A1) | 121 | 165 | 02.92-09.96 |  | For vehicles without electronic suspension control | <input checked="" type="checkbox"/> | 230341-PCS-MS |
| 1.9 TD (167.A3) | 66 | 90 | 04.93-12.97 |  | For vehicles without electronic suspension control | <input checked="" type="checkbox"/> | 230341-PCS-MS |
| 2.5 TD (167.A1A) | 92 | 125 | 04.93-12.97 |  | For vehicles without electronic suspension control | <input checked="" type="checkbox"/> | 230341-PCS-MS |

AUDI

50 (86)

| | | | | | | | |
|-----|----|----|-------------|---|------------------------------------|-------------------------------------|---------------|
| 0.8 | 25 | 34 | 01.76-07.78 |  | for vehicles with standard chassis | <input type="checkbox"/> | 100237-PCS-MS |
| 1.1 | 37 | 50 | 08.74-07.78 |  | for vehicles with standard chassis | <input checked="" type="checkbox"/> | 105712-PCS-MS |
| 1.1 | 44 | 60 | 08.74-07.78 |  | for vehicles with standard chassis | <input type="checkbox"/> | 100237-PCS-MS |
| 1.1 | 44 | 60 | 08.74-07.78 |  | for vehicles with standard chassis | <input checked="" type="checkbox"/> | 105712-PCS-MS |
| 1.3 | 43 | 58 | 01.77-07.78 |  | for vehicles with standard chassis | <input type="checkbox"/> | 100237-PCS-MS |
| 1.3 | 43 | 58 | 01.77-07.78 |  | for vehicles with standard chassis | <input checked="" type="checkbox"/> | 105712-PCS-MS |
| 1.3 | 44 | 60 | 08.77-07.78 |  | for vehicles with standard chassis | <input type="checkbox"/> | 100237-PCS-MS |
| 1.3 | 44 | 60 | 08.77-07.78 |  | for vehicles with standard chassis | <input checked="" type="checkbox"/> | 105712-PCS-MS |

AUDI

80 (81, 85, B2)





















| | | | | | | | |
|-----------------------|-----|-----|-------------|--|--|-------------------------------------|---------------|
| 1.3 | 40 | 55 | 09.78-07.81 | | | <input checked="" type="checkbox"/> | 105782-PCS-MS |
| | | | | | | <input type="checkbox"/> | 100594-PCS-MS |
| 1.3 | 44 | 60 | 09.78-07.81 | | | <input checked="" type="checkbox"/> | 105782-PCS-MS |
| | | | | | | <input type="checkbox"/> | 100594-PCS-MS |
| 1.3 | 44 | 60 | 09.78-07.86 | | | <input checked="" type="checkbox"/> | 105782-PCS-MS |
| | | | | | | <input type="checkbox"/> | 100594-PCS-MS |
| 1.6 | 51 | 70 | 08.78-07.81 | | | <input checked="" type="checkbox"/> | 105782-PCS-MS |
| | | | | | | <input type="checkbox"/> | 100594-PCS-MS |
| 1.6 | 54 | 73 | 02.86-07.86 | | | <input checked="" type="checkbox"/> | 105782-PCS-MS |
| | | | | | | <input type="checkbox"/> | 100594-PCS-MS |
| 1.6 | 55 | 75 | 08.78-07.86 | | | <input checked="" type="checkbox"/> | 105782-PCS-MS |
| | | | | | | <input type="checkbox"/> | 100594-PCS-MS |
| 1.6 | 55 | 75 | 08.78-07.86 | | | <input checked="" type="checkbox"/> | 105782-PCS-MS |
| | | | | | | <input type="checkbox"/> | 100594-PCS-MS |
| 1.6 | 63 | 85 | 08.78-02.83 | | | <input checked="" type="checkbox"/> | 105782-PCS-MS |
| | | | | | | <input type="checkbox"/> | 100594-PCS-MS |
| 1.6 GLE | 81 | 110 | 01.79-12.86 | | | <input checked="" type="checkbox"/> | 105782-PCS-MS |
| | | | | | | <input type="checkbox"/> | 100594-PCS-MS |
| 1.8 | 65 | 88 | 02.86-07.86 | | | <input checked="" type="checkbox"/> | 105782-PCS-MS |
| | | | | | | <input type="checkbox"/> | 100594-PCS-MS |
| 1.8 | 66 | 90 | 01.83-08.86 | | | <input checked="" type="checkbox"/> | 105782-PCS-MS |
| | | | | | | <input type="checkbox"/> | 100594-PCS-MS |
| 1.8 CC quattro (85Q) | 66 | 90 | 08.84-08.86 | | W/o sports suspension | <input type="checkbox"/> | 100594-PCS-MS |
| 1.8 | 68 | 93 | 08.83-08.86 | | | <input checked="" type="checkbox"/> | 105782-PCS-MS |
| | | | | | | <input type="checkbox"/> | 100594-PCS-MS |
| 1.8 CC quattro (85Q) | 68 | 93 | 08.85-08.86 | | W/o sports suspension | <input type="checkbox"/> | 100594-PCS-MS |
| 1.8 GTE | 81 | 110 | 08.85-07.86 | | | <input checked="" type="checkbox"/> | 105782-PCS-MS |
| | | | | | | <input type="checkbox"/> | 100594-PCS-MS |
| 1.8 GTE quattro (85Q) | 81 | 110 | 03.85-08.86 | | W/o sports suspension | <input type="checkbox"/> | 100594-PCS-MS |
| 1.8 GTE | 82 | 112 | 10.84-08.86 | | | <input checked="" type="checkbox"/> | 105782-PCS-MS |
| | | | | | | <input type="checkbox"/> | 100594-PCS-MS |
| 1.8 GTE quattro (85Q) | 82 | 112 | 08.84-08.86 | | W/o sports suspension | <input type="checkbox"/> | 100594-PCS-MS |
| 1.9 CD-5S | 85 | 115 | 09.81-07.83 | | | <input checked="" type="checkbox"/> | 105782-PCS-MS |
| | | | | | | <input type="checkbox"/> | 100594-PCS-MS |
| 2.0 | 85 | 115 | 10.83-09.84 | | | <input checked="" type="checkbox"/> | 105782-PCS-MS |
| | | | | | | <input type="checkbox"/> | 100594-PCS-MS |
| 2.0 quattro (85Q) | 85 | 115 | 10.83-09.84 | | | <input type="checkbox"/> | 100594-PCS-MS |
| 2.2 | 85 | 115 | 10.80-07.83 | | | <input checked="" type="checkbox"/> | 105782-PCS-MS |
| | | | | | | <input type="checkbox"/> | 100594-PCS-MS |
| 2.2 quattro | 96 | 131 | 08.82-07.84 | | W/o sports suspension | <input type="checkbox"/> | 100594-PCS-MS |
| 2.2 quattro (85Q) | 100 | 136 | 08.82-07.84 | | W/o sports suspension | <input type="checkbox"/> | 100594-PCS-MS |
| 2.2 quattro | 100 | 136 | 08.82-07.84 | | W/o sports suspension From MY: 09/1983 | <input type="checkbox"/> | 100594-PCS-MS |
| 1.6 D | 40 | 54 | 08.80-08.86 | | | <input checked="" type="checkbox"/> | 105782-PCS-MS |
| | | | | | | <input type="checkbox"/> | 100594-PCS-MS |
| 1.6 TD | 51 | 70 | 08.81-05.86 | | | <input checked="" type="checkbox"/> | 105782-PCS-MS |
| | | | | | | <input type="checkbox"/> | 100594-PCS-MS |

80 (89, 89Q, 8A, B3)


















| | | | | | | | |
|-----|----|-----|-------------|--|-----------------------|-------------------------------------|---------------|
| 1.6 | 51 | 70 | 08.87-09.91 | | W/o sports suspension | <input type="checkbox"/> | 100594-PCS-MS |
| | | | | | | <input checked="" type="checkbox"/> | 105782-PCS-MS |
| 1.6 | 55 | 75 | 09.86-08.91 | | W/o sports suspension | <input type="checkbox"/> | 100594-PCS-MS |
| | | | | | | <input checked="" type="checkbox"/> | 105782-PCS-MS |
| 1.6 | 75 | 102 | 08.90-10.91 | | W/o sports suspension | <input type="checkbox"/> | 100594-PCS-MS |
| | | | | | | <input checked="" type="checkbox"/> | 105782-PCS-MS |
| 1.8 | 55 | 75 | 10.86-01.90 | | W/o sports suspension | <input type="checkbox"/> | 100594-PCS-MS |
| | | | | | | <input checked="" type="checkbox"/> | 105782-PCS-MS |

AUDI

80 (89, 89Q, 8A, B3)













| | | | | | | | |
|-------------------|-----|-----|-------------|---|-----------------------|--------------------------|---------------|
| 1.4 | 48 | 65 | 08.86-07.88 |  | W/o sports suspension | <input type="checkbox"/> | 100594-PCS-MS |
| 1.8 S | 65 | 88 | 09.86-12.90 |  | W/o sports suspension | <input type="checkbox"/> | 105782-PCS-MS |
| 1.8 S quattro | 65 | 88 | 09.86-07.90 |  | W/o sports suspension | <input type="checkbox"/> | 100594-PCS-MS |
| 1.8 S | 66 | 90 | 09.86-10.91 |  | W/o sports suspension | <input type="checkbox"/> | 100594-PCS-MS |
| 1.8 S quattro | 66 | 90 | 09.86-09.91 |  | W/o sports suspension | <input type="checkbox"/> | 105782-PCS-MS |
| 1.8 E | 82 | 112 | 06.86-08.91 |  | W/o sports suspension | <input type="checkbox"/> | 100594-PCS-MS |
| 1.8 E quattro | 82 | 112 | 09.86-08.91 |  | W/o sports suspension | <input type="checkbox"/> | 105782-PCS-MS |
| 1.8 | 83 | 113 | 09.86-07.88 |  | W/o sports suspension | <input type="checkbox"/> | 100594-PCS-MS |
| 1.8 quattro | 83 | 113 | 09.86-08.90 |  | W/o sports suspension | <input type="checkbox"/> | 105782-PCS-MS |
| 2.0 | 82 | 112 | 10.90-08.91 |  | W/o sports suspension | <input type="checkbox"/> | 100594-PCS-MS |
| 2.0 quattro | 82 | 112 | 10.90-08.91 |  | W/o sports suspension | <input type="checkbox"/> | 105782-PCS-MS |
| 2.0 E | 83 | 113 | 08.88-10.90 |  | W/o sports suspension | <input type="checkbox"/> | 100594-PCS-MS |
| 2.0 E quattro | 83 | 113 | 08.88-09.90 |  | W/o sports suspension | <input type="checkbox"/> | 105782-PCS-MS |
| 2.0 quattro | 85 | 115 | 10.90-08.91 |  | W/o sports suspension | <input type="checkbox"/> | 100594-PCS-MS |
| 2.0 E 16V | 101 | 137 | 03.90-09.91 |  | W/o sports suspension | <input type="checkbox"/> | 100594-PCS-MS |
| 2.0 E 16V quattro | 101 | 137 | 03.90-08.91 |  | W/o sports suspension | <input type="checkbox"/> | 105782-PCS-MS |
| 1.6 D | 40 | 54 | 09.86-08.91 |  | W/o sports suspension | <input type="checkbox"/> | 100594-PCS-MS |
| 1.6 TD | 59 | 80 | 09.86-08.91 |  | W/o sports suspension | <input type="checkbox"/> | 105782-PCS-MS |
| 1.9 D | 50 | 68 | 08.89-08.91 |  | W/o sports suspension | <input type="checkbox"/> | 100594-PCS-MS |
| | | | |  | | <input type="checkbox"/> | 105782-PCS-MS |

80 (8C, B4)












| | | | | | | | |
|-------------------|-----|-----|-------------|---|---|--------------------------|---------------|
| 1.6 | 52 | 71 | 09.91-12.94 |  | with standard chassis, Specification: Sport | <input type="checkbox"/> | 100594-PCS-MS |
| 1.6 E | 74 | 101 | 06.93-12.94 |  | with standard chassis, Specification: Sport | <input type="checkbox"/> | 170427-PCS-MS |
| 2.0 | 66 | 90 | 09.91-12.94 |  | with standard chassis, Specification: Sport | <input type="checkbox"/> | 100594-PCS-MS |
| 2.0 quattro | 79 | 107 | 11.93-07.94 |  | with standard chassis, Specification: Sport | <input type="checkbox"/> | 170427-PCS-MS |
| 2.0 E | 85 | 115 | 09.91-12.94 |  | From MY: 01/1992 | <input type="checkbox"/> | 100594-PCS-MS |
| 2.0 E quattro | 85 | 115 | 09.91-12.94 |  | with standard chassis, Specification: Sport | <input type="checkbox"/> | 100594-PCS-MS |
| 2.0 E 16V | 103 | 140 | 08.92-12.94 |  | | <input type="checkbox"/> | 170427-PCS-MS |
| 2.0 E 16V quattro | 103 | 140 | 04.92-12.94 |  | with standard chassis, Specification: Sport | <input type="checkbox"/> | 100594-PCS-MS |
| 2.3 E | 98 | 133 | 09.91-12.94 |  | From MY: 01/1992 | <input type="checkbox"/> | 100594-PCS-MS |
| 2.3 E quattro | 98 | 133 | 09.91-12.94 |  | | <input type="checkbox"/> | 100594-PCS-MS |
| 2.6 | 110 | 150 | 07.92-12.94 |  | | <input type="checkbox"/> | 170427-PCS-MS |
| 2.6 quattro | 110 | 150 | 06.92-12.94 |  | From MY: 01/1992 | <input type="checkbox"/> | 100594-PCS-MS |
| 2.8 | 128 | 174 | 09.91-12.94 |  | | <input type="checkbox"/> | 100594-PCS-MS |
| 2.8 quattro | 128 | 174 | 09.91-12.94 |  | | <input type="checkbox"/> | 170427-PCS-MS |
| 1.9 TD | 55 | 75 | 09.91-12.94 |  | with standard chassis, Specification: Sport | <input type="checkbox"/> | 100594-PCS-MS |
| 1.9 TDI | 66 | 90 | 09.91-12.94 |  | with standard chassis, Specification: Sport | <input type="checkbox"/> | 100594-PCS-MS |
| | | | |  | | <input type="checkbox"/> | 170427-PCS-MS |

AUDI



















80 Avant (8C, B4)

| | | | | | | | |
|---------------|-----|-----|-------------|---|------------------|-------------------------------------|---------------|
| 1.6 E | 74 | 101 | 06.93-01.96 |  | To MY: 12/1995 | <input type="checkbox"/> | 100594-PCS-MS |
| 2.0 | 66 | 90 | 07.92-01.96 |  | To MY: 12/1995 | <input type="checkbox"/> | 100594-PCS-MS |
| 2.0 E | 85 | 115 | 07.92-01.96 |  | To MY: 12/1995 | <input type="checkbox"/> | 100594-PCS-MS |
| 2.0 E 16V | 103 | 140 | 02.93-01.96 |  | To MY: 12/1995 | <input type="checkbox"/> | 100594-PCS-MS |
| 2.3 E | 98 | 133 | 07.92-01.96 |  | To MY: 12/1995 | <input type="checkbox"/> | 100594-PCS-MS |
| 2.3 E quattro | 98 | 133 | 09.91-11.94 |  | From MY: 01/1992 | <input type="checkbox"/> | 100594-PCS-MS |
| 2.6 | 110 | 150 | 07.92-01.96 |  | To MY: 12/1995 | <input type="checkbox"/> | 100594-PCS-MS |
| 2.6 quattro | 110 | 150 | 07.92-07.95 |  | | <input checked="" type="checkbox"/> | 170427-PCS-MS |
| 2.8 | 128 | 174 | 09.91-01.96 |  | To MY: 12/1995 | <input type="checkbox"/> | 100594-PCS-MS |
| 2.8 quattro | 128 | 174 | 08.92-07.95 |  | | <input checked="" type="checkbox"/> | 170427-PCS-MS |
| 1.9 TD | 55 | 75 | 09.91-12.94 |  | | <input type="checkbox"/> | 100594-PCS-MS |
| 1.9 TDI | 66 | 90 | 07.92-01.96 |  | To MY: 12/1995 | <input type="checkbox"/> | 100594-PCS-MS |




90 (81, 85, B2)

| | | | | | | | |
|---------------|-----|-----|-------------|--|--|--------------------------|---------------|
| 2.0 | 83 | 113 | 03.86-03.87 |   | | <input type="checkbox"/> | 100594-PCS-MS |
| 2.0 | 85 | 115 | 10.84-03.87 |   | | <input type="checkbox"/> | 105782-PCS-MS |
| 2.2 E quattro | 88 | 120 | 08.85-03.87 |  | | <input type="checkbox"/> | 100594-PCS-MS |
| 2.2 | 100 | 136 | 10.84-03.87 |  | | <input type="checkbox"/> | 100594-PCS-MS |
| 2.2 E quattro | 100 | 136 | 11.84-03.87 |  | | <input type="checkbox"/> | 100594-PCS-MS |
| 2.2 | 85 | 115 | 01.85-03.87 |   | | <input type="checkbox"/> | 100594-PCS-MS |
| 1.6 TD | 51 | 70 | 10.85-01.87 |   | | <input type="checkbox"/> | 105782-PCS-MS |

90 (89, 89Q, 8A, B3)






























| | | | | | | | |
|-------------------|-----|-----|-------------|--|--|-------------------------------------|---------------|
| 2.0 | 85 | 115 | 07.88-09.91 |   | | <input type="checkbox"/> | 100594-PCS-MS |
| 2.0 20 V | 118 | 160 | 08.89-07.91 |   | | <input type="checkbox"/> | 105782-PCS-MS |
| 2.0 20 V quattro | 118 | 160 | 08.88-09.91 |  | | <input type="checkbox"/> | 100594-PCS-MS |
| 2.2 E | 100 | 136 | 04.87-07.91 |   | | <input type="checkbox"/> | 100594-PCS-MS |
| 2.2 E quattro | 100 | 136 | 04.87-09.91 |  | | <input type="checkbox"/> | 105782-PCS-MS |
| 2.3 E | 98 | 133 | 04.87-09.91 |  | | <input type="checkbox"/> | 100594-PCS-MS |
| 2.3 E quattro | 98 | 133 | 04.87-09.91 |  | | <input type="checkbox"/> | 100594-PCS-MS |
| 2.3 E | 100 | 136 | 04.87-07.91 |  | | <input type="checkbox"/> | 100594-PCS-MS |
| 2.3 E quattro | 100 | 136 | 04.87-07.91 |  | | <input type="checkbox"/> | 100594-PCS-MS |
| 2.3 E 20V | 123 | 167 | 04.90-07.91 |  | | <input type="checkbox"/> | 100594-PCS-MS |
| 2.3 E 20V quattro | 123 | 167 | 04.90-09.91 |  | | <input type="checkbox"/> | 100594-PCS-MS |
| 2.3 E 20V | 125 | 170 | 08.88-07.91 |  | | <input type="checkbox"/> | 100594-PCS-MS |
| 2.3 E 20V quattro | 125 | 170 | 06.88-09.91 |  | | <input type="checkbox"/> | 100594-PCS-MS |
| 1.6 TD | 59 | 80 | 04.87-09.91 |   | | <input type="checkbox"/> | 100594-PCS-MS |
| | | | | | | <input checked="" type="checkbox"/> | 105782-PCS-MS |

100 (44, 44Q, C3)






| | | | | | | | |
|-----|----|----|-------------|--|------------------|-------------------------------------|---------------|
| 1.8 | 55 | 75 | 08.82-12.87 |  | From MY: 09/1982 | <input type="checkbox"/> | 106829-PCS-MS |
| 1.8 | 65 | 88 | 02.86-07.88 |   | | <input type="checkbox"/> | 115475-PCS-MS |
| | | | | | | <input checked="" type="checkbox"/> | 106829-PCS-MS |
| | | | | | | <input type="checkbox"/> | 115475-PCS-MS |

AUDI

100 (44, 44Q, C3)


























| | | | | | | | |
|---------------------|-----|-----|-------------|---|--|-------------------------------------|---------------|
| 1.8 quattro | 65 | 88 | 08.86-07.90 |  | for vehicles with standard chassis | <input type="checkbox"/> | 115475-PCS-MS |
| 1.8 | 66 | 90 | 08.83-07.89 |  | for vehicles with standard chassis | <input checked="" type="checkbox"/> | 106829-PCS-MS |
| 1.8 CAT | 66 | 90 | 03.85-11.90 |  | for vehicles with standard chassis | <input type="checkbox"/> | 115475-PCS-MS |
| 1.8 quattro | 66 | 90 | 10.84-07.88 |  | for vehicles with standard chassis | <input type="checkbox"/> | 115475-PCS-MS |
| 1.8 quattro CAT | 66 | 90 | 08.85-11.90 |  | for vehicles with standard chassis | <input type="checkbox"/> | 115475-PCS-MS |
| 1.9 | 74 | 100 | 08.82-07.84 |  | From MY: 09/1982 | <input checked="" type="checkbox"/> | 106829-PCS-MS |
| 2.0 | 83 | 113 | 08.86-11.87 |  | for vehicles with standard chassis | <input type="checkbox"/> | 115475-PCS-MS |
| 2.0 | 85 | 115 | 08.84-12.87 |  | for vehicles with standard chassis | <input type="checkbox"/> | 115475-PCS-MS |
| 2.0 CAT | 85 | 115 | 01.88-11.90 |  | for vehicles with standard chassis | <input type="checkbox"/> | 115475-PCS-MS |
| 2.1 | 100 | 136 | 08.82-07.84 |  | From MY: 09/1982 | <input checked="" type="checkbox"/> | 106829-PCS-MS |
| 2.2 | 79 | 107 | 08.82-07.84 |  | for vehicles with standard chassis | <input type="checkbox"/> | 115475-PCS-MS |
| 2.2 | 85 | 115 | 10.84-09.86 |  | for vehicles with standard chassis | <input type="checkbox"/> | 115475-PCS-MS |
| 2.2 E quattro | 85 | 115 | 10.84-09.86 |  | for vehicles with standard chassis | <input type="checkbox"/> | 115475-PCS-MS |
| 2.2 | 101 | 137 | 08.84-12.88 |  | for vehicles with standard chassis | <input checked="" type="checkbox"/> | 106829-PCS-MS |
| 2.2 CAT | 101 | 137 | 06.89-11.90 |  | for vehicles with standard chassis | <input type="checkbox"/> | 115475-PCS-MS |
| 2.2 quattro | 101 | 137 | 08.84-12.88 |  | for vehicles with standard chassis | <input type="checkbox"/> | 115475-PCS-MS |
| 2.2 quattro CAT | 121 | 137 | 06.89-11.90 |  | for vehicles with standard chassis | <input type="checkbox"/> | 115475-PCS-MS |
| 2.2 E Turbo quattro | 121 | 165 | 08.86-11.90 |  | for vehicles with standard chassis | <input type="checkbox"/> | 115475-PCS-MS |
| 2.2 Turbo | 121 | 165 | 08.86-11.90 |  | for vehicles with standard chassis, From MY: 08/1989 | <input type="checkbox"/> | 115475-PCS-MS |
| 2.3 E | 98 | 133 | 01.90-11.90 |  | for vehicles with standard chassis | <input checked="" type="checkbox"/> | 106829-PCS-MS |
| 2.3 quattro | 98 | 113 | 01.90-11.90 |  | for vehicles with standard chassis | <input type="checkbox"/> | 115475-PCS-MS |
| 2.3 E | 100 | 136 | 10.86-11.90 |  | for vehicles with standard chassis | <input type="checkbox"/> | 115475-PCS-MS |
| 2.3 E quattro | 100 | 136 | 08.86-11.90 |  | for vehicles with standard chassis | <input type="checkbox"/> | 115475-PCS-MS |
| 2.0 D | 51 | 70 | 08.82-07.88 |  | for vehicles with standard chassis | <input checked="" type="checkbox"/> | 106829-PCS-MS |
| 2.0 D Turbo | 64 | 87 | 08.82-02.88 |  | for vehicles with standard chassis | <input type="checkbox"/> | 115475-PCS-MS |
| 2.0 D Turbo | 74 | 100 | 03.88-11.90 |  | for vehicles with standard chassis | <input type="checkbox"/> | 115475-PCS-MS |
| 2.4 D | 60 | 82 | 08.89-07.91 |  | for vehicles with standard chassis | <input type="checkbox"/> | 115475-PCS-MS |
| 2.5 TDI | 88 | 120 | 01.90-11.90 |  | for vehicles with standard chassis | <input type="checkbox"/> | 115475-PCS-MS |
| | | | |  | To MY: 12/1990 | <input checked="" type="checkbox"/> | 106829-PCS-MS |

100 Avant (44, 44Q, C3)






| | | | | | | | |
|-------------|----|----|-------------|---|------------------------------------|-------------------------------------|---------------|
| 1.8 | 55 | 75 | 08.82-12.87 |  | From MY: 09/1982 | <input checked="" type="checkbox"/> | 106829-PCS-MS |
| 1.8 | 65 | 88 | 02.86-07.90 |  | for vehicles with standard chassis | <input type="checkbox"/> | 115475-PCS-MS |
| 1.8 quattro | 65 | 88 | 08.86-07.90 |  | for vehicles with standard chassis | <input type="checkbox"/> | 115475-PCS-MS |
| 1.8 | 66 | 90 | 08.83-07.89 |  | for vehicles with standard chassis | <input checked="" type="checkbox"/> | 106829-PCS-MS |
| | | | |  | for vehicles with standard chassis | <input type="checkbox"/> | 115475-PCS-MS |

AUDI







100 Avant (44, 44Q, C3)

| | | | | | | | |
|-------------------|-----|-----|-------------|---|--|-------------------------------------|---------------|
| 1.8 CAT | 66 | 90 | 03.85-11.90 |  | for vehicles with standard chassis | <input checked="" type="checkbox"/> | 106829-PCS-MS |
| 1.8 quattro | 66 | 90 | 10.84-07.88 |  | for vehicles with standard chassis | <input type="checkbox"/> | 115475-PCS-MS |
| 1.8 quattro CAT | 66 | 90 | 08.85-10.90 |  | for vehicles with standard chassis | <input type="checkbox"/> | 115475-PCS-MS |
| 1.9 | 74 | 100 | 02.83-07.84 |  | for vehicles with standard chassis | <input checked="" type="checkbox"/> | 106829-PCS-MS |
| 2.0 | 83 | 113 | 09.86-11.87 |  | for vehicles with standard chassis | <input type="checkbox"/> | 115475-PCS-MS |
| 2.0 E | 85 | 115 | 01.85-12.87 |  | for vehicles with standard chassis | <input type="checkbox"/> | 106829-PCS-MS |
| 2.0 E CAT | 85 | 115 | 01.88-11.90 |  | for vehicles with standard chassis | <input type="checkbox"/> | 115475-PCS-MS |
| 2.1 | 100 | 136 | 08.82-07.84 |  | for vehicles with standard chassis From MY: 09/1982 | <input type="checkbox"/> | 106829-PCS-MS |
| 2.2 | 85 | 115 | 10.84-09.86 |  | for vehicles with standard chassis | <input checked="" type="checkbox"/> | 106829-PCS-MS |
| 2.2 E quattro | 88 | 120 | 08.85-07.86 |  | for vehicles with standard chassis | <input type="checkbox"/> | 115475-PCS-MS |
| 2.2 | 101 | 137 | 08.84-12.88 |  | for vehicles with standard chassis | <input type="checkbox"/> | 115475-PCS-MS |
| 2.2 CAT | 101 | 137 | 06.89-11.90 |  | for vehicles with standard chassis | <input checked="" type="checkbox"/> | 106829-PCS-MS |
| 2.2 quattro | 101 | 137 | 08.84-12.88 |  | for vehicles with standard chassis | <input type="checkbox"/> | 115475-PCS-MS |
| 2.2 quattro CAT | 101 | 137 | 06.89-11.90 |  | for vehicles with standard chassis | <input type="checkbox"/> | 115475-PCS-MS |
| 2.2 Turbo | 121 | 165 | 08.86-11.90 |  | for vehicles with standard chassis | <input checked="" type="checkbox"/> | 106829-PCS-MS |
| 2.2 Turbo quattro | 121 | 165 | 08.86-11.90 |  | for vehicles with standard chassis | <input type="checkbox"/> | 115475-PCS-MS |
| 2.3 | 98 | 133 | 03.90-11.90 |  | for vehicles with standard chassis | <input checked="" type="checkbox"/> | 106829-PCS-MS |
| 2.3 quattro | 98 | 134 | 01.90-11.90 |  | for vehicles with standard chassis | <input type="checkbox"/> | 115475-PCS-MS |
| 2.3 | 100 | 136 | 08.86-11.90 |  | for vehicles with standard chassis | <input checked="" type="checkbox"/> | 106829-PCS-MS |
| 2.3 E quattro | 100 | 136 | 08.86-11.90 |  | for vehicles with standard chassis | <input type="checkbox"/> | 115475-PCS-MS |
| 2.0 D | 51 | 70 | 03.83-11.90 |  | for vehicles with standard chassis | <input checked="" type="checkbox"/> | 106829-PCS-MS |
| 2.0 TD | 64 | 87 | 03.83-10.87 |  | for vehicles with standard chassis | <input type="checkbox"/> | 115475-PCS-MS |
| 2.0 TD | 74 | 100 | 03.88-11.90 |  | for vehicles with standard chassis | <input checked="" type="checkbox"/> | 106829-PCS-MS |
| 2.4 D | 60 | 82 | 08.89-11.90 |  | for vehicles with standard chassis | <input type="checkbox"/> | 115475-PCS-MS |
| 2.5 TDI | 88 | 120 | 01.90-11.90 |  | for vehicles with standard chassis | <input checked="" type="checkbox"/> | 106829-PCS-MS |

100 (43, C2)
















| | | | | | | | |
|-----|-----|-----|-------------|---|------------------------------------|--------------------------|---------------|
| 1.6 | 63 | 85 | 08.76-07.82 |  | for vehicles with standard chassis | <input type="checkbox"/> | 115475-PCS-MS |
| 1.9 | 74 | 100 | 08.80-07.82 |  | for vehicles with standard chassis | <input type="checkbox"/> | 115475-PCS-MS |
| 2.0 | 85 | 115 | 06.76-08.78 |  | for vehicles with standard chassis | <input type="checkbox"/> | 115475-PCS-MS |
| 2.1 | 85 | 115 | 10.77-07.82 |  | for vehicles with standard chassis | <input type="checkbox"/> | 115475-PCS-MS |
| 2.1 | 100 | 136 | 03.77-07.82 |  | for vehicles with standard chassis | <input type="checkbox"/> | 115475-PCS-MS |

100 Avant (43, C2)











| | | | | | | | |
|-------|-----|-----|-------------|---|------------------------------------|--------------------------|---------------|
| 1.6 | 63 | 85 | 07.77-02.83 |  | for vehicles with standard chassis | <input type="checkbox"/> | 115475-PCS-MS |
| 1.9 | 74 | 100 | 08.80-07.82 |  | for vehicles with standard chassis | <input type="checkbox"/> | 115475-PCS-MS |
| 2.0 | 85 | 115 | 08.77-07.80 |  | for vehicles with standard chassis | <input type="checkbox"/> | 115475-PCS-MS |
| 2.1 | 85 | 115 | 07.77-02.83 |  | for vehicles with standard chassis | <input type="checkbox"/> | 115475-PCS-MS |
| 2.1 | 100 | 136 | 07.77-02.83 |  | for vehicles with standard chassis | <input type="checkbox"/> | 115475-PCS-MS |
| 2.0 D | 51 | 70 | 08.78-02.83 |  | for vehicles with standard chassis | <input type="checkbox"/> | 115475-PCS-MS |

AUDI





100 (4A, C4)

| | | | | | | | |
|-------------------|-----|-----|-------------|--|------------------------------------|--------------------------|---------------|
| 1.6 | 87 | 118 | 03.92-07.93 |  | for vehicles with standard chassis | <input type="checkbox"/> | 115475-PCS-MS |
| 2.0 | 74 | 100 | 12.90-06.94 |  | for vehicles with standard chassis | <input type="checkbox"/> | 115475-PCS-MS |
| 2.0 E | 85 | 115 | 12.90-06.94 |  | for vehicles with standard chassis | <input type="checkbox"/> | 115475-PCS-MS |
| 2.0 E quattro | 85 | 115 | 12.90-07.92 |  | for vehicles with standard chassis | <input type="checkbox"/> | 115475-PCS-MS |
| 2.0 E 16V | 103 | 140 | 01.92-06.94 |  | for vehicles with standard chassis | <input type="checkbox"/> | 115475-PCS-MS |
| 2.0 E 16V quattro | 103 | 140 | 07.92-06.94 |  | for vehicles with standard chassis | <input type="checkbox"/> | 115475-PCS-MS |
| 2.3 E | 98 | 134 | 12.90-06.94 |  | for vehicles with standard chassis | <input type="checkbox"/> | 115475-PCS-MS |
| 2.3 E quattro | 98 | 134 | 12.90-06.94 |  | for vehicles with standard chassis | <input type="checkbox"/> | 115475-PCS-MS |
| 2.6 | 102 | 139 | 07.93-06.94 |  | for vehicles with standard chassis | <input type="checkbox"/> | 115475-PCS-MS |
| 2.6 | 110 | 150 | 03.92-06.94 |  | for vehicles with standard chassis | <input type="checkbox"/> | 115475-PCS-MS |
| 2.6 quattro | 110 | 150 | 04.92-06.94 |  | for vehicles with standard chassis | <input type="checkbox"/> | 115475-PCS-MS |
| 2.8 E | 128 | 174 | 12.90-06.94 |  | for vehicles with standard chassis | <input type="checkbox"/> | 115475-PCS-MS |
| 2.8 E quattro | 128 | 174 | 12.90-06.94 |  | for vehicles with standard chassis | <input type="checkbox"/> | 115475-PCS-MS |
| 2.4 D | 60 | 82 | 12.90-06.94 |  | for vehicles with standard chassis | <input type="checkbox"/> | 115475-PCS-MS |
| 2.5 TDI | 85 | 115 | 12.90-06.94 |  | for vehicles with standard chassis | <input type="checkbox"/> | 115475-PCS-MS |


















100 Avant (4A, C4)

| | | | | | | | |
|---------------|-----|-----|-------------|---|------------------------------------|--------------------------|---------------|
| 1.6 | 87 | 118 | 03.92-07.93 |  | for vehicles with standard chassis | <input type="checkbox"/> | 115475-PCS-MS |
| 2.0 E | 74 | 100 | 09.91-06.94 |  | for vehicles with standard chassis | <input type="checkbox"/> | 115475-PCS-MS |
| 2.0 E | 85 | 115 | 09.91-06.94 |  | for vehicles with standard chassis | <input type="checkbox"/> | 115475-PCS-MS |
| 2.0 E quattro | 85 | 115 | 12.90-07.92 |  | for vehicles with standard chassis | <input type="checkbox"/> | 115475-PCS-MS |
| 2.3 E | 98 | 133 | 09.91-06.94 |  | for vehicles with standard chassis | <input type="checkbox"/> | 115475-PCS-MS |
| 2.3 E quattro | 98 | 134 | 09.91-06.94 |  | for vehicles with standard chassis | <input type="checkbox"/> | 115475-PCS-MS |
| 2.6 | 102 | 139 | 07.93-06.94 |  | for vehicles with standard chassis | <input type="checkbox"/> | 115475-PCS-MS |
| 2.6 | 110 | 150 | 03.92-06.94 |  | for vehicles with standard chassis | <input type="checkbox"/> | 115475-PCS-MS |
| 2.6 E quattro | 102 | 139 | 08.93-07.94 |  | for vehicles with standard chassis | <input type="checkbox"/> | 115475-PCS-MS |
| 2.6 quattro | 110 | 150 | 07.92-06.94 |  | for vehicles with standard chassis | <input type="checkbox"/> | 115475-PCS-MS |

100 Avant (4A, C4)



| | | | | | | | |
|---------------|-----|-----|-------------|---|------------------------------------|--------------------------|---------------|
| 2.8 E | 128 | 174 | 09.91-06.94 |  | for vehicles with standard chassis | <input type="checkbox"/> | 115475-PCS-MS |
| 2.8 E quattro | 128 | 174 | 09.91-06.94 |  | for vehicles with standard chassis | <input type="checkbox"/> | 115475-PCS-MS |
| 2.4 D | 60 | 82 | 12.90-06.94 |  | for vehicles with standard chassis | <input type="checkbox"/> | 115475-PCS-MS |
| 2.5 TDI | 85 | 115 | 12.90-06.94 |  | for vehicles with standard chassis | <input type="checkbox"/> | 115475-PCS-MS |

200 (44, 44Q)







| | | | | | | | |
|-----------------------|-----|-----|-------------|---|---|-------------------------------------|---------------|
| 2.1 5 E | 100 | 136 | 08.83-07.84 |  | From MY: 09/1983 without ride height adjustment | <input type="checkbox"/> | 106829-PCS-MS |
| | | | |  | for vehicles with standard chassis | <input type="checkbox"/> | 115475-PCS-MS |
| 2.1 Turbo | 134 | 182 | 08.83-01.88 |  | From MY: 09/1983 without ride height adjustment | <input checked="" type="checkbox"/> | 106829-PCS-MS |
| | | | |  | for vehicles with standard chassis | <input type="checkbox"/> | 115475-PCS-MS |
| 2.1 Turbo quattro | 134 | 182 | 08.83-09.86 |  | for vehicles with standard chassis | <input type="checkbox"/> | 115475-PCS-MS |
| 2.2 | 101 | 137 | 08.84-07.85 |  | without ride height adjustment | <input checked="" type="checkbox"/> | 106829-PCS-MS |
| | | | |  | for vehicles with standard chassis | <input type="checkbox"/> | 115475-PCS-MS |
| 2.2 Turbo | 121 | 165 | 08.85-09.91 |  | To MY: 12/1990 | <input checked="" type="checkbox"/> | 106829-PCS-MS |
| | | | |  | for vehicles with standard chassis | <input type="checkbox"/> | 115475-PCS-MS |
| 2.2 Turbo quattro | 121 | 165 | 01.85-12.91 |  | for vehicles with standard chassis | <input type="checkbox"/> | 115475-PCS-MS |
| 2.2 Turbo | 140 | 190 | 02.88-12.90 |  | | <input checked="" type="checkbox"/> | 106829-PCS-MS |
| | | | |  | for vehicles with standard chassis | <input type="checkbox"/> | 115475-PCS-MS |
| 2.2 Turbo | 147 | 200 | 02.88-12.90 |  | | <input checked="" type="checkbox"/> | 106829-PCS-MS |
| | | | |  | for vehicles with standard chassis | <input type="checkbox"/> | 115475-PCS-MS |
| 2.2 Turbo quattro | 147 | 200 | 02.88-11.90 |  | for vehicles with standard chassis | <input type="checkbox"/> | 115475-PCS-MS |
| 2.2 20V Turbo quattro | 162 | 220 | 03.89-12.90 |  | for vehicles with standard chassis | <input type="checkbox"/> | 115475-PCS-MS |
| 2.3 | 100 | 136 | 11.86-09.91 |  | To MY: 12/1990 without ride height adjustment | <input checked="" type="checkbox"/> | 106829-PCS-MS |
| | | | | | for vehicles with standard chassis | <input type="checkbox"/> | 115475-PCS-MS |

AUDI





200 (44, 44Q)

| | | | | | | | |
|-----------|-----|-----|-------------|---|---|-------------------------------------|---------------|
| 2.2 Turbo | 121 | 165 | 08.85-09.91 |  | To MY: 12/1990 without ride height adjustment | <input checked="" type="checkbox"/> | 106829-PCS-MS |
| 2.3 | 100 | 136 | 11.86-09.91 |  | To MY: 12/1990 without ride height adjustment | <input checked="" type="checkbox"/> | 106829-PCS-MS |


















200 Avant (44, 44Q)

| | | | | | | | |
|-----------------------|-----|-----|-------------|---|------------------------------------|--------------------------|---------------|
| 2.1 Turbo quattro | 134 | 182 | 09.83-01.88 |  | for vehicles with standard chassis | <input type="checkbox"/> | 115475-PCS-MS |
| 2.2 Turbo | 121 | 165 | 08.85- |  | for vehicles with standard chassis | <input type="checkbox"/> | 115475-PCS-MS |
| 2.2 Turbo quattro | 121 | 165 | 09.83-12.90 |  | for vehicles with standard chassis | <input type="checkbox"/> | 115475-PCS-MS |
| 2.2 Turbo quattro | 147 | 200 | 02.88-12.91 |  | for vehicles with standard chassis | <input type="checkbox"/> | 115475-PCS-MS |
| 2.2 20V Turbo quattro | 162 | 220 | 07.89-12.90 |  | for vehicles with standard chassis | <input type="checkbox"/> | 115475-PCS-MS |
| 2.3 | 100 | 136 | 11.86-09.91 |  | for vehicles with standard chassis | <input type="checkbox"/> | 115475-PCS-MS |


















A2 (8Z0)

| | | | | | | | |
|---------|----|-----|-------------|---|------------------------------------|-------------------------------------|---------------|
| 1.4 | 55 | 75 | 02.00-08.05 |  | w/o sports and off-road suspension | <input checked="" type="checkbox"/> | 114745-PCS-MS |
| 1.6 FSI | 81 | 110 | 05.02-08.05 |  | w/o sports and off-road suspension | <input checked="" type="checkbox"/> | 114745-PCS-MS |
| 1.4 TDI | 55 | 75 | 02.00-08.05 |  | w/o sports and off-road suspension | <input checked="" type="checkbox"/> | 114745-PCS-MS |
| 1.4 TDI | 66 | 90 | 11.03-08.05 |  | w/o sports and off-road suspension | <input checked="" type="checkbox"/> | 114745-PCS-MS |

A4 (8D2, B5)





















| | | | | | | | |
|---------|-----|-----|-------------|---|---|-------------------------------------|---------------|
| 1.6 | 74 | 100 | 01.95-07.00 |  | for vehicles with std chassis, To Ch.No.:8D-X-199 999 | <input checked="" type="checkbox"/> | 114126-PCS-MS |
| 1.8 | 85 | 115 | 04.95-11.00 |  | for vehicles with std chassis, To Ch.No.:8D-X-199 999 | <input checked="" type="checkbox"/> | 114126-PCS-MS |
| 1.8 | 92 | 125 | 01.95-11.00 |  | for vehicles with std chassis, To Ch.No.:8D-X-199 999 | <input checked="" type="checkbox"/> | 114126-PCS-MS |
| 1.8 | 95 | 129 | 01.95-11.00 |  | for vehicles with std chassis, To Ch.No.:8D-X-199 999 | <input checked="" type="checkbox"/> | 114126-PCS-MS |
| 1.8 T | 110 | 150 | 01.95-11.00 |  | for vehicles with std chassis, To Ch.No.:8D-X-199 999 | <input checked="" type="checkbox"/> | 114126-PCS-MS |
| 1.8 T | 132 | 180 | 12.97-11.00 |  | for vehicles with std chassis, To Ch.No.:8D-X-199 999 | <input checked="" type="checkbox"/> | 114126-PCS-MS |
| 2.4 | 110 | 150 | 07.95-07.97 |  | for vehicles with std chassis, To Ch.No.:8D-X-199 999 | <input checked="" type="checkbox"/> | 114126-PCS-MS |
| 2.4 | 120 | 163 | 08.97-11.00 |  | for vehicles with std chassis, To Ch.No.:8D-X-199 999 | <input checked="" type="checkbox"/> | 114126-PCS-MS |
| 2.4 | 121 | 165 | 03.97-11.00 |  | for vehicles with std chassis, To Ch.No.:8D-X-199 999 | <input checked="" type="checkbox"/> | 114126-PCS-MS |
| 2.6 | 110 | 150 | 01.95-11.00 |  | for vehicles with std chassis, To Ch.No.:8D-X-199 999 | <input checked="" type="checkbox"/> | 114126-PCS-MS |
| 2.6 | 102 | 139 | 01.96-07.97 |  | for vehicles with std chassis, To Ch.No.:8D-X-199 999 | <input checked="" type="checkbox"/> | 114126-PCS-MS |
| 2.8 | 128 | 174 | 09.95-07.97 |  | for vehicles with std chassis, To Ch.No.:8D-X-199 999 | <input checked="" type="checkbox"/> | 114126-PCS-MS |
| 2.8 | 142 | 193 | 10.96-11.00 |  | for vehicles with std chassis, To Ch.No.:8D-X-199 999 | <input checked="" type="checkbox"/> | 114126-PCS-MS |
| 1.9 Di | 55 | 75 | 12.95-11.00 |  | for vehicles with std chassis, To Ch.No.:8D-X-199 999 | <input checked="" type="checkbox"/> | 114126-PCS-MS |
| 1.9 TDI | 66 | 90 | 01.95-11.00 |  | for vehicles with std chassis, To Ch.No.:8D-X-199 999 | <input checked="" type="checkbox"/> | 114126-PCS-MS |
| 1.9 TDI | 81 | 110 | 10.95-11.00 |  | for vehicles with std chassis, To Ch.No.:8D-X-199 999 | <input checked="" type="checkbox"/> | 114126-PCS-MS |
| 2.5 TDI | 110 | 150 | 09.97-11.00 |  | for vehicles with std chassis, To Ch.No.:8D-X-199 999 | <input checked="" type="checkbox"/> | 114126-PCS-MS |

A4 Avant (8D5, B5)






















| | | | | | | | |
|---------|-----|-----|-------------|---|---|-------------------------------------|---------------|
| 1.6 | 74 | 100 | 03.96-07.00 |  | for vehicles with std chassis, To Ch.No.:8D-X-199 999 | <input checked="" type="checkbox"/> | 114126-PCS-MS |
| 1.8 | 85 | 115 | 07.95-09.01 |  | for vehicles with std chassis, To Ch.No.:8D-X-199 999 | <input checked="" type="checkbox"/> | 114126-PCS-MS |
| 1.8 | 92 | 125 | 02.96-09.01 |  | for vehicles with std chassis, To Ch.No.:8D-X-199 999 | <input checked="" type="checkbox"/> | 114126-PCS-MS |
| 1.8 T | 110 | 150 | 03.96-09.01 |  | for vehicles with std chassis, To Ch.No.:8D-X-199 999 | <input checked="" type="checkbox"/> | 114126-PCS-MS |
| 1.8 T | 132 | 180 | 12.97-09.01 |  | for vehicles with std chassis, To Ch.No.:8D-X-199 999 | <input checked="" type="checkbox"/> | 114126-PCS-MS |
| 2.4 | 110 | 150 | 07.95-07.97 |  | for vehicles with std chassis, To Ch.No.:8D-X-199 999 | <input checked="" type="checkbox"/> | 114126-PCS-MS |
| 2.4 | 120 | 163 | 08.97-09.01 |  | for vehicles with std chassis, To Ch.No.:8D-X-199 999 | <input checked="" type="checkbox"/> | 114126-PCS-MS |
| 2.4 | 121 | 165 | 03.97-09.01 |  | for vehicles with std chassis, To Ch.No.:8D-X-199 999 | <input checked="" type="checkbox"/> | 114126-PCS-MS |
| 2.6 | 110 | 150 | 02.96-09.01 |  | for vehicles with std chassis, To Ch.No.:8D-X-199 999 | <input checked="" type="checkbox"/> | 114126-PCS-MS |
| 2.6 | 102 | 139 | 01.96-07.97 |  | for vehicles with std chassis, To Ch.No.:8D-X-199 999 | <input checked="" type="checkbox"/> | 114126-PCS-MS |
| 2.8 | 128 | 174 | 03.96-09.96 |  | for vehicles with std chassis, To Ch.No.:8D-X-199 999 | <input checked="" type="checkbox"/> | 114126-PCS-MS |
| 2.8 | 142 | 193 | 10.96-09.01 |  | for vehicles with std chassis, To Ch.No.:8D-X-199 999 | <input checked="" type="checkbox"/> | 114126-PCS-MS |
| 1.9 Di | 55 | 75 | 03.96-09.01 |  | for vehicles with std chassis, To Ch.No.:8D-X-199 999 | <input checked="" type="checkbox"/> | 114126-PCS-MS |
| 1.9 TDI | 66 | 90 | 02.96-09.01 |  | for vehicles with std chassis, To Ch.No.:8D-X-199 999 | <input checked="" type="checkbox"/> | 114126-PCS-MS |
| 1.9 TDI | 81 | 110 | 02.96-09.01 |  | for vehicles with std chassis, To Ch.No.:8D-X-199 999 | <input checked="" type="checkbox"/> | 114126-PCS-MS |
| 2.5 TDI | 110 | 150 | 09.97-09.01 |  | for vehicles with std chassis, To Ch.No.:8D-X-199 999 | <input checked="" type="checkbox"/> | 114126-PCS-MS |
| 1.9 DUO | 66 | 90 | 03.98-09.01 |  | for vehicles with std chassis, To Ch.No.:8D-X-199 999 | <input checked="" type="checkbox"/> | 114126-PCS-MS |

AUDI







A6 (4A, f)

| | | | | | | | |
|-----------------|-----|-----|-------------|---|------------------------------------|--------------------------|---------------|
| 1.8 | 92 | 125 | 12.95-02.97 |  | for vehicles with standard chassis | <input type="checkbox"/> | 115475-PCS-MS |
| 1.8 quattro | 92 | 125 | 12.95-02.97 |  | for vehicles with standard chassis | <input type="checkbox"/> | 115475-PCS-MS |
| 2.0 | 74 | 101 | 06.94-02.97 |  | for vehicles with standard chassis | <input type="checkbox"/> | 115475-PCS-MS |
| 2.0 | 85 | 115 | 06.94-02.97 |  | for vehicles with standard chassis | <input type="checkbox"/> | 115475-PCS-MS |
| 2.0 16V | 103 | 140 | 06.94-02.97 |  | for vehicles with standard chassis | <input type="checkbox"/> | 115475-PCS-MS |
| 2.0 16V quattro | 103 | 140 | 06.94-02.97 |  | for vehicles with standard chassis | <input type="checkbox"/> | 115475-PCS-MS |
| 2.3 | 98 | 133 | 06.94-12.95 |  | for vehicles with standard chassis | <input type="checkbox"/> | 115475-PCS-MS |
| 2.3 quattro | 98 | 133 | 06.94-12.95 |  | for vehicles with standard chassis | <input type="checkbox"/> | 115475-PCS-MS |
| 2.4 | 110 | 150 | 07.95-06.96 |  | for vehicles with standard chassis | <input type="checkbox"/> | 115475-PCS-MS |
| 2.6 | 102 | 139 | 06.94-02.97 |  | for vehicles with standard chassis | <input type="checkbox"/> | 115475-PCS-MS |
| 2.6 | 110 | 150 | 06.94-02.97 |  | for vehicles with standard chassis | <input type="checkbox"/> | 115475-PCS-MS |
| 2.8 | 128 | 174 | 06.94-02.97 |  | for vehicles with standard chassis | <input type="checkbox"/> | 115475-PCS-MS |
| 2.8 | 120 | 163 | 08.95-07.96 |  | for vehicles with standard chassis | <input type="checkbox"/> | 115475-PCS-MS |
| 2.8 quattro | 128 | 174 | 06.94-02.97 |  | for vehicles with standard chassis | <input type="checkbox"/> | 115475-PCS-MS |
| 2.8 | 142 | 193 | 12.95-02.97 |  | for vehicles with standard chassis | <input type="checkbox"/> | 115475-PCS-MS |
| 2.8 quattro | 142 | 193 | 12.95-02.97 |  | for vehicles with standard chassis | <input type="checkbox"/> | 115475-PCS-MS |
| 1.9 TDI | 66 | 90 | 06.94-02.97 |  | for vehicles with standard chassis | <input type="checkbox"/> | 115475-PCS-MS |
| 2.5 TDI | 84 | 114 | 01.95-02.97 |  | for vehicles with standard chassis | <input type="checkbox"/> | 115475-PCS-MS |
| 2.5 TDI | 85 | 116 | 06.94-02.97 |  | for vehicles with standard chassis | <input type="checkbox"/> | 115475-PCS-MS |
| 2.5 TDI | 103 | 140 | 08.94-02.97 |  | for vehicles with standard chassis | <input type="checkbox"/> | 115475-PCS-MS |

A6 Avant (4A, C4)




























| | | | | | | | |
|-----------------|-----|-----|-------------|---|------------------------------------|--------------------------|---------------|
| 1.8 | 92 | 125 | 12.95-12.97 |  | for vehicles with standard chassis | <input type="checkbox"/> | 115475-PCS-MS |
| 1.8 quattro | 92 | 125 | 12.95-12.97 |  | for vehicles with standard chassis | <input type="checkbox"/> | 115475-PCS-MS |
| 2.0 | 74 | 100 | 06.94-12.97 |  | for vehicles with standard chassis | <input type="checkbox"/> | 115475-PCS-MS |
| 2.0 | 79 | 107 | 08.95-07.96 |  | for vehicles with standard chassis | <input type="checkbox"/> | 115475-PCS-MS |
| 2.0 | 85 | 115 | 06.94-12.97 |  | for vehicles with standard chassis | <input type="checkbox"/> | 115475-PCS-MS |
| 2.0 16V | 103 | 140 | 06.94-12.97 |  | for vehicles with standard chassis | <input type="checkbox"/> | 115475-PCS-MS |
| 2.0 16V quattro | 103 | 140 | 06.94-12.97 |  | for vehicles with standard chassis | <input type="checkbox"/> | 115475-PCS-MS |
| 2.3 | 98 | 133 | 06.94-12.95 |  | for vehicles with standard chassis | <input type="checkbox"/> | 115475-PCS-MS |
| 2.3 quattro | 98 | 133 | 06.94-12.95 |  | for vehicles with standard chassis | <input type="checkbox"/> | 115475-PCS-MS |
| 2.4 | 110 | 150 | 07.96-12.97 |  | for vehicles with standard chassis | <input type="checkbox"/> | 115475-PCS-MS |
| 2.6 | 102 | 139 | 06.94-02.97 |  | for vehicles with standard chassis | <input type="checkbox"/> | 115475-PCS-MS |
| 2.6 | 110 | 150 | 06.94-12.97 |  | for vehicles with standard chassis | <input type="checkbox"/> | 115475-PCS-MS |
| 2.6 quattro | 110 | 150 | 06.94-12.97 |  | for vehicles with standard chassis | <input type="checkbox"/> | 115475-PCS-MS |
| 2.8 | 128 | 174 | 06.94-12.97 |  | for vehicles with standard chassis | <input type="checkbox"/> | 115475-PCS-MS |
| 2.8 quattro | 128 | 174 | 06.94-12.97 |  | for vehicles with standard chassis | <input type="checkbox"/> | 115475-PCS-MS |
| 2.8 | 142 | 193 | 12.95-12.97 |  | for vehicles with standard chassis | <input type="checkbox"/> | 115475-PCS-MS |
| 2.8 quattro | 142 | 193 | 12.95-12.97 |  | for vehicles with standard chassis | <input type="checkbox"/> | 115475-PCS-MS |
| 1.9 TDI | 66 | 90 | 06.94-12.97 |  | for vehicles with standard chassis | <input type="checkbox"/> | 115475-PCS-MS |
| 2.5 TDI | 84 | 114 | 01.95-12.97 |  | for vehicles with standard chassis | <input type="checkbox"/> | 115475-PCS-MS |
| 2.5 TDI | 85 | 116 | 06.94-12.97 |  | for vehicles with standard chassis | <input type="checkbox"/> | 115475-PCS-MS |
| 2.5 TDI | 103 | 140 | 08.94-12.97 |  | for vehicles with standard chassis | <input type="checkbox"/> | 115475-PCS-MS |

COUPE (81, 85)






















| | | | | | | | |
|--------|----|----|-------------|--|----------------|--------------------------|---|
| 1.8 | 55 | 75 | 08.81-07.83 |   | | <input type="checkbox"/> | 100594-PCS-MS |
| 1.8 GT | 65 | 88 | 04.86-10.88 |   | To MY: 09/1988 | <input type="checkbox"/> | 105782-PCS-MS 100594-PCS-MS |
| 1.8 GT | 66 | 90 | 09.82-10.88 |   | To MY: 09/1988 | <input type="checkbox"/> | 105782-PCS-MS 100594-PCS-MS 105782-PCS-MS |

AUDI

COUPE (81, 85)

| | | | | | | | |
|----------------|-----|-----|-------------|---|--|-------------------------------------|---------------|
| 1.8 GT quattro | 66 | 90 | 09.85-10.88 |  | To MY: 09/1988, W/o sports suspension | <input type="checkbox"/> | 100594-PCS-MS |
| 1.8 GT | 68 | 93 | 01.85-07.88 |  | | <input type="checkbox"/> | 100594-PCS-MS |
| | | | |  | | <input checked="" type="checkbox"/> | 105782-PCS-MS |
| 1.8 GT | 79 | 107 | 08.86-10.87 |  | | <input type="checkbox"/> | 100594-PCS-MS |
| | | | |  | To MY: 09/1988 | <input checked="" type="checkbox"/> | 105782-PCS-MS |
| 1.8 GT | 82 | 112 | 08.86-10.88 |  | | <input type="checkbox"/> | 100594-PCS-MS |
| | | | |  | To MY: 09/1988 | <input checked="" type="checkbox"/> | 105782-PCS-MS |
| 1.8 GT quattro | 82 | 112 | 12.84-10.88 |  | W/o sports suspension From MY: 08/1981 | <input type="checkbox"/> | 100594-PCS-MS |
| 1.9 | 85 | 115 | 08.80-07.83 |  | | <input type="checkbox"/> | 100594-PCS-MS |
| | | | |  | | <input checked="" type="checkbox"/> | 105782-PCS-MS |
| 2.0 | 85 | 115 | 09.83-07.86 |  | | <input type="checkbox"/> | 100594-PCS-MS |
| | | | |  | | <input checked="" type="checkbox"/> | 105782-PCS-MS |
| 2.0 | 83 | 113 | 03.86-04.88 |  | | <input type="checkbox"/> | 100594-PCS-MS |
| | | | |  | | <input checked="" type="checkbox"/> | 105782-PCS-MS |
| 2.1 GT | 79 | 107 | 01.81-07.83 |  | From MY: 08/1981 | <input type="checkbox"/> | 100594-PCS-MS |
| | | | |  | | <input checked="" type="checkbox"/> | 105782-PCS-MS |
| 2.1 GT | 96 | 131 | 09.82-08.84 |  | | <input type="checkbox"/> | 100594-PCS-MS |
| | | | |  | | <input checked="" type="checkbox"/> | 105782-PCS-MS |
| 2.2 quattro | 88 | 120 | 08.85-10.88 |  | To MY: 09/1988 W/o sports suspension | <input type="checkbox"/> | 100594-PCS-MS |
| 2.2 GT | 100 | 136 | 09.84-10.88 |  | To MY: 09/1988 | <input type="checkbox"/> | 100594-PCS-MS |
| | | | |  | | <input checked="" type="checkbox"/> | 105782-PCS-MS |
| 2.2 quattro | 100 | 136 | 10.84-10.88 |  | To MY: 09/1988 „W/o sports suspension | <input type="checkbox"/> | 100594-PCS-MS |
| 2.2 GT | 85 | 115 | 07.81-10.87 |  | From MY: 08/1981 | <input type="checkbox"/> | 100594-PCS-MS |
| | | | |  | | <input checked="" type="checkbox"/> | 105782-PCS-MS |
| 2.3 | 100 | 136 | 01.87-10.88 |  | To MY: 09/1988 | <input type="checkbox"/> | 100594-PCS-MS |
| | | | |  | | <input checked="" type="checkbox"/> | 105782-PCS-MS |
| 2.3 quattro | 100 | 136 | 01.87-10.88 |  | To MY: 09/1988 W/o sports suspension | <input type="checkbox"/> | 100594-PCS-MS |

COUPE (89, 8B)

| | | | | | | | |
|------------------|-----|-----|-------------|---|--|--------------------------|---------------|
| 1.8 | 82 | 112 | 08.89-07.91 |  | | <input type="checkbox"/> | 100594-PCS-MS |
| 2.0 | 82 | 112 | 03.90-07.90 |  | | <input type="checkbox"/> | 100594-PCS-MS |
| 2.0 | 83 | 113 | 05.89-03.90 |  | | <input type="checkbox"/> | 100594-PCS-MS |
| 2.0 | 85 | 115 | 05.89-12.96 |  | | <input type="checkbox"/> | 100594-PCS-MS |
| 2.0 16 V | 101 | 137 | 01.92-07.92 |  | | <input type="checkbox"/> | 100594-PCS-MS |
| 2.0 16 V | 103 | 140 | 08.92-12.96 |  | | <input type="checkbox"/> | 100594-PCS-MS |
| 2.0 20 V | 118 | 160 | 08.89-07.91 |  | | <input type="checkbox"/> | 100594-PCS-MS |
| 2.0 20 V quattro | 118 | 160 | 08.89-07.91 |  | | <input type="checkbox"/> | 100594-PCS-MS |
| 2.2 quattro | 100 | 136 | 11.88-07.91 |  | | <input type="checkbox"/> | 100594-PCS-MS |
| 2.3 | 98 | 133 | 03.90-12.96 |  | | <input type="checkbox"/> | 100594-PCS-MS |
| 2.3 quattro | 98 | 134 | 05.90-12.96 |  | | <input type="checkbox"/> | 100594-PCS-MS |
| 2.3 | 100 | 136 | 10.88-07.94 |  | | <input type="checkbox"/> | 100594-PCS-MS |
| 2.3 quattro | 100 | 136 | 11.88-12.92 |  | | <input type="checkbox"/> | 100594-PCS-MS |
| 2.3 20V | 123 | 167 | 08.90-07.91 |  | | <input type="checkbox"/> | 100594-PCS-MS |
| 2.3 20V quattro | 123 | 167 | 05.90-12.96 |  | | <input type="checkbox"/> | 100594-PCS-MS |
| 2.3 20V | 125 | 170 | 08.89-07.91 |  | | <input type="checkbox"/> | 100594-PCS-MS |
| 2.3 20V quattro | 125 | 170 | 11.88-07.91 |  | | <input type="checkbox"/> | 100594-PCS-MS |
| 2.6 | 110 | 150 | 08.92-12.96 |  | | <input type="checkbox"/> | 100594-PCS-MS |
| 2.6 quattro | 110 | 150 | 08.92-12.96 |  | | <input type="checkbox"/> | 100594-PCS-MS |
| 2.8 | 128 | 174 | 09.91-12.96 |  | | <input type="checkbox"/> | 100594-PCS-MS |
| 2.8 quattro | 128 | 174 | 08.91-12.96 |  | | <input type="checkbox"/> | 100594-PCS-MS |






CABRIOLET (8G7, B4)

| | | | | | | | |
|---------|-----|-----|-------------|---|--|--------------------------|---------------|
| 1.8 | 92 | 125 | 01.97-08.00 |  | | <input type="checkbox"/> | 100594-PCS-MS |
| 2.0 E | 85 | 115 | 01.93-07.98 |  | | <input type="checkbox"/> | 100594-PCS-MS |
| 2.0 16V | 103 | 140 | 06.95-07.96 |  | | <input type="checkbox"/> | 100594-PCS-MS |




| | | | | | | | |
|---|-----------|-----------|---|--|-------------|---|-----------|
|  | KW | PS |  |   | INFO |  | MS |
|---|-----------|-----------|---|--|-------------|---|-----------|

AUDI

CABRIOLET (8G7, B4)















| | | | | | | | |
|---------|-----|-----|-------------|---|--|--------------------------|---------------|
| 2.3 E | 98 | 133 | 05.91-07.94 |  | | <input type="checkbox"/> | 100594-PCS-MS |
| 2.6 | 102 | 139 | 05.95-08.00 |  | | <input type="checkbox"/> | 100594-PCS-MS |
| 2.6 | 110 | 150 | 06.93-08.00 |  | | <input type="checkbox"/> | 100594-PCS-MS |
| 2.8 | 128 | 174 | 11.92-08.00 |  | | <input type="checkbox"/> | 100594-PCS-MS |
| 1.9 TDI | 66 | 90 | 06.95-08.00 |  | | <input type="checkbox"/> | 100594-PCS-MS |

QUATTRO (85)








| | | | | | | | |
|---------------|-----|-----|-------------|---|--|--------------------------|---------------|
| 2.1 Turbo | 147 | 200 | 07.80-07.87 |  | From MY: 09/1984 W/o sports suspension | <input type="checkbox"/> | 100594-PCS-MS |
| 2.1 20V Turbo | 225 | 306 | 05.84-07.87 |  | W/o sports suspension | <input type="checkbox"/> | 100594-PCS-MS |
| 2.2 Turbo | 147 | 200 | 08.87-07.89 |  | To MY: 09/1988 W/o sports suspension | <input type="checkbox"/> | 100594-PCS-MS |

BMW






3 (E36)

| | | | | | | | |
|-----------|-----|-----|-------------|---|------------------------------------|-------------------------------------|---------------|
| 316 i | 73 | 100 | 09.90-09.93 |  | for vehicles with standard chassis | <input type="checkbox"/> | 556878-PCS-MS |
| 316 i | 75 | 102 | 09.90-09.93 |  | for vehicles with standard chassis | <input checked="" type="checkbox"/> | 556878-PCS-MS |
| 316 i | 75 | 102 | 07.93-02.98 |  | for vehicles with standard chassis | <input checked="" type="checkbox"/> | 556878-PCS-MS |
| 318 i | 83 | 113 | 12.90-10.93 |  | for vehicles with standard chassis | <input checked="" type="checkbox"/> | 556878-PCS-MS |
| 318 i | 85 | 115 | 10.93-02.98 |  | for vehicles with standard chassis | <input checked="" type="checkbox"/> | 556878-PCS-MS |
| 318 is | 103 | 140 | 03.93-09.97 |  | for vehicles with standard chassis | <input checked="" type="checkbox"/> | 556878-PCS-MS |
| 318 is | 103 | 140 | 09.95-02.98 |  | for vehicles with standard chassis | <input checked="" type="checkbox"/> | 556878-PCS-MS |
| 320 i | 110 | 150 | 09.90-02.98 |  | for vehicles with standard chassis | <input checked="" type="checkbox"/> | 556878-PCS-MS |
| 323 i 2.5 | 125 | 170 | 03.95-02.98 |  | for vehicles with standard chassis | <input checked="" type="checkbox"/> | 556878-PCS-MS |
| 325 i | 141 | 192 | 09.90-09.95 |  | for vehicles with standard chassis | <input checked="" type="checkbox"/> | 556878-PCS-MS |
| 328 i | 142 | 193 | 01.95-02.98 |  | for vehicles with standard chassis | <input checked="" type="checkbox"/> | 556878-PCS-MS |
| 318 tds | 66 | 90 | 01.95-02.98 |  | for vehicles with standard chassis | <input checked="" type="checkbox"/> | 556878-PCS-MS |
| 325 td | 85 | 115 | 09.91-02.98 |  | for vehicles with standard chassis | <input checked="" type="checkbox"/> | 556878-PCS-MS |
| 325 tds | 105 | 143 | 05.93-02.98 |  | for vehicles with standard chassis | <input checked="" type="checkbox"/> | 556878-PCS-MS |











3 Coupe (E36)

| | | | | | | | |
|-----------|-----|-----|-------------|---|------------------------------------|-------------------------------------|---------------|
| 316 i | 75 | 102 | 09.93-04.99 |  | for vehicles with standard chassis | <input checked="" type="checkbox"/> | 556878-PCS-MS |
| 318 is | 103 | 140 | 03.92-10.95 |  | for vehicles with standard chassis | <input checked="" type="checkbox"/> | 556878-PCS-MS |
| 318 is | 103 | 140 | 09.95-04.99 |  | for vehicles with standard chassis | <input checked="" type="checkbox"/> | 556878-PCS-MS |
| 320 i | 110 | 150 | 03.92-04.99 |  | for vehicles with standard chassis | <input checked="" type="checkbox"/> | 556878-PCS-MS |
| 323 i 2.5 | 125 | 170 | 03.95-04.99 |  | for vehicles with standard chassis | <input checked="" type="checkbox"/> | 556878-PCS-MS |
| 325 i | 141 | 192 | 03.92-04.99 |  | for vehicles with standard chassis | <input checked="" type="checkbox"/> | 556878-PCS-MS |
| 328 i | 142 | 193 | 01.95-04.99 |  | for vehicles with standard chassis | <input checked="" type="checkbox"/> | 556878-PCS-MS |

3 Convertible (E36)











| | | | | | | | |
|-----------|-----|-----|-------------|---|--------------------------------|-------------------------------------|---------------|
| 318 i | 85 | 115 | 01.94-04.99 |  | To MY: 03/1998, W/o M-technics | <input checked="" type="checkbox"/> | 556878-PCS-MS |
| 320 i | 110 | 150 | 12.93-04.99 |  | To MY: 03/1998, W/o M-technics | <input checked="" type="checkbox"/> | 556878-PCS-MS |
| 323 i 2.5 | 125 | 170 | 06.95-04.99 |  | To MY: 03/1998, W/o M-technics | <input checked="" type="checkbox"/> | 556878-PCS-MS |
| 325 i | 141 | 192 | 03.93-03.95 |  | W/o M-technics | <input checked="" type="checkbox"/> | 556878-PCS-MS |
| 328 i | 142 | 193 | 03.95-04.99 |  | To MY: 03/1998, W/o M-technics | <input checked="" type="checkbox"/> | 556878-PCS-MS |

3 (E30)








| | | | | | | | |
|-----------|-----|-----|-------------|---|--------------------------------|-------------------------------------|---------------|
| 316 i | 73 | 100 | 09.87-06.91 |  | To MY: 12/1990, W/o M-technics | <input checked="" type="checkbox"/> | 105750-PCS-MS |
| 316 i | 75 | 102 | 07.88-06.91 |  | To MY: 12/1990, W/o M-technics | <input checked="" type="checkbox"/> | 105750-PCS-MS |
| 316 i 1.8 | 75 | 102 | 08.87-08.88 |  | W/o M-technics | <input checked="" type="checkbox"/> | 105750-PCS-MS |
| 318 i | 75 | 102 | 12.84-08.88 |  | W/o M-technics | <input checked="" type="checkbox"/> | 105750-PCS-MS |
| 318 i | 77 | 105 | 09.82-08.87 |  | W/o M-technics | <input checked="" type="checkbox"/> | 105750-PCS-MS |
| 318 i | 83 | 113 | 09.87-06.91 |  | To MY: 12/1990, W/o M-technics | <input checked="" type="checkbox"/> | 105750-PCS-MS |
| 318 i | 85 | 115 | 09.87-06.91 |  | To MY: 12/1990, W/o M-technics | <input checked="" type="checkbox"/> | 105750-PCS-MS |
| 318 is | 100 | 136 | 09.89-08.91 |  | To MY: 12/1990, W/o M-technics | <input checked="" type="checkbox"/> | 105750-PCS-MS |
| 320 i | 92 | 125 | 09.82-12.85 |  | W/o M-technics | <input checked="" type="checkbox"/> | 105750-PCS-MS |
| 320 i | 95 | 129 | 12.85-06.91 |  | To MY: 12/1990, W/o M-technics | <input checked="" type="checkbox"/> | 105750-PCS-MS |

BMW



3 (E30)

| | | | | | | | |
|-----------|-----|-----|-------------|---|--------------------------------|-------------------------------------|---------------|
| 320 i | 110 | 150 | 12.85-06.90 |  | W/o M-technics | <input checked="" type="checkbox"/> | 105750-PCS-MS |
| 320 is | 141 | 192 | 05.88-12.90 |  | W/o M-technics | <input checked="" type="checkbox"/> | 105750-PCS-MS |
| 323 i | 102 | 139 | 09.82-08.83 |  | W/o M-technics | <input checked="" type="checkbox"/> | 105750-PCS-MS |
| 323 i | 110 | 150 | 09.83-08.86 |  | W/o M-technics | <input checked="" type="checkbox"/> | 105750-PCS-MS |
| 325 i | 125 | 170 | 12.86-06.91 |  | To MY: 12/1990, W/o M-technics | <input checked="" type="checkbox"/> | 105750-PCS-MS |
| 325 i | 126 | 171 | 09.83-11.89 |  | W/o M-technics | <input checked="" type="checkbox"/> | 105750-PCS-MS |
| 325 e 2.7 | 90 | 122 | 10.83-12.88 |  | W/o M-technics | <input checked="" type="checkbox"/> | 105750-PCS-MS |
| 325 e 2.7 | 95 | 129 | 01.85-08.87 |  | W/o M-technics | <input checked="" type="checkbox"/> | 105750-PCS-MS |
| 324 d | 63 | 86 | 09.85-08.91 |  | To MY: 12/1990, W/o M-technics | <input checked="" type="checkbox"/> | 105750-PCS-MS |
| 324 td | 85 | 115 | 09.87-08.91 |  | To MY: 12/1990, W/o M-technics | <input checked="" type="checkbox"/> | 105750-PCS-MS |
































3 Touring (E30)

| | | | | | | | |
|--------|-----|-----|-------------|---|----------------------------------|-------------------------------------|---------------|
| 316 i | 73 | 100 | 09.91-06.94 |  | To MY: 02/1994, W/o M-technics | <input checked="" type="checkbox"/> | 105750-PCS-MS |
| 316 i | 75 | 102 | 09.91-06.94 |  | To MY: 02/1994, W/o M-technics | <input checked="" type="checkbox"/> | 105750-PCS-MS |
| 318 i | 83 | 113 | 04.89-06.94 |  | To MY: 02/1994, W/o M-technics | <input checked="" type="checkbox"/> | 105750-PCS-MS |
| 318 i | 85 | 115 | 09.87-06.91 |  | From MY: 03/1989, W/o M-technics | <input checked="" type="checkbox"/> | 105750-PCS-MS |
| 320 i | 95 | 129 | 01.88-12.91 |  | W/o M-technics, From MY: 01/1988 | <input checked="" type="checkbox"/> | 105750-PCS-MS |
| 325 i | 125 | 170 | 07.87-03.93 |  | W/o M-technics | <input checked="" type="checkbox"/> | 105750-PCS-MS |
| 324 td | 85 | 115 | 01.88-06.93 |  | W/o M-technics | <input checked="" type="checkbox"/> | 105750-PCS-MS |

3 Convertible (E30)










| | | | | | | | |
|-------|-----|-----|-------------|---|--------------------------------|-------------------------------------|---------------|
| 318 i | 83 | 113 | 09.90-10.93 |  | To MY: 02/1993, W/o M-technics | <input checked="" type="checkbox"/> | 105750-PCS-MS |
| 320 i | 95 | 129 | 04.86-10.93 |  | To MY: 02/1993, W/o M-technics | <input checked="" type="checkbox"/> | 105750-PCS-MS |
| 325 i | 125 | 170 | 09.87-10.93 |  | To MY: 02/1993, W/o M-technics | <input checked="" type="checkbox"/> | 105750-PCS-MS |
| 325 i | 126 | 171 | 12.85-12.87 |  | W/o M-technics | <input checked="" type="checkbox"/> | 105750-PCS-MS |

5 (E34)




| | | | | | | | |
|-------------|-----|-----|-------------|---|---|-------------------------------------|--------------------------------|
| 518 i | 83 | 113 | 08.89-09.95 |  | w/o M-technics, EDC, ride height adj. ,w/ sport suspension, From MY: 08/1990 To MY: 09/1992 | <input type="checkbox"/> | 115066-PCS-MS |
| 518 i | 85 | 115 | 08.89-09.95 |   | w/o M-technics, EDC, ride height adj. ,w/ sport suspension, From MY: 08/1990 To MY: 09/1992 | <input type="checkbox"/> | 102209-PCS-MS 115066-PCS-MS |
| 520 i | 95 | 129 | 01.88-08.91 |   | w/o M-technics, EDC, ride height adj. ,w/ sport suspension, From MY: 08/1990 | <input type="checkbox"/> | 102209-PCS-MS 115066-PCS-MS |
| 520 i 24V | 110 | 150 | 09.89-09.95 |   | w/o M-technics, EDC, ride height adj. ,w/ sport suspension, From MY: 08/1990 To MY: 09/1992 | <input type="checkbox"/> | 102209-PCS-MS 115066-PCS-MS |
| 525 i | 125 | 170 | 01.88-08.91 |   | w/o M-technics, EDC, ride height adj. From MY: 08/1990 | <input type="checkbox"/> | 102209-PCS-MS 115066-PCS-MS |
| 525 i 24V | 141 | 192 | 09.89-09.95 |    | w/o M-technics, EDC, ride height adj. w/o M-technics, EDC, ride height adj. From MY: 08/1990 To MY: 09/1992 | <input type="checkbox"/> | 102209-PCS-MS 115066-PCS-MS |
| 525 i X 24V | 141 | 192 | 10.91-09.95 |  | w/o M-technics, EDC, ride height adj. | <input checked="" type="checkbox"/> | 102209-PCS-MS |
| 530 i | 138 | 188 | 01.88-08.91 |    | w/o M-technics, EDC, ride height adj. To MY: 09/1992 w/o M-technics, EDC, ride height adj. From MY: 08/1990 | <input type="checkbox"/> | 102209-PCS-MS 115066-PCS-MS |
| 530 i V8 | 160 | 218 | 09.92-09.95 |    | w/o M-technics, EDC, ride height adj. w/o M-technics, EDC, ride height adj. | <input type="checkbox"/> | 102209-PCS-MS 115066-PCS-MS |
| 535 i | 155 | 211 | 01.88-08.91 |    | w/o M-technics, EDC, ride height adj. w/o M-technics, EDC, ride height adj. From MY: 08/1990 | <input type="checkbox"/> | 102209-PCS-MS 115066-PCS-MS |
| 540 i V8 | 210 | 286 | 09.92-09.95 |    | w/o M-technics, EDC, ride height adj. w/o M-technics, EDC, ride height adj. | <input type="checkbox"/> | 102209-PCS-MS 115066-PCS-MS |
| 524 td | 85 | 115 | 03.88-09.95 |   | w/o M-technics, EDC, ride height adj. w/o M-technics, EDC, ride height adj. From MY: 08/1990 | <input type="checkbox"/> | 102209-PCS-MS 115066-PCS-MS |
| 525 tds | 105 | 143 | 09.91-09.95 |   | w/o M-technics, EDC, ride height adj. w/o M-technics, EDC, ride height adj. To MY: 09/1992 | <input type="checkbox"/> | 102209-PCS-MS 115066-PCS-MS |
| 525 td | 85 | 115 | 04.93-09.95 |   | w/o M-technics, EDC, ride height adj. w/o M-technics, EDC, ride height adj. | <input checked="" type="checkbox"/> | 102209-PCS-MS 102209-PCS-MS |

BMW

5 Touring (E34)



















| | | | | | | | |
|----------|-----|-----|-------------|---|--|--------------------------|---------------|
| 518 i | 83 | 113 | 03.93-09.94 |  | w/o M-technics, EDC, ride height adj. ,w/ sport suspension | <input type="checkbox"/> | 115066-PCS-MS |
| 518 i | 85 | 115 | 09.94-01.97 |  | w/o M-technics, EDC, ride height adj. ,w/ sport suspension | <input type="checkbox"/> | 115066-PCS-MS |
| 518 g | 85 | 115 | 11.95-06.96 |  | w/o M-technics, EDC, ride height adj. ,w/ sport suspension | <input type="checkbox"/> | 115066-PCS-MS |
| 520 i | 110 | 150 | 11.91-01.97 |  | w/o M-technics, EDC, ride height adj. ,w/ sport suspension | <input type="checkbox"/> | 115066-PCS-MS |
| 525 i | 141 | 192 | 11.91-01.97 |  | w/o M-technics, EDC, ride height adj. | <input type="checkbox"/> | 115066-PCS-MS |
| 530 i V8 | 160 | 218 | 09.92-01.97 |  | w/o M-technics, EDC, ride height adj. | <input type="checkbox"/> | 115066-PCS-MS |
| 540 i | 210 | 286 | 09.93-01.97 |  | w/o M-technics, EDC, ride height adj. | <input type="checkbox"/> | 115066-PCS-MS |
| 525 td | 85 | 115 | 09.93-01.97 |  | w/o M-technics, EDC, ride height adj. ,w/ sport suspension | <input type="checkbox"/> | 115066-PCS-MS |
| 525 tds | 105 | 143 | 12.91-01.97 |  | w/o M-technics, EDC, ride height adj. | <input type="checkbox"/> | 115066-PCS-MS |

7 (E32)










| | | | | | | | |
|----------|-----|-----|-------------|---|--|--------------------------|---------------|
| 730 i,iL | 138 | 188 | 12.86-09.94 |  | w/o M-technics, EDC, From MY: 08/1990 To MY: 09/1992 | <input type="checkbox"/> | 115066-PCS-MS |
| 730 i,iL | 145 | 197 | 12.86-09.94 |  | w/o M-technics, EDC, From MY: 08/1990 To MY: 09/1992 | <input type="checkbox"/> | 115066-PCS-MS |
| 735 i,iL | 155 | 211 | 09.86-09.92 |  | w/o M-technics, EDC, From MY: 08/1990 | <input type="checkbox"/> | 115066-PCS-MS |

CITROEN

AX (ZA-)







| | | | | | | | |
|---------|----|-----|-------------|---|--|-------------------------------------|---------------|
| 10 E | 30 | 41 | 12.86-12.88 |  | | <input checked="" type="checkbox"/> | 170460-PCS-MS |
| 10 | 32 | 44 | 09.86-06.92 |  | | <input checked="" type="checkbox"/> | 170460-PCS-MS |
| 10 | 33 | 45 | 07.86-12.98 |  | | <input checked="" type="checkbox"/> | 170460-PCS-MS |
| 10 | 37 | 50 | 02.87-12.98 |  | | <input checked="" type="checkbox"/> | 170460-PCS-MS |
| 11 | 40 | 54 | 12.86-04.94 |  | | <input checked="" type="checkbox"/> | 170460-PCS-MS |
| 11 CAT | 40 | 54 | 09.88-12.89 |  | | <input checked="" type="checkbox"/> | 170460-PCS-MS |
| 11 4x4 | 40 | 54 | 06.91-07.92 |  | | <input checked="" type="checkbox"/> | 170460-PCS-MS |
| 11 | 44 | 60 | 09.86-12.97 |  | | <input checked="" type="checkbox"/> | 170460-PCS-MS |
| 14 | 44 | 60 | 12.86-12.88 |  | | <input checked="" type="checkbox"/> | 170460-PCS-MS |
| 14 | 49 | 67 | 06.88-12.89 |  | | <input checked="" type="checkbox"/> | 170460-PCS-MS |
| 14 | 55 | 75 | 04.87-04.97 |  | | <input checked="" type="checkbox"/> | 170460-PCS-MS |
| 14 4x4 | 55 | 75 | 08.91-12.96 |  | | <input checked="" type="checkbox"/> | 170460-PCS-MS |
| 14 | 62 | 85 | 01.88-12.92 |  | | <input checked="" type="checkbox"/> | 170460-PCS-MS |
| 1.4 GTi | 66 | 90 | 08.91-12.96 |  | | <input checked="" type="checkbox"/> | 170460-PCS-MS |
| 1.4 GTi | 69 | 94 | 06.91-12.96 |  | | <input checked="" type="checkbox"/> | 170460-PCS-MS |
| 1.4 GTi | 74 | 100 | 06.91-12.92 |  | | <input checked="" type="checkbox"/> | 170460-PCS-MS |
| 14 D | 37 | 50 | 08.91-12.97 |  | | <input checked="" type="checkbox"/> | 170460-PCS-MS |
| 14 D | 38 | 52 | 09.88-06.92 |  | | <input checked="" type="checkbox"/> | 170460-PCS-MS |

SAXO (S0, S1)

| | | | | | | | |
|-------------|----|----|--------|---|--|-------------------------------------|---------------|
| 1.0 X | 33 | 45 | 05.96- |  | | <input checked="" type="checkbox"/> | 170460-PCS-MS |
| 1.0 X | 37 | 50 | 05.98- |  | | <input checked="" type="checkbox"/> | 170460-PCS-MS |
| 1.1 X,SX | 40 | 54 | 05.96- |  | | <input checked="" type="checkbox"/> | 170460-PCS-MS |
| 1.1 X,SX | 44 | 60 | 05.96- |  | | <input checked="" type="checkbox"/> | 170460-PCS-MS |
| 1.4 VTS | 55 | 75 | 05.96- |  | | <input checked="" type="checkbox"/> | 170460-PCS-MS |
| 1.6 VTL,VTR | 65 | 88 | 05.96- |  | | <input checked="" type="checkbox"/> | 170460-PCS-MS |
| 1.6 VTS | 72 | 98 | 09.00- |  | | <input checked="" type="checkbox"/> | 170460-PCS-MS |
| 1.5 D | 40 | 54 | 09.96- |  | | <input checked="" type="checkbox"/> | 170460-PCS-MS |
| 1.5 D | 42 | 57 | 09.96- |  | | <input checked="" type="checkbox"/> | 170460-PCS-MS |




DAEWOO

ARANOS




| | | | | | | | |
|-----|----|----|-------------|---|------------------------------------|-------------------------------------|---------------|
| 1.5 | 66 | 90 | 01.95-11.97 |    | for vehicles with standard chassis | <input checked="" type="checkbox"/> | 105790-PCS-MS |
| | | | | | for vehicles with standard chassis | <input checked="" type="checkbox"/> | 105818-PCS-MS |
| | | | | | for vehicles with standard chassis | <input type="checkbox"/> | 100338-PCS-MS |
| 1.8 | 70 | 95 | 01.95-11.97 |    | for vehicles with standard chassis | <input checked="" type="checkbox"/> | 105790-PCS-MS |
| | | | | | for vehicles with standard chassis | <input checked="" type="checkbox"/> | 105818-PCS-MS |
| | | | | | for vehicles with standard chassis | <input type="checkbox"/> | 100338-PCS-MS |

DAEWOO


























ARANOS

| | | | | | | | |
|-----|----|-----|-------------|---|--|--------------------------|--|
| 2.0 | 77 | 105 | 01.95-11.97 |    | for vehicles with standard chassis for vehicles with standard chassis for vehicles with standard chassis | <input type="checkbox"/> | <input checked="" type="checkbox"/> 105790-PCS-MS <input checked="" type="checkbox"/> 105818-PCS-MS <input type="checkbox"/> 100338-PCS-MS |
|-----|----|-----|-------------|---|--|--------------------------|--|













CIELO

| | | | | | | | |
|-----|----|----|-------------|---|---|--------------------------|--|
| 1.5 | 66 | 90 | 06.94-07.98 |    | From MY: 01/1995 To MY: 08/1997 From MY: 01/1995 To MY: 08/1997 From MY: 01/1995 To MY: 08/1997 | <input type="checkbox"/> | <input checked="" type="checkbox"/> 105790-PCS-MS <input checked="" type="checkbox"/> 105818-PCS-MS <input type="checkbox"/> 100338-PCS-MS |
|-----|----|----|-------------|---|---|--------------------------|--|










ESPERO (KLEJ)

| | | | | | | | |
|---------|----|-----|-------------|--|--|--------------------------|---|
| 1.5 | 55 | 75 | 10.97-09.99 |    | for vehicles with standard chassis for vehicles with standard chassis for vehicles with standard chassis | <input type="checkbox"/> | <input checked="" type="checkbox"/> 105790-PCS-MS <input type="checkbox"/> 100338-PCS-MS <input checked="" type="checkbox"/> 105818-PCS-MS |
| 1.5 16V | 65 | 88 | 10.93-09.94 |    | for vehicles with standard chassis for vehicles with standard chassis for vehicles with standard chassis | <input type="checkbox"/> | <input checked="" type="checkbox"/> 105790-PCS-MS <input type="checkbox"/> 100338-PCS-MS <input checked="" type="checkbox"/> 105818-PCS-MS |
| 1.5 16V | 66 | 90 | 02.95-06.99 |    | for vehicles with standard chassis for vehicles with standard chassis for vehicles with standard chassis | <input type="checkbox"/> | <input checked="" type="checkbox"/> 105818-PCS-MS <input checked="" type="checkbox"/> 105790-PCS-MS <input type="checkbox"/> 100338-PCS-MS |
| 1.8 | 66 | 90 | 02.95-09.99 |    | for vehicles with standard chassis for vehicles with standard chassis for vehicles with standard chassis | <input type="checkbox"/> | <input checked="" type="checkbox"/> 105818-PCS-MS <input checked="" type="checkbox"/> 105790-PCS-MS <input type="checkbox"/> 100338-PCS-MS |
| 1.8 | 70 | 95 | 02.95-06.99 |    | for vehicles with standard chassis for vehicles with standard chassis for vehicles with standard chassis | <input type="checkbox"/> | <input checked="" type="checkbox"/> 105818-PCS-MS <input checked="" type="checkbox"/> 105790-PCS-MS <input type="checkbox"/> 100338-PCS-MS |
| 2.0 | 74 | 101 | 10.91-09.93 |    | for vehicles with standard chassis for vehicles with standard chassis for vehicles with standard chassis | <input type="checkbox"/> | <input checked="" type="checkbox"/> 105818-PCS-MS <input checked="" type="checkbox"/> 105790-PCS-MS <input type="checkbox"/> 100338-PCS-MS |
| 2.0 | 77 | 105 | 02.95-06.99 |    | for vehicles with standard chassis for vehicles with standard chassis for vehicles with standard chassis | <input type="checkbox"/> | <input checked="" type="checkbox"/> 105818-PCS-MS <input checked="" type="checkbox"/> 105790-PCS-MS <input type="checkbox"/> 100338-PCS-MS |
| 2.0 | 81 | 110 | 10.93-09.94 |     | for vehicles with standard chassis for vehicles with standard chassis for vehicles with standard chassis for vehicles with standard chassis | <input type="checkbox"/> | <input checked="" type="checkbox"/> 105818-PCS-MS <input checked="" type="checkbox"/> 105790-PCS-MS <input type="checkbox"/> 100338-PCS-MS <input checked="" type="checkbox"/> 105818-PCS-MS |

LANOS (KLAT)











| | | | | | | | |
|---------|----|-----|-------------|--|--|--------------------------|--|
| 1.4 | 55 | 75 | 05.97- |   | for vehicles with standard chassis for vehicles with standard chassis | <input type="checkbox"/> | <input checked="" type="checkbox"/> 105790-PCS-MS <input checked="" type="checkbox"/> 105818-PCS-MS <input type="checkbox"/> 100338-PCS-MS |
| 1.5 | 63 | 86 | 05.97- |    | for vehicles with standard chassis for vehicles with standard chassis for vehicles with standard chassis | <input type="checkbox"/> | <input checked="" type="checkbox"/> 105790-PCS-MS <input checked="" type="checkbox"/> 105818-PCS-MS <input type="checkbox"/> 100338-PCS-MS |
| 1.6 | 73 | 99 | 10.97-06.99 |    | for vehicles with standard chassis for vehicles with standard chassis for vehicles with standard chassis | <input type="checkbox"/> | <input checked="" type="checkbox"/> 105790-PCS-MS <input checked="" type="checkbox"/> 105818-PCS-MS <input type="checkbox"/> 100338-PCS-MS |
| 1.6 16V | 78 | 106 | 05.97- |     | for vehicles with standard chassis for vehicles with standard chassis for vehicles with standard chassis for vehicles with standard chassis | <input type="checkbox"/> | <input checked="" type="checkbox"/> 105790-PCS-MS <input checked="" type="checkbox"/> 105818-PCS-MS <input type="checkbox"/> 100338-PCS-MS |

LANOS saloon (KLAT)



| | | | | | | | |
|---------|----|-----|--------|--|--|--------------------------|--|
| 1.4 | 55 | 75 | 05.97- |   | for vehicles with standard chassis for vehicles with standard chassis | <input type="checkbox"/> | <input checked="" type="checkbox"/> 105790-PCS-MS <input checked="" type="checkbox"/> 105818-PCS-MS <input type="checkbox"/> 100338-PCS-MS |
| 1.5 | 63 | 86 | 05.97- |    | for vehicles with standard chassis for vehicles with standard chassis for vehicles with standard chassis | <input type="checkbox"/> | <input checked="" type="checkbox"/> 105790-PCS-MS <input checked="" type="checkbox"/> 105818-PCS-MS <input type="checkbox"/> 100338-PCS-MS |
| 1.6 16V | 78 | 106 | 05.97- |     | for vehicles with standard chassis for vehicles with standard chassis for vehicles with standard chassis for vehicles with standard chassis | <input type="checkbox"/> | <input checked="" type="checkbox"/> 105790-PCS-MS <input checked="" type="checkbox"/> 105818-PCS-MS <input type="checkbox"/> 100338-PCS-MS |

DAEWOO

NEXIA / NEXIA saloon (KLETN)



















| | | | | | | | |
|---------|----|----|-------------|---|--|--------------------------|---|
| 1.5 | 44 | 60 | 08.96-08.97 |   | for vehicles with standard chassis for vehicles with standard chassis | <input type="checkbox"/> | <ul style="list-style-type: none"> ■ 105790-PCS-MS ■ 105818-PCS-MS ■ 100338-PCS-MS |
| 1.5 | 52 | 71 | 02.95-08.97 |    | for vehicles with standard chassis for vehicles with standard chassis for vehicles with standard chassis | <input type="checkbox"/> | <ul style="list-style-type: none"> ■ 105790-PCS-MS ■ 105818-PCS-MS ■ 100338-PCS-MS |
| 1.5 | 55 | 75 | 02.95-08.97 |   | for vehicles with standard chassis for vehicles with standard chassis | <input type="checkbox"/> | <ul style="list-style-type: none"> ■ 105790-PCS-MS ■ 105818-PCS-MS ■ 100338-PCS-MS |
| 1.5 16V | 66 | 90 | 02.95-08.97 |    | for vehicles with standard chassis for vehicles with standard chassis for vehicles with standard chassis | <input type="checkbox"/> | <ul style="list-style-type: none"> ■ 105790-PCS-MS ■ 105818-PCS-MS ■ 100338-PCS-MS |

MATIZ (KLYA)
















| | | | | | | | |
|-----|----|----|--------|---|------------------------------------|--------------------------|---|
| 0.8 | 38 | 53 | 09.98- |  | for vehicles with standard chassis | <input type="checkbox"/> | <ul style="list-style-type: none"> ■ 290788-PCS-MS |
| 1.0 | 47 | 64 | 01.03- |  | for vehicles with standard chassis | <input type="checkbox"/> | <ul style="list-style-type: none"> ■ 290788-PCS-MS |

FIAT

BRAVA (182)

| | | | | | | | |
|-----------------------|----|-----|-------------|--|---|--------------------------|--|
| 1.2 16V 80 | 59 | 80 | 10.00-10.01 |  | Not for equipment vers.: Sport Pack | <input type="checkbox"/> | <ul style="list-style-type: none"> ■ 230341-PCS-MS ■ 200604-PCS-MS |
| 1.2 16V 80 | 60 | 82 | 12.98-10.00 |   | Not for equipment vers.: Sport Pack | <input type="checkbox"/> | <ul style="list-style-type: none"> ■ 230341-PCS-MS ■ 200604-PCS-MS |
| 1.4 (182.BG) | 55 | 75 | 10.95-10.01 |   | Not for equipment vers.: Sport Pack From VET No.: 4085698 | <input type="checkbox"/> | <ul style="list-style-type: none"> ■ 230341-PCS-MS ■ 200604-PCS-MS |
| 1.4 12 V (182.BA) | 59 | 80 | 10.95-10.01 |   | Not for equipment vers.: Sport Pack From VET No.: 4085698 | <input type="checkbox"/> | <ul style="list-style-type: none"> ■ 230341-PCS-MS ■ 200604-PCS-MS |
| 1.6 16V (182.BH) | 66 | 90 | 10.95-10.01 |   | Not for equipment vers.: Sport Pack From VET No.: 4085698 | <input type="checkbox"/> | <ul style="list-style-type: none"> ■ 230341-PCS-MS ■ 200604-PCS-MS |
| 1.6 16V (182.BB) | 76 | 103 | 02.96-10.01 |   | Not for equipment vers.: Sport Pack | <input type="checkbox"/> | <ul style="list-style-type: none"> ■ 230341-PCS-MS ■ 200604-PCS-MS |
| 1.8 GT 16V (182.BC) | 83 | 113 | 10.95-10.01 |  | Not for equipment vers.: Sport Pack | <input type="checkbox"/> | <ul style="list-style-type: none"> ■ 230341-PCS-MS |
| 1.9 D | 48 | 65 | 10.95-10.01 |   | Not for equipment vers.: Sport Pack | <input type="checkbox"/> | <ul style="list-style-type: none"> ■ 230341-PCS-MS ■ 200604-PCS-MS |
| 1.9 TD 75 S (182.BF) | 55 | 75 | 03.96-10.01 |  | | <input type="checkbox"/> | <ul style="list-style-type: none"> ■ 230341-PCS-MS |
| 1.9 TD 100 S (182.BF) | 74 | 100 | 03.96-10.01 |  | | <input type="checkbox"/> | <ul style="list-style-type: none"> ■ 230341-PCS-MS |
| 1.9 JTD | 74 | 100 | 09.00-10.01 |  | | <input type="checkbox"/> | <ul style="list-style-type: none"> ■ 230341-PCS-MS |
| 1.9 JTD 105 | 77 | 105 | 12.98-10.01 |  | | <input type="checkbox"/> | <ul style="list-style-type: none"> ■ 230341-PCS-MS |







BRAVO (182)

| | | | | | | | |
|-----------------------|----|-----|-------------|--|---|--------------------------|--|
| 1.2 16V 80 | 59 | 80 | 10.00-10.01 |  | Not for equipment vers.: Sport Pack | <input type="checkbox"/> | <ul style="list-style-type: none"> ■ 230341-PCS-MS ■ 200604-PCS-MS |
| 1.2 16V 80 | 60 | 82 | 12.98-10.00 |   | Not for equipment vers.: Sport Pack | <input type="checkbox"/> | <ul style="list-style-type: none"> ■ 230341-PCS-MS ■ 200604-PCS-MS |
| 1.4 (182.AG) | 55 | 75 | 10.95-10.01 |   | Not for equipment vers.: Sport Pack From VET No.: 4085698 | <input type="checkbox"/> | <ul style="list-style-type: none"> ■ 230341-PCS-MS ■ 200604-PCS-MS |
| 1.4 (182.AA) | 59 | 80 | 10.95-10.01 |   | Not for equipment vers.: Sport Pack From VET No.: 4085698 | <input type="checkbox"/> | <ul style="list-style-type: none"> ■ 230341-PCS-MS ■ 200604-PCS-MS |
| 1.6 16V (182.AH) | 66 | 90 | 10.95-10.01 |   | Not for equipment vers.: Sport Pack From VET No.: 4085698 | <input type="checkbox"/> | <ul style="list-style-type: none"> ■ 230341-PCS-MS ■ 200604-PCS-MS |
| 1.6 16V (182.AB) | 76 | 103 | 03.96-10.01 |   | Not for equipment vers.: Sport Pack | <input type="checkbox"/> | <ul style="list-style-type: none"> ■ 230341-PCS-MS ■ 200604-PCS-MS |
| 1.8 GT (182.AC) | 83 | 113 | 10.95-10.01 |  | Not for equipment vers.: Sport Pack | <input type="checkbox"/> | <ul style="list-style-type: none"> ■ 230341-PCS-MS |
| 1.9 D | 48 | 65 | 10.95-10.01 |   | Not for equipment vers.: Sport Pack | <input type="checkbox"/> | <ul style="list-style-type: none"> ■ 230341-PCS-MS ■ 200604-PCS-MS |
| 1.9 TD 75 S (182.AF) | 55 | 75 | 03.96-10.01 |  | | <input type="checkbox"/> | <ul style="list-style-type: none"> ■ 230341-PCS-MS |
| 1.9 TD 100 S (182.AF) | 74 | 100 | 03.96-10.01 | | | <input type="checkbox"/> | <ul style="list-style-type: none"> ■ 230341-PCS-MS |
| 1.9 JTD | 74 | 100 | 09.00-10.01 | | | <input type="checkbox"/> | <ul style="list-style-type: none"> ■ 230341-PCS-MS |
| 1.9 JTD 105 | 77 | 105 | 12.98-10.01 | | | <input type="checkbox"/> | <ul style="list-style-type: none"> ■ 230341-PCS-MS |






| | | | | | | | |
|---|-----------|-----------|---|--|-------------|---|-----------|
|  | KW | PS |  |   | INFO |  | MS |
|---|-----------|-----------|---|--|-------------|---|-----------|

FIAT









CINQUECENTO (170)

| | | | | | | | |
|---------------------------|----|----|-------------|---|------------------|-------------------------------------|---------------|
| 0.7 i (170AD) | 22 | 30 | 07.94-01.98 |  | | <input type="checkbox"/> | 170493-PCS-MS |
| 0.7 (170AA) | 23 | 31 | 12.91-01.96 |  | | <input checked="" type="checkbox"/> | 170495-PCS-MS |
| 0.9 i.e. S (170AF, 170CF) | 29 | 40 | 07.91-01.98 |  | | <input type="checkbox"/> | 170493-PCS-MS |
| 0.9 (170AB) | 30 | 41 | 07.91-12.93 |  | From MY: 01/1992 | <input type="checkbox"/> | 170493-PCS-MS |
| 0.9 i.e. (170AC) | 30 | 41 | 07.91-12.93 |  | From MY: 01/1992 | <input type="checkbox"/> | 170493-PCS-MS |
| | | | |  | | <input checked="" type="checkbox"/> | 170495-PCS-MS |








COUPE (FA/175)

| | | | | | | | |
|---------------|-----|-----|-------------|---|------------------|-------------------------------------|---------------|
| 2.0 16V | 102 | 139 | 11.93-08.96 |  | From MY: 01/1994 | <input checked="" type="checkbox"/> | 230341-PCS-MS |
| 2.0 20V | 108 | 147 | 08.96-04.98 |  | | <input checked="" type="checkbox"/> | 230341-PCS-MS |
| 2.0 20V | 113 | 154 | 04.98-08.00 |  | | <input checked="" type="checkbox"/> | 230341-PCS-MS |
| 2.0 16V Turbo | 140 | 190 | 11.93-08.96 |  | From MY: 01/1994 | <input checked="" type="checkbox"/> | 230341-PCS-MS |
| 2.0 20V Turbo | 162 | 220 | 08.96-08.00 |  | | <input checked="" type="checkbox"/> | 230341-PCS-MS |








MAREA (185)

| | | | | | | | |
|---------------------|----|-----|-------------|---|--|-------------------------------------|---------------|
| 1.4 80 12V | 59 | 80 | 09.96- |  | | <input checked="" type="checkbox"/> | 230341-PCS-MS |
| 1.6 100 16V | 76 | 103 | 09.96- |  | | <input checked="" type="checkbox"/> | 230341-PCS-MS |
| 1.6 100 16V Bipower | 76 | 103 | 04.99- |  | | <input checked="" type="checkbox"/> | 230341-PCS-MS |
| 1.8 115 16V | 83 | 113 | 09.96- |  | | <input checked="" type="checkbox"/> | 230341-PCS-MS |
| 1.9 TD 75 | 55 | 75 | 09.96- |  | | <input checked="" type="checkbox"/> | 230341-PCS-MS |
| 1.9 TD 100 | 74 | 100 | 09.96- |  | | <input checked="" type="checkbox"/> | 230341-PCS-MS |
| 1.9 JTD 105 | 77 | 105 | 04.99-01.01 |  | | <input checked="" type="checkbox"/> | 230341-PCS-MS |
| 1.9 JTD 110 | 81 | 110 | 01.01- |  | | <input checked="" type="checkbox"/> | 230341-PCS-MS |






MAREA Weekend (185)

| | | | | | | | |
|-------------|----|-----|--------|---|--|-------------------------------------|---------------|
| 1.4 80 12V | 59 | 80 | 09.96- |  | | <input checked="" type="checkbox"/> | 230341-PCS-MS |
| 1.6 100 16V | 76 | 103 | 09.96- |  | | <input checked="" type="checkbox"/> | 230341-PCS-MS |
| 1.8 115 16V | 83 | 113 | 09.96- |  | | <input checked="" type="checkbox"/> | 230341-PCS-MS |
| 1.9 TD 75 | 55 | 75 | 09.96- |  | | <input checked="" type="checkbox"/> | 230341-PCS-MS |
| 1.9 TD 100 | 74 | 100 | 09.96- |  | | <input checked="" type="checkbox"/> | 230341-PCS-MS |
| 1.9 JTD 105 | 77 | 105 | 04.99- |  | | <input checked="" type="checkbox"/> | 230341-PCS-MS |
| 1.9 JTD 110 | 81 | 110 | 01.01- |  | | <input checked="" type="checkbox"/> | 230341-PCS-MS |

MULTIPLA (186)


















| | | | | | | | |
|------------------------|----|-----|-------------|---|--|-------------------------------------|---------------|
| 1.6 100 16V (186AXA1A) | 76 | 103 | 04.99- |  | | <input checked="" type="checkbox"/> | 230341-PCS-MS |
| 1.6 | 68 | 92 | 05.04-08.05 |  | | <input checked="" type="checkbox"/> | 230341-PCS-MS |
| 1.6 | 74 | 101 | 03.01-08.05 |  | | <input checked="" type="checkbox"/> | 230341-PCS-MS |
| 1.9 JTD 105 (186AXB1A) | 77 | 105 | 04.99- |  | | <input checked="" type="checkbox"/> | 230341-PCS-MS |
| 1.9 JTD 110 | 81 | 110 | 03.01-07.02 |  | | <input checked="" type="checkbox"/> | 230341-PCS-MS |
| 1.9 JTD 115 | 85 | 115 | 07.02- |  | | <input checked="" type="checkbox"/> | 230341-PCS-MS |
| 1.9 JTD (186AXE1A) | 88 | 120 | 04.02- |  | | <input checked="" type="checkbox"/> | 230341-PCS-MS |

PALIO Weekend (178DX)








| | | | | | | | |
|----------------------|----|-----|-------------|---|--|-------------------------------------|---------------|
| 1.2 (178DYA1A) | 44 | 60 | 02.01- |  | To MY: 12/2001 For vehicles with ABS | <input checked="" type="checkbox"/> | 230341-PCS-MS |
| 1.2 (178DX.G1A) | 54 | 73 | 04.96-02.01 |  | From MY: 02/1998 For vehicles with ABS | <input checked="" type="checkbox"/> | 230341-PCS-MS |
| 1.6 16V (178DX.D1A) | 74 | 100 | 04.96-02.01 |  | From MY: 02/1998 For vehicles with ABS | <input checked="" type="checkbox"/> | 230341-PCS-MS |
| 1.6 16V (178DYC1A06) | 76 | 103 | 02.01- |  | To MY: 12/2001 For vehicles with ABS | <input checked="" type="checkbox"/> | 230341-PCS-MS |
| 1.7 TD (178DX.H1A) | 51 | 70 | 04.96-03.01 |  | From MY: 02/1998 For vehicles with ABS | <input checked="" type="checkbox"/> | 230341-PCS-MS |

FIAT

PUNTO (176)

| | | | | | | | |
|--------------|----|-----|-------------|---|-----------------------|-------------------------------------|---------------|
| 55 1.1 | 40 | 54 | 09.93-09.99 |  | | <input checked="" type="checkbox"/> | 310734-PCS-MS |
| | | | |  | | <input type="checkbox"/> | 170764-PCS-MS |
| 60 1.2 | 43 | 58 | 01.94-09.99 |  | | <input checked="" type="checkbox"/> | 310734-PCS-MS |
| | | | |  | | <input type="checkbox"/> | 170764-PCS-MS |
| 60 1.2 | 44 | 60 | 03.94-09.99 |  | | <input checked="" type="checkbox"/> | 310734-PCS-MS |
| | | | |  | | <input type="checkbox"/> | 170764-PCS-MS |
| 75 1.2 | 54 | 73 | 01.94-09.99 |  | | <input checked="" type="checkbox"/> | 310734-PCS-MS |
| | | | |  | | <input type="checkbox"/> | 170764-PCS-MS |
| 85 16V 1.2 | 63 | 86 | 04.97-09.99 |  | W/o sports suspension | <input checked="" type="checkbox"/> | 310734-PCS-MS |
| 1.4 GT Turbo | 96 | 131 | 09.96-09.99 |  | | <input checked="" type="checkbox"/> | 310734-PCS-MS |
| 1.4 GT Turbo | 98 | 133 | 01.94-09.96 |  | | <input checked="" type="checkbox"/> | 310734-PCS-MS |
| 90 1.6 | 65 | 88 | 01.94-04.97 |  | W/o sports suspension | <input checked="" type="checkbox"/> | 310734-PCS-MS |
| | | | |  | W/o sports suspension | <input type="checkbox"/> | 170764-PCS-MS |
| 1.7 D | 42 | 57 | 04.94-09.97 |  | | <input checked="" type="checkbox"/> | 310734-PCS-MS |
| 60 TD 1.7 | 46 | 63 | 09.96-09.99 |  | | <input checked="" type="checkbox"/> | 310734-PCS-MS |
| 1.7 TD | 51 | 69 | 01.94-09.99 |  | | <input checked="" type="checkbox"/> | 310734-PCS-MS |
| 1.7 TD | 52 | 71 | 01.94-09.99 |  | | <input checked="" type="checkbox"/> | 310734-PCS-MS |

PUNTO Convertible (176C)

| | | | | | | | |
|------------|----|----|-------------|---|-----------------------|-------------------------------------|---------------|
| 60 1.2 | 43 | 58 | 04.94-06.00 |  | | <input checked="" type="checkbox"/> | 310734-PCS-MS |
| | | | |  | | <input type="checkbox"/> | 170764-PCS-MS |
| 60 1.2 | 44 | 60 | 05.95-06.00 |  | | <input checked="" type="checkbox"/> | 310734-PCS-MS |
| | | | |  | | <input type="checkbox"/> | 170764-PCS-MS |
| 85 16V 1.2 | 63 | 86 | 04.97-06.00 |  | W/o sports suspension | <input checked="" type="checkbox"/> | 310734-PCS-MS |
| 90 1.6 | 65 | 88 | 04.94-04.97 |  | W/o sports suspension | <input checked="" type="checkbox"/> | 310734-PCS-MS |
| | | | |  | W/o sports suspension | <input type="checkbox"/> | 170764-PCS-MS |

















SEICENTO (187)

| | | | | | | | |
|------------------------------|----|----|--------|---|--|-------------------------------------|---------------|
| 0.9 (187AXA, 187AXA1A) | 29 | 39 | 01.98- |  | | <input checked="" type="checkbox"/> | 170495-PCS-MS |
| 1.1 (187AXB, 187AXB1A) | 40 | 54 | 01.98- |  | | <input checked="" type="checkbox"/> | 170495-PCS-MS |
| Elektra (187AEA1A, 187BEA1A) | 30 | 41 | 01.99- |  | | <input checked="" type="checkbox"/> | 170495-PCS-MS |

SEICENTO Van (187)

| | | | | | | | |
|----------------|----|----|--------|---|--|-------------------------------------|---------------|
| 0.9 (187AXA) | 29 | 39 | 01.98- |  | | <input checked="" type="checkbox"/> | 170495-PCS-MS |
| 1.1 (187CXB/C) | 40 | 54 | 01.98- |  | | <input checked="" type="checkbox"/> | 170495-PCS-MS |

















TEMPRA (159)

| | | | | | | | |
|---|----|-----|-------------|---|--|-------------------------------------|---------------|
| 1.4 i.e. (159.AC, 159.AX) | 51 | 69 | 03.92-08.96 |  | | <input checked="" type="checkbox"/> | 230341-PCS-MS |
| 1.4 i.e. (159.AC) | 57 | 78 | 03.91-08.96 |  | | <input checked="" type="checkbox"/> | 230341-PCS-MS |
| 1.6 i.e. (159.AS, 159.AT) | 55 | 75 | 06.92-08.96 |  | | <input checked="" type="checkbox"/> | 230341-PCS-MS |
| 1.6 i.e. (159.AE) | 57 | 78 | 06.90-07.92 |  | | <input checked="" type="checkbox"/> | 230341-PCS-MS |
| 1.6 | 63 | 86 | 03.90-04.93 |  | | <input checked="" type="checkbox"/> | 230341-PCS-MS |
| 1.6 i.e. (159.AJ) | 63 | 87 | 06.94-08.96 |  | | <input checked="" type="checkbox"/> | 230341-PCS-MS |
| 1.6 i.e. (159.AJ) | 66 | 90 | 06.94-08.96 |  | | <input checked="" type="checkbox"/> | 230341-PCS-MS |
| 1.8 i.e. (159.AZ) | 66 | 90 | 09.93-08.96 |  | | <input checked="" type="checkbox"/> | 230341-PCS-MS |
| 1.8 i.e. (159.BY) | 74 | 101 | 10.94-08.96 |  | | <input checked="" type="checkbox"/> | 230341-PCS-MS |
| 1.8 i.e. (159.AV) | 76 | 103 | 09.93-08.96 |  | | <input checked="" type="checkbox"/> | 230341-PCS-MS |
| 1.8 i.e. (159.AN) | 77 | 105 | 03.92-08.96 |  | | <input checked="" type="checkbox"/> | 230341-PCS-MS |
| 1.8 i.e. (159.AN) | 81 | 110 | 03.90-08.96 |  | | <input checked="" type="checkbox"/> | 230341-PCS-MS |
| 2.0 i.e. (159.AP) | 83 | 113 | 10.90-08.96 |  | | <input checked="" type="checkbox"/> | 230341-PCS-MS |
| 1.9 D (159.AG) | 48 | 65 | 07.91-08.96 |  | | <input checked="" type="checkbox"/> | 230341-PCS-MS |
| 1.9 TD (159.AQ) | 59 | 80 | 07.92-08.96 |  | | <input checked="" type="checkbox"/> | 230341-PCS-MS |
| 1.9 TD (159.CU, 159.AU, 159.AI, 159.BI) | 66 | 90 | 05.90-08.96 |  | | <input checked="" type="checkbox"/> | 230341-PCS-MS |

























| | | | | | | | |
|---|-----------|-----------|---|--|-------------|---|-----------|
|  | KW | PS |  |   | INFO |  | MS |
|---|-----------|-----------|---|--|-------------|---|-----------|

FIAT











TEMPRA S.W. (159)

| | | | | | | | |
|---|----|-----|-------------|---|--------------------------------|-------------------------------------|---------------|
| 1.4 i.e. (159.AC, 159.AX) | 51 | 69 | 10.92-08.96 |  | without ride height adjustment | <input checked="" type="checkbox"/> | 230341-PCS-MS |
| 1.4 i.e. (159.AC) | 57 | 78 | 03.91-08.96 |  | without ride height adjustment | <input checked="" type="checkbox"/> | 230341-PCS-MS |
| 1.6 i.e. (159.AS, 159.AT) | 55 | 75 | 10.92-08.96 |  | without ride height adjustment | <input checked="" type="checkbox"/> | 230341-PCS-MS |
| 1.6 i.e. (159.AE) | 57 | 78 | 10.90-08.96 |  | without ride height adjustment | <input checked="" type="checkbox"/> | 230341-PCS-MS |
| 1.6 | 63 | 86 | 12.90-04.93 |  | without ride height adjustment | <input checked="" type="checkbox"/> | 230341-PCS-MS |
| 1.6 i.e. (159.AJ) | 66 | 90 | 06.94-08.96 |  | without ride height adjustment | <input checked="" type="checkbox"/> | 230341-PCS-MS |
| 1.8 i.e. (159.AZ) | 66 | 90 | 09.93-08.96 |  | without ride height adjustment | <input checked="" type="checkbox"/> | 230341-PCS-MS |
| 1.8 i.e. (159.BY) | 74 | 101 | 10.94-08.96 |  | without ride height adjustment | <input checked="" type="checkbox"/> | 230341-PCS-MS |
| 1.8 i.e. (159.AV) | 76 | 103 | 09.93-08.96 |  | without ride height adjustment | <input checked="" type="checkbox"/> | 230341-PCS-MS |
| 1.8 i.e. (159.AN) | 77 | 105 | 03.92-12.93 |  | without ride height adjustment | <input checked="" type="checkbox"/> | 230341-PCS-MS |
| 1.8 i.e. (159.AN) | 81 | 110 | 03.90-08.96 |  | without ride height adjustment | <input checked="" type="checkbox"/> | 230341-PCS-MS |
| 2.0 i.e. (159.AP) | 83 | 113 | 01.91-03.95 |  | without ride height adjustment | <input checked="" type="checkbox"/> | 230341-PCS-MS |
| 2.0 i.e. 4x4 (159.AP) | 83 | 113 | 03.92-03.95 |  | without ride height adjustment | <input checked="" type="checkbox"/> | 230341-PCS-MS |
| 1.9 D (159.AG) | 48 | 65 | 07.91-08.96 |  | without ride height adjustment | <input checked="" type="checkbox"/> | 230341-PCS-MS |
| 1.9 TD (159.AQ) | 59 | 80 | 03.92-06.93 |  | without ride height adjustment | <input checked="" type="checkbox"/> | 230341-PCS-MS |
| 1.9 TD (159.AI, 159.BI, 159.CU, 159.AU) | 66 | 90 | 07.91-02.95 |  | without ride height adjustment | <input checked="" type="checkbox"/> | 230341-PCS-MS |

TIPO (160)

| | | | | | | | |
|---|-----|-----|-------------|---|------------------|-------------------------------------|---------------|
| 1.1 (160.AA) | 41 | 56 | 01.88-10.91 |  | From MY: 04/1988 | <input checked="" type="checkbox"/> | 230341-PCS-MS |
| 1.4 i.e. (160.AP, 160.AD, 160.EA) | 51 | 70 | 05.89-04.95 |  | | <input checked="" type="checkbox"/> | 230341-PCS-MS |
| 1.4 (160.AC) | 52 | 71 | 07.87-12.89 |  | From MY: 04/1988 | <input checked="" type="checkbox"/> | 230341-PCS-MS |
| 1.4 i.e. | 57 | 78 | 05.89-04.95 |  | | <input checked="" type="checkbox"/> | 230341-PCS-MS |
| 1.6 i.e. (160.A1, 160.EC, 160.EB) | 55 | 75 | 10.92-04.95 |  | | <input checked="" type="checkbox"/> | 230341-PCS-MS |
| 1.6 i.e. (160.AF) | 57 | 78 | 07.90-01.93 |  | | <input checked="" type="checkbox"/> | 230341-PCS-MS |
| 1.6 (160.AE) | 61 | 83 | 01.88-10.91 |  | From MY: 04/1988 | <input checked="" type="checkbox"/> | 230341-PCS-MS |
| 1.6 i.e. | 66 | 90 | 02.88-05.91 |  | From MY: 04/1988 | <input checked="" type="checkbox"/> | 230341-PCS-MS |
| 1.8 i.e. | 66 | 90 | 09.93-04.95 |  | | <input checked="" type="checkbox"/> | 230341-PCS-MS |
| 1.8 i.e. | 71 | 97 | 03.93-04.95 |  | | <input checked="" type="checkbox"/> | 230341-PCS-MS |
| 1.8 i.e. (160.AM) | 74 | 101 | 10.94-04.95 |  | | <input checked="" type="checkbox"/> | 230341-PCS-MS |
| 1.8 i.e. (160.ED) | 76 | 103 | 04.93-04.95 |  | | <input checked="" type="checkbox"/> | 230341-PCS-MS |
| 1.8 i.e. (160.AY) | 77 | 105 | 10.90-06.93 |  | | <input checked="" type="checkbox"/> | 230341-PCS-MS |
| 1.8 i.e. | 81 | 110 | 10.90-06.93 |  | | <input checked="" type="checkbox"/> | 230341-PCS-MS |
| 1.8 i.e. 16V Sport | 100 | 136 | 11.89-06.92 |  | | <input checked="" type="checkbox"/> | 230341-PCS-MS |
| 2.0 i.e. (160.AJ) | 80 | 109 | 06.90-03.92 |  | | <input checked="" type="checkbox"/> | 230341-PCS-MS |
| 2.0 i.e. (160.AT, 160.AJ) | 83 | 113 | 03.90-04.95 |  | From MY: 04/1988 | <input checked="" type="checkbox"/> | 230341-PCS-MS |
| 2.0 i.e. 16V Sport (160.EF) | 102 | 139 | 03.93-04.95 |  | | <input checked="" type="checkbox"/> | 230341-PCS-MS |
| 2.0 16V (160.AV) | 107 | 146 | 07.91-04.95 |  | | <input checked="" type="checkbox"/> | 230341-PCS-MS |
| 1.7 D (160.AG) | 43 | 58 | 01.88-10.94 |  | | <input checked="" type="checkbox"/> | 230341-PCS-MS |
| 1.7 D (160.AG) | 45 | 61 | 01.88-10.95 |  | | <input checked="" type="checkbox"/> | 230341-PCS-MS |
| 1.9 D | 48 | 65 | 07.91-08.96 |  | | <input checked="" type="checkbox"/> | 230341-PCS-MS |
| 1.9 TD (160.AW) | 59 | 80 | 03.92-06.93 |  | | <input checked="" type="checkbox"/> | 230341-PCS-MS |
| 1.9 TD (160.EL, 160.GL, 160.AQ, 160.EI, 160.AR) | 66 | 90 | 09.90-04.95 |  | | <input checked="" type="checkbox"/> | 230341-PCS-MS |

































UNO (146A/E)

| | | | | | | | |
|------------------|----|----|-------------|---|------------------------------------|--------------------------|---------------|
| 45 0.9 | 33 | 45 | 03.83-09.92 |  | for vehicles with standard chassis | <input type="checkbox"/> | 110307-PCS-MS |
| 45 1.0 (146A.ED) | 32 | 44 | 06.86-12.93 |  | for vehicles with standard chassis | <input type="checkbox"/> | 290505-PCS-MS |
| 45 i.e. 1.0 | 33 | 45 | 04.84-12.94 |  | for vehicles with standard chassis | <input type="checkbox"/> | 110307-PCS-MS |
| 45 (146A.ED) | 37 | 50 | 06.86-12.93 |  | for vehicles with standard chassis | <input type="checkbox"/> | 290505-PCS-MS |
| 50 1.1 | 37 | 50 | 01.90-12.93 |  | for vehicles with standard chassis | <input type="checkbox"/> | 110307-PCS-MS |
| 55 1.0 | 41 | 56 | 04.94-08.00 |  | for vehicles with standard chassis | <input type="checkbox"/> | 290505-PCS-MS |
| 60 1.1 | 42 | 57 | 04.89-12.92 |  | for vehicles with standard chassis | <input type="checkbox"/> | 110307-PCS-MS |
| 50 i.e. 1.1 | 36 | 49 | 06.92-12.93 |  | for vehicles with standard chassis | <input type="checkbox"/> | 290505-PCS-MS |
| 50 1.1 | 37 | 50 | 01.86-12.89 |  | for vehicles with standard chassis | <input type="checkbox"/> | 110307-PCS-MS |
| | | | |  | for vehicles with standard chassis | <input type="checkbox"/> | 290505-PCS-MS |

| | | | | | | | |
|---|-----------|-----------|---|--|-------------|---|-----------|
|  | KW | PS |  |   | INFO |  | MS |
|---|-----------|-----------|---|--|-------------|---|-----------|














FIAT

UNO (146A/E)






| | | | | | | | |
|------------------|----|-----|-------------|---|------------------------------------|--------------------------|---------------|
| 55 1.1 | 40 | 54 | 01.83-08.89 |  | for vehicles with standard chassis | <input type="checkbox"/> | 110307-PCS-MS |
| | | | |  | for vehicles with standard chassis | <input type="checkbox"/> | 290505-PCS-MS |
| 60 1.1 (146A.EG) | 43 | 58 | 05.85-08.89 |  | for vehicles with standard chassis | <input type="checkbox"/> | 110307-PCS-MS |
| | | | |  | for vehicles with standard chassis | <input type="checkbox"/> | 290505-PCS-MS |
| 1.3 Turbo i.e. | 73 | 99 | 01.87-12.87 |  | for vehicles with standard chassis | <input type="checkbox"/> | 110307-PCS-MS |
| | | | |  | for vehicles with standard chassis | <input type="checkbox"/> | 290505-PCS-MS |
| 1.3 Turbo i.e. | 74 | 101 | 09.89-03.91 |  | for vehicles with standard chassis | <input type="checkbox"/> | 110307-PCS-MS |
| | | | |  | for vehicles with standard chassis | <input type="checkbox"/> | 290505-PCS-MS |
| 1.3 Turbo i.e. | 77 | 105 | 04.85-08.89 |  | for vehicles with standard chassis | <input type="checkbox"/> | 110307-PCS-MS |
| | | | |  | for vehicles with standard chassis | <input type="checkbox"/> | 290505-PCS-MS |
| 70 1.3 | 48 | 65 | 05.85-08.89 |  | for vehicles with standard chassis | <input type="checkbox"/> | 110307-PCS-MS |
| | | | |  | for vehicles with standard chassis | <input type="checkbox"/> | 290505-PCS-MS |
| 70 1.3 | 50 | 68 | 01.83-04.85 |  | for vehicles with standard chassis | <input type="checkbox"/> | 110307-PCS-MS |
| | | | |  | for vehicles with standard chassis | <input type="checkbox"/> | 290505-PCS-MS |
| 70 i.e. 1.4 | 51 | 70 | 09.89-12.93 |  | for vehicles with standard chassis | <input type="checkbox"/> | 110307-PCS-MS |
| | | | |  | for vehicles with standard chassis | <input type="checkbox"/> | 290505-PCS-MS |
| 70 i.e. 1.4 | 53 | 72 | 09.89-12.93 |  | for vehicles with standard chassis | <input type="checkbox"/> | 110307-PCS-MS |
| | | | |  | for vehicles with standard chassis | <input type="checkbox"/> | 290505-PCS-MS |
| 75 i.e. 1.5 | 55 | 75 | 10.85-12.93 |  | for vehicles with standard chassis | <input type="checkbox"/> | 110307-PCS-MS |
| | | | |  | for vehicles with standard chassis | <input type="checkbox"/> | 290505-PCS-MS |
| 1.6 R | 66 | 90 | 12.92-12.95 |  | For vehicles with standard chassis | <input type="checkbox"/> | 110307-PCS-MS |
| | | | |  | For vehicles with standard chassis | <input type="checkbox"/> | 290505-PCS-MS |
| 1.9 D | 44 | 60 | 09.89-03.94 |  | For vehicles with standard chassis | <input type="checkbox"/> | 110307-PCS-MS |
| | | | |  | For vehicles with standard chassis | <input type="checkbox"/> | 290505-PCS-MS |
| 1.6 | 65 | 88 | 12.89-12.93 |  | For vehicles with standard chassis | <input type="checkbox"/> | 110307-PCS-MS |
| | | | |  | For vehicles with standard chassis | <input type="checkbox"/> | 290505-PCS-MS |
| 70 TD 1.4 | 52 | 71 | 10.86-10.90 |  | For vehicles with standard chassis | <input type="checkbox"/> | 110307-PCS-MS |
| | | | |  | For vehicles with standard chassis | <input type="checkbox"/> | 290505-PCS-MS |
| 60 Diesel 1.7 | 42 | 57 | 09.89-12.93 |  | For vehicles with standard chassis | <input type="checkbox"/> | 110307-PCS-MS |
| | | | |  | For vehicles with standard chassis | <input type="checkbox"/> | 290505-PCS-MS |
| 60 Diesel 1.7 | 44 | 60 | 07.86-08.89 |  | For vehicles with standard chassis | <input type="checkbox"/> | 110307-PCS-MS |
| | | | |  | For vehicles with standard chassis | <input type="checkbox"/> | 290505-PCS-MS |

FORD

ESCORT V (GAL)


















| | | | | | | | |
|--------------|----|-----|-------------|---|--|--------------------------|---------------|
| 1.3 | 44 | 60 | 07.90-09.92 |  | for vehicles with standard chassis | <input type="checkbox"/> | 105798-PCS-MS |
| 1.4 | 52 | 71 | 07.90-09.92 |  | for vehicles with standard chassis | <input type="checkbox"/> | 105798-PCS-MS |
| | | | |  | for vehicles with standard chassis, From MY: 12/1990 | <input type="checkbox"/> | 115151-PCS-MS |
| 1.6 | 66 | 90 | 07.90-08.92 |  | for vehicles with standard chassis | <input type="checkbox"/> | 105798-PCS-MS |
| | | | |  | for vehicles with standard chassis, From MY: 12/1990 | <input type="checkbox"/> | 115151-PCS-MS |
| 1.6 | 77 | 105 | 07.90-12.92 |  | for vehicles with standard chassis | <input type="checkbox"/> | 105798-PCS-MS |
| | | | |  | for vehicles with standard chassis, From MY: 12/1990 | <input type="checkbox"/> | 115151-PCS-MS |
| 1.8 16V XR3i | 77 | 105 | 02.92-12.92 |  | for vehicles with standard chassis | <input type="checkbox"/> | 105798-PCS-MS |
| | | | |  | for vehicles with standard chassis, From MY: 12/1990 | <input type="checkbox"/> | 115151-PCS-MS |
| 1.8 16V XR3i | 96 | 130 | 02.92-12.92 |  | for vehicles with standard chassis | <input type="checkbox"/> | 105798-PCS-MS |
| | | | |  | for vehicles with standard chassis, From MY: 12/1990 | <input type="checkbox"/> | 115151-PCS-MS |
| 1.8 D | 44 | 60 | 07.90-12.92 |  | for vehicles with standard chassis | <input type="checkbox"/> | 105798-PCS-MS |
| | | | |  | for vehicles with standard chassis, From MY: 12/1990 | <input type="checkbox"/> | 115151-PCS-MS |

ESCORT V Estate (GAL, AVL)
















| | | | | | | | |
|---------|----|-----|-------------|---|--|--------------------------|---------------|
| 1.4 | 52 | 71 | 07.90-09.92 |  | for vehicles with standard chassis, From MY: 10/1990 | <input type="checkbox"/> | 115151-PCS-MS |
| 1.6 | 66 | 90 | 07.90-08.92 |  | for vehicles with standard chassis, From MY: 10/1990 | <input type="checkbox"/> | 115151-PCS-MS |
| 1.6 | 77 | 105 | 07.90-09.92 |  | for vehicles with standard chassis, From MY: 10/1990 | <input type="checkbox"/> | 115151-PCS-MS |
| 1.8 16V | 77 | 105 | 02.92-12.92 |  | for vehicles with standard chassis | <input type="checkbox"/> | 115151-PCS-MS |
| 1.8 D | 44 | 60 | 07.90-12.92 |  | for vehicles with standard chassis, From MY: 10/1990 | <input type="checkbox"/> | 115151-PCS-MS |

FORD









ESCORT VI (GAL)

| | | | | | | | |
|--------------|----|-----|-------------|---|---|-------------------------------------|---------------|
| 1.3 | 44 | 60 | 09.92-01.95 |  | for vehicles with standard chassis | <input checked="" type="checkbox"/> | 105798-PCS-MS |
| 1.4 | 52 | 71 | 09.92-01.95 |  | for vehicles with std chassis, Not for equipment vers.:iS | <input checked="" type="checkbox"/> | 105798-PCS-MS |
| | | | |  | for vehicles with std chassis, Not for equipment vers.:iS | <input type="checkbox"/> | 115151-PCS-MS |
| 1.4 | 55 | 75 | 01.94-01.95 |  | for vehicles with std chassis, Not for equipment vers.:iS | <input checked="" type="checkbox"/> | 105798-PCS-MS |
| | | | |  | for vehicles with std chassis, Not for equipment vers.:iS | <input type="checkbox"/> | 115151-PCS-MS |
| 1.6 i 16V | 65 | 88 | 01.94-01.95 |  | for vehicles with std chassis, Not for equipment vers.:iS | <input checked="" type="checkbox"/> | 105798-PCS-MS |
| | | | |  | for vehicles with std chassis, Not for equipment vers.:iS | <input type="checkbox"/> | 115151-PCS-MS |
| 1.6 i 16V | 66 | 90 | 09.92-01.95 |  | for vehicles with std chassis, Not for equipment vers.:iS | <input checked="" type="checkbox"/> | 105798-PCS-MS |
| | | | |  | for vehicles with std chassis, Not for equipment vers.:iS | <input type="checkbox"/> | 115151-PCS-MS |
| 1.8 i 16V | 77 | 105 | 09.92-01.95 |  | for vehicles with std chassis, Not for equipment vers.:iS | <input checked="" type="checkbox"/> | 105798-PCS-MS |
| | | | |  | for vehicles with std chassis, Not for equipment vers.:iS | <input type="checkbox"/> | 115151-PCS-MS |
| 1.8 16V XR3i | 96 | 130 | 09.92-01.95 |  | for vehicles with std chassis, Not for equipment vers.:iS | <input checked="" type="checkbox"/> | 105798-PCS-MS |
| | | | |  | for vehicles with std chassis, Not for equipment vers.:iS | <input type="checkbox"/> | 115151-PCS-MS |
| 1.8 D | 44 | 60 | 09.92-01.95 |  | for vehicles with std chassis, Not for equipment vers.:iS | <input checked="" type="checkbox"/> | 105798-PCS-MS |
| | | | |  | for vehicles with std chassis, Not for equipment vers.:iS | <input type="checkbox"/> | 115151-PCS-MS |
| 1.8 TD | 66 | 90 | 02.93-01.95 |  | for vehicles with std chassis, Not for equipment vers.:iS | <input checked="" type="checkbox"/> | 105798-PCS-MS |
| | | | |  | for vehicles with std chassis, Not for equipment vers.:iS | <input type="checkbox"/> | 115151-PCS-MS |




ESCORT VI Saloon (GAL)

| | | | | | | | |
|-----------|----|-----|-------------|---|---|-------------------------------------|---------------|
| 1.3 | 44 | 60 | 08.93-01.95 |  | for vehicles with standard chassis | <input checked="" type="checkbox"/> | 105798-PCS-MS |
| 1.4 | 52 | 71 | 08.93-04.94 |  | for vehicles with std chassis, Not for equipment vers.:iS | <input checked="" type="checkbox"/> | 105798-PCS-MS |
| | | | |  | for vehicles with std chassis, Not for equipment vers.:iS | <input type="checkbox"/> | 115151-PCS-MS |
| 1.4 | 55 | 75 | 08.93-01.95 |  | for vehicles with std chassis, Not for equipment vers.:iS | <input checked="" type="checkbox"/> | 105798-PCS-MS |
| | | | |  | for vehicles with std chassis, Not for equipment vers.:iS | <input type="checkbox"/> | 115151-PCS-MS |
| 1.6 i 16V | 65 | 88 | 01.94-01.95 |  | for vehicles with std chassis, Not for equipment vers.:iS | <input checked="" type="checkbox"/> | 105798-PCS-MS |
| | | | |  | for vehicles with std chassis, Not for equipment vers.:iS | <input type="checkbox"/> | 115151-PCS-MS |
| 1.6 i 16V | 66 | 90 | 08.93-01.95 |  | for vehicles with std chassis, Not for equipment vers.:iS | <input checked="" type="checkbox"/> | 105798-PCS-MS |
| | | | |  | for vehicles with std chassis, Not for equipment vers.:iS | <input type="checkbox"/> | 115151-PCS-MS |
| 1.8 i 16V | 77 | 105 | 08.93-01.95 |  | for vehicles with std chassis, Not for equipment vers.:iS | <input checked="" type="checkbox"/> | 105798-PCS-MS |
| | | | |  | for vehicles with std chassis, Not for equipment vers.:iS | <input type="checkbox"/> | 115151-PCS-MS |
| 1.8 D | 44 | 60 | 08.93-01.95 |  | for vehicles with std chassis, Not for equipment vers.:iS | <input checked="" type="checkbox"/> | 105798-PCS-MS |
| | | | |  | for vehicles with std chassis, Not for equipment vers.:iS | <input type="checkbox"/> | 115151-PCS-MS |
| 1.8 TD | 66 | 90 | 08.93-01.95 |  | for vehicles with std chassis, Not for equipment vers.:iS | <input checked="" type="checkbox"/> | 105798-PCS-MS |
| | | | |  | for vehicles with std chassis, Not for equipment vers.:iS | <input type="checkbox"/> | 115151-PCS-MS |

ESCORT VI Estate (GAL)








| | | | | | | | |
|-----------|----|-----|-------------|---|------------------------------------|--------------------------|---------------|
| 1.4 | 52 | 71 | 09.92-01.94 |  | for vehicles with standard chassis | <input type="checkbox"/> | 115151-PCS-MS |
| 1.4 | 55 | 75 | 01.94-01.95 |  | for vehicles with standard chassis | <input type="checkbox"/> | 115151-PCS-MS |
| 1.6 i 16V | 65 | 88 | 01.94-01.95 |  | for vehicles with standard chassis | <input type="checkbox"/> | 115151-PCS-MS |
| 1.6 i 16V | 66 | 90 | 09.92-01.95 |  | for vehicles with standard chassis | <input type="checkbox"/> | 115151-PCS-MS |
| 1.8 i 16V | 77 | 105 | 01.93-01.95 |  | for vehicles with standard chassis | <input type="checkbox"/> | 115151-PCS-MS |
| 1.8 i 16V | 96 | 130 | 02.93-01.95 |  | for vehicles with standard chassis | <input type="checkbox"/> | 115151-PCS-MS |
| 1.8 D | 44 | 60 | 09.92-01.95 |  | for vehicles with standard chassis | <input type="checkbox"/> | 115151-PCS-MS |
| 1.8 TD | 66 | 90 | 02.93-01.95 |  | for vehicles with standard chassis | <input type="checkbox"/> | 115151-PCS-MS |

ESCORT '91 Express (AVL)



| | | | | | | | |
|-------|----|----|-------------|---|---|--------------------------|---------------|
| 1.3 | 46 | 63 | 07.90-12.94 |  | Payload: 700 kg, for vehicles with standard chassis | <input type="checkbox"/> | 115151-PCS-MS |
| 1.4 | 52 | 71 | 07.90-12.94 |  | Payload: 700 kg, for vehicles with standard chassis | <input type="checkbox"/> | 115151-PCS-MS |
| 1.8 D | 44 | 60 | 07.90-12.94 |  | Payload: 700 kg, for vehicles with standard chassis | <input type="checkbox"/> | 115151-PCS-MS |

FORD













FIESTA IV (JA, JB)

| | | | | | | | |
|---------------|----|-----|-------------|---|-------------------------------------|--------------------------|---------------|
| 1.0 i | 38 | 52 | 02.97-09.99 |  | For vehicles without power steering | <input type="checkbox"/> | 290686-PCS-MS |
| 1.0 i | 48 | 65 | 09.99-01.02 |  | For vehicles without power steering | <input type="checkbox"/> | 290686-PCS-MS |
| 1.25 i 16V | 55 | 75 | 08.95-01.02 |  | For vehicles without power steering | <input type="checkbox"/> | 290686-PCS-MS |
| 1.3 i | 37 | 50 | 08.95-01.02 |  | For vehicles without power steering | <input type="checkbox"/> | 290686-PCS-MS |
| 1.3 i | 44 | 60 | 08.95-01.02 |  | For vehicles without power steering | <input type="checkbox"/> | 290686-PCS-MS |
| 1.4 i 16V | 66 | 90 | 04.96-01.02 |  | For vehicles without power steering | <input type="checkbox"/> | 290686-PCS-MS |
| 1.6 16V Sport | 76 | 103 | 02.00-01.02 |  | For vehicles without power steering | <input type="checkbox"/> | 290686-PCS-MS |









FIESTA Box (J5_, J3_)

| | | | | | | | |
|-------|----|----|-------------|---|-------------------------------------|--------------------------|---------------|
| 1.3 | 44 | 60 | 02.96- |  | For vehicles without power steering | <input type="checkbox"/> | 290686-PCS-MS |
| 1.4 i | 66 | 90 | 04.96-10.99 |  | For vehicles without power steering | <input type="checkbox"/> | 290686-PCS-MS |
















MONDEO I Estate (BNP)

| | | | | | | | |
|---------------|-----|-----|-------------|---|--------------------------------|-------------------------------------|---------------|
| 1.6 i 16V | 65 | 88 | 07.94-08.96 |  | without ride height adjustment | <input checked="" type="checkbox"/> | 112726-PCS-MS |
| 1.6 i 16V | 66 | 90 | 04.93-08.96 |  | without ride height adjustment | <input checked="" type="checkbox"/> | 112726-PCS-MS |
| 1.8 i 16V | 82 | 112 | 07.94-08.96 |  | without ride height adjustment | <input checked="" type="checkbox"/> | 112726-PCS-MS |
| 1.8 i 16V | 85 | 115 | 04.93-08.96 |  | without ride height adjustment | <input checked="" type="checkbox"/> | 112726-PCS-MS |
| 1.8 i 16V 4x4 | 85 | 115 | 04.93-08.96 |  | without ride height adjustment | <input checked="" type="checkbox"/> | 112726-PCS-MS |
| 2.0 i 16V | 97 | 132 | 01.93-08.96 |  | without ride height adjustment | <input checked="" type="checkbox"/> | 112726-PCS-MS |
| 2.0 i 16V 4x4 | 97 | 132 | 12.94-08.96 |  | without ride height adjustment | <input checked="" type="checkbox"/> | 112726-PCS-MS |
| 2.0 i 16V | 100 | 136 | 04.93-08.96 |  | without ride height adjustment | <input checked="" type="checkbox"/> | 112726-PCS-MS |
| 2.0 i 16V 4x4 | 100 | 136 | 04.93-08.96 |  | without ride height adjustment | <input checked="" type="checkbox"/> | 112726-PCS-MS |
| 2.5 i 24V | 125 | 170 | 07.94-08.96 |  | without ride height adjustment | <input checked="" type="checkbox"/> | 112726-PCS-MS |
| 1.8 TD | 65 | 88 | 06.93-08.96 |  | without ride height adjustment | <input checked="" type="checkbox"/> | 112726-PCS-MS |
| 1.8 TD | 66 | 90 | 11.95-08.96 |  | without ride height adjustment | <input checked="" type="checkbox"/> | 112726-PCS-MS |

MONDEO II Estate (BNP)

| | | | | | | | |
|------------|-----|-----|-------------|---|------------------------------------|-------------------------------------|---------------|
| 1.6 i | 66 | 90 | 09.96-11.00 |  | for vehicles with standard chassis | <input checked="" type="checkbox"/> | 125189-PCS-MS |
| 1.6 i 16V | 70 | 95 | 05.98-11.00 |  | for vehicles with standard chassis | <input checked="" type="checkbox"/> | 125189-PCS-MS |
| 1.8 i | 85 | 115 | 09.96-11.00 |  | for vehicles with standard chassis | <input checked="" type="checkbox"/> | 125189-PCS-MS |
| 2.0 i | 96 | 131 | 09.96-11.00 |  | for vehicles with standard chassis | <input checked="" type="checkbox"/> | 125189-PCS-MS |
| 2.5 24V | 125 | 170 | 06.00-11.00 |  | for vehicles with standard chassis | <input checked="" type="checkbox"/> | 125189-PCS-MS |
| 2.5 24V | 125 | 170 | 09.96-11.00 |  | for vehicles with standard chassis | <input checked="" type="checkbox"/> | 125189-PCS-MS |
| 2.5 ST 200 | 151 | 205 | 05.99-11.00 |  | for vehicles with standard chassis | <input checked="" type="checkbox"/> | 125189-PCS-MS |
| 1.8 TD | 66 | 90 | 09.96-11.00 |  | for vehicles with standard chassis | <input checked="" type="checkbox"/> | 125189-PCS-MS |























ORION III (GAL)

| | | | | | | | |
|-----------|----|-----|-------------|---|---|-------------------------------------|---------------|
| 1.4 | 52 | 71 | 07.90-12.93 |  | for vehicles with standard chassis , From MY: 11/1990 | <input type="checkbox"/> | 115151-PCS-MS |
| 1.4 | 54 | 73 | 07.90-12.93 |  | for vehicles with standard chassis | <input checked="" type="checkbox"/> | 105798-PCS-MS |
| 1.4 | 54 | 73 | 07.90-12.93 |  | for vehicles with standard chassis , From MY: 11/1990 | <input type="checkbox"/> | 115151-PCS-MS |
| 1.4 | 54 | 73 | 07.90-12.93 |  | for vehicles with standard chassis | <input checked="" type="checkbox"/> | 105798-PCS-MS |
| 1.6 i 16V | 66 | 90 | 07.92-12.93 |  | for vehicles with standard chassis | <input type="checkbox"/> | 115151-PCS-MS |
| 1.6 | 66 | 90 | 07.90-12.92 |  | for vehicles with standard chassis | <input checked="" type="checkbox"/> | 105798-PCS-MS |
| 1.6 | 66 | 90 | 07.90-12.92 |  | for vehicles with standard chassis | <input type="checkbox"/> | 115151-PCS-MS |
| 1.6 i | 77 | 105 | 07.90-09.92 |  | for vehicles with standard chassis | <input checked="" type="checkbox"/> | 105798-PCS-MS |
| 1.6 i | 77 | 105 | 07.90-09.92 |  | for vehicles with standard chassis | <input type="checkbox"/> | 115151-PCS-MS |
| 1.8 i 16V | 77 | 105 | 02.92-12.93 |  | for vehicles with standard chassis | <input type="checkbox"/> | 115151-PCS-MS |
| 1.8 i 16V | 96 | 130 | 01.92-12.93 |  | for vehicles with standard chassis | <input type="checkbox"/> | 115151-PCS-MS |
| 1.8 D | 44 | 60 | 11.90-12.93 |  | for vehicles with standard chassis | <input type="checkbox"/> | 115151-PCS-MS |
| 1.8 D | 44 | 60 | 11.90-12.93 |  | for vehicles with standard chassis | <input checked="" type="checkbox"/> | 105798-PCS-MS |
| 1.8 TD | 66 | 90 | 03.92-12.93 |  | for vehicles with standard chassis | <input type="checkbox"/> | 115151-PCS-MS |
| 1.8 TD | 66 | 90 | 03.92-12.93 |  | for vehicles with standard chassis | <input checked="" type="checkbox"/> | 105798-PCS-MS |






| | | | | | | | |
|---|-----------|-----------|---|---|-------------|---|-----------|
|  | KW | PS |  |  | INFO |  | MS |
|---|-----------|-----------|---|---|-------------|---|-----------|

FORD

TRANSIT Bus (E_ _)

| | | | | | | | |
|---|-----|-----|-------------|---|---|---|---------------|
| 2.0 | 66 | 90 | 09.91-09.94 |  | WB: 2835 mm, Mod.: 80,120,150S, WB: 3570 mm, Mod.: 100L,150L, Mod.: 190,190EF,190L | ■ | 110910-PCS-MS |
| 2.0 i (EBL, EDL, EGL, ESS, EUS) | 72 | 98 | 09.91-07.94 |  | WB: 2835 mm, Mod.: 80,100,115,120,150S WB: 3570 mm, Mod.: 100L,150L,190,190L | ■ | 110910-PCS-MS |
| 2.9 i | 107 | 145 | 01.91- |  | To MY: 12/2000, WB: 2835 mm, Mod.: 80,120, 150S, WB: 3570 mm, Mod.: 100L,150L, Mod.: 190,190EF,190L | ■ | 110910-PCS-MS |
| 2.5 DI (EBS, EDS, EDL, ESS, EUS) | 51 | 70 | 08.91-07.94 |  | WB: 2835 mm, Mod.: 80,100,115,120,150S, WB: 3570 mm, Mod.: 100L,150L,190,190L | ■ | 110910-PCS-MS |
| 2.5 DI (EBS, EDS, EGL, ESS, EUS) | 59 | 80 | 09.91-07.94 |  | WB: 2835 mm, Mod.: 80,100,115,120,150S, WB: 3570 mm, Mod.: 100L,150L,190,190L | ■ | 110910-PCS-MS |
| 2.5 TD (EBS, EBL, ECL, EDS, EDL, ESS, EUS) | 63 | 85 | 10.92-07.94 |  | WB: 2835 mm, Mod.: 80,100,115,120,150S, WB: 3570 mm, Mod.: 100L,150L,190,190L | ■ | 110910-PCS-MS |
| 2.5 TD (ECL, EDS, EDL, EGL, ESS, EUS) | 74 | 100 | 09.91-07.94 |  | WB: 2835 mm, Mod.: 80,100,115,120,150S, WB: 3570 mm, Mod.: 100L,150L,190,190L | ■ | 110910-PCS-MS |
| 2.0 (EBL, EBS, ECL, EDS, EDL, EGL, ESS, ESL, EUS) | 84 | 114 | 09.95-03.00 |  | WB: 2835 mm, Mod.: 80,120,150S, WB: 3570 mm, Mod.: 100L,150L,190, Mod.: 190EF,190L | ■ | 110910-PCS-MS |
| 2.0 CNG | 84 | 114 | 06.94-03.00 |  | WB: 2835 mm, Mod.: 80,120,150S, WB: 3570 mm Mod.: 100L,150L, Mod.: 190,190EF,190L | ■ | 110910-PCS-MS |
| 2.5 DI (EBL, EDS, ESL, ESS, EUS) | 51 | 69 | 08.94-03.00 |  | WB: 2835 mm, Mod.: 80,120,150S, WB: 3570 mm, Mod.: 100L,150L, Mod.: 190,190EF,190L | ■ | 110910-PCS-MS |
| 2.5 TD (EB_, ED_, ES_) | 55 | 75 | 08.94-06.00 |  | WB: 2835 mm, Mod.: 80,120,150S, WB: 3570 mm, Mod.: 100L,150L, Mod.: 190,190EF,190L | ■ | 110910-PCS-MS |
| 2.5 DI (EBL, ECL, EDS, EDL) | 56 | 76 | 07.94-03.00 |  | WB: 2835 mm, Mod.: 80,120,150S, WB: 3570 mm, Mod.: 100L,150L, Mod.: 190,190EF,190L | ■ | 110910-PCS-MS |
| 2.5 TD (EBL, EDL, EDS, EGL, ESL, ESS, EUS) | 63 | 85 | 01.95-03.00 |  | WB: 2835 mm, Mod.: 80,120,150S, WB: 3570 mm, Mod.: 100L,150L, Mod.: 190,190EF,190L | ■ | 110910-PCS-MS |
| 2.5 TD (ECL, EDL, EDS, ESL, ESS, EUS) | 74 | 100 | 07.94-03.00 |  | WB: 2835 mm, Mod.: 80,120,150S, WB: 3570 mm, Mod.: 100L,150L, Mod.: 190,190EF,190L | ■ | 110910-PCS-MS |
| 2.5 DI (EBL, EDL, EDS, ESL, ESS) | 85 | 116 | 08.97-03.00 |  | WB: 2835 mm, Mod.: 80,120,150S, WB: 3570 mm, Mod.: 100L,150L, Mod.: 190,190EF,190L | ■ | 110910-PCS-MS |
| 2.0 (EAL, EAS) | 84 | 114 | 06.94-03.00 |  | WB: 2835 mm, Mod.: 80,100,115,120,150S, WB: 3570 mm, Mod.: 100L, 150L, Mod.: 190, 190EF, 190L | ■ | 110910-PCS-MS |
| 2.5 DI (EAL, EAS) | 51 | 69 | 06.94-03.00 |  | WB: 2835 mm, Mod.: 80,100,115,120,150S, WB: 3570 mm, Mod.: 100L, 150L, Mod.: 190, 190EF, 190L | ■ | 110910-PCS-MS |
| 2.5 TD (EAS) | 55 | 75 | 10.98-03.00 |  | WB: 2835 mm, Mod.: 80, 120, 150S, WB: 3570 mm Mod.: 100L, 150L, Mod.: 190, 190EF, 190L | ■ | 110910-PCS-MS |
| 2.5 DI (EAL, EAS) | 56 | 76 | 06.94-03.00 |  | WB: 2835 mm, Mod.: 80,100,115,120,150S, WB: 3570 mm, Mod.: 100L, 150L, Mod.: 190, 190EF, 190L | ■ | 110910-PCS-MS |
| 2.5 TD (EAL, EAS) | 63 | 85 | 06.94-03.00 |  | WB: 2835 mm, Mod.: 80,100,115,120,150S, WB: 3570 mm, Mod.: 100L, 150L, Mod.: 190, 190EF, 190L | ■ | 110910-PCS-MS |
| 2.5 TDI (EAL, EAS) | 74 | 101 | 06.94-03.00 |  | WB: 2835 mm, Mod.: 80,100,115,120,150S, WB: 3570 mm, Mod.: 100L, 150L, Mod.: 190, 190EF, 190L | ■ | 110910-PCS-MS |
| 2.5 DI (EAL, EAS) | 85 | 116 | 05.99-03.00 |  | WB: 2835 mm, Mod.: 80, 120, 150S, WB: 3570 mm Mod.: 100L, 150L, Mod.: 190, 190EF, 190L | ■ | 110910-PCS-MS |








TRANSIT Flatbed / Chassis (E_ _)

| | | | | | | | |
|---------------------------|----|-----|-------------|---|---|---|---------------|
| 2.0 (EME/L/S, ENE/L/S) | 72 | 98 | 09.91-08.94 |  | WB: 2835 mm, Mod.: 80,120,150S, To MY: 07/1994, Mod.: 100,115, WB: 3570 mm, Mod.: 100L,150L, Mod.: 190,190EF,190L | ■ | 110910-PCS-MS |
| 2.5 DI (EML/S, ENL/S) | 51 | 69 | 09.91-08.94 |  | WB: 2835 mm, Mod.: 80,120,150S, To MY: 07/1994, Mod.: 100,115, WB: 3570 mm, Mod.: 100L,150L, Mod.: 190,190EF,190L | ■ | 110910-PCS-MS |
| 2.5 DI (EME/L/S, ENE/L/S) | 59 | 80 | 09.91-08.94 |  | WB: 2835 mm, Mod.: 80,120,150S, To MY: 07/1994, Mod.: 100,115, WB: 3570 mm, Mod.: 100L,150L, Mod.: 190,190EF,190L | ■ | 110910-PCS-MS |
| 2.5 TD (EME/L/S, ENE/L/S) | 63 | 85 | 11.92-08.94 |  | WB: 2835 mm, Mod.: 80,120,150S, To MY: 07/1994, Mod.: 100,115, WB: 3570 mm, Mod.: 100L,150L, Mod.: 190,190EF,190L | ■ | 110910-PCS-MS |
| 2.5 TD (EME/L/S, ENE/L) | 74 | 100 | 09.91-08.94 |  | WB: 2835 mm, Mod.: 80,120,150S, To MY: 07/1994, Mod.: 100,115 WB: 3570 mm, Mod.: 100L,150L, Mod.: 190,190EF,190L | ■ | 110910-PCS-MS |







| | | | | | | | |
|---|-----------|-----------|---|--|-------------|---|-----------|
|  | KW | PS |  |   | INFO |  | MS |
|---|-----------|-----------|---|--|-------------|---|-----------|

FORD

TRANSIT Flatbed / Chassis (E_ _)

















| | | | | | | | |
|---------------------------|----|-----|-------------|---|---|---|---------------|
| 2.0 (EME/L/S, ENE/L/S) | 84 | 114 | 08.94-03.00 |  | WB: 2835 mm, Mod.: 80,120,150S, WB: 3570 mm, Mod.: 100L,150L, Mod.: 190,190EF,190L | ● | 110910-PCS-MS |
| 2.5 DI (EML/S, ENL/S) | 51 | 69 | 08.94-03.00 |  | WB: 2835 mm, Mod.: 80,120,150S, WB: 3570 mm Mod.: 100L,150L, Mod.: 190,190EF,190L | ● | 110910-PCS-MS |
| 2.5 TD (EME/L/S, ENE/L/S) | 55 | 75 | 10.98- |  | To MY: 03/2000, WB: 2835 mm, Mod.: 80, 120, 150S, WB: 3570 mm, Mod.: 100L, 150L, Mod.: 190, 190EF, 190L | ● | 110910-PCS-MS |
| 2.5 DI (EME/L/S, ENE/L/S) | 56 | 76 | 08.94-03.00 |  | WB: 2835 mm, Mod.: 80,120,150S, WB: 3570 mm Mod.: 100L,150L, Mod.: 190,190EF,190L | ● | 110910-PCS-MS |
| 2.5 TD (EME/L/S, ENE/L/S) | 63 | 85 | 08.94-03.00 |  | WB: 2835 mm, Mod.: 80,120,150S, WB: 3570 mm, Mod.: 100L,150L, Mod.: 190,190EF,190L | ● | 110910-PCS-MS |
| 2.5 TD (EME/L/S, ENE/L/S) | 74 | 101 | 08.94-03.00 |  | WB: 2835 mm, Mod.: 80,120,150S, WB: 3570 mm, Mod.: 100L,150L, Mod.: 190,190EF,190L | ● | 110910-PCS-MS |
| 2.5 DI (EML, ENE/L) | 85 | 116 | 05.99-03.00 |  | WB: 2835 mm, Mod.: 80, 120, 150S, WB: 3570 mm Mod.: 100L, 150L, Mod.: 190, 190EF, 190L | ● | 110910-PCS-MS |

TRANSIT Box (E_ _)








| | | | | | | | |
|-------------------|----|-----|-------------|---|--|---|---------------|
| 2.0 | 66 | 90 | 09.91-06.94 |  | WB: 2835 mm, Mod.: 80,100,115,120,150S, WB: 3570 mm, Mod.: 100L,150L, Mod.: 190,190EF,190L | ● | 110910-PCS-MS |
| 2.0 i (EAL, EAS) | 72 | 98 | 09.91-06.94 |  | WB: 2835 mm, Mod.: 80,100,115,120,150S, WB: 3570 mm, Mod.: 100L,150L, Mod.: 190,190EF,190L | ● | 110910-PCS-MS |
| 2.5 DI (EAL, EAS) | 51 | 70 | 05.91-06.94 |  | WB: 2835 mm, Mod.: 80,100,115,120,150S, WB: 3570 mm Mod.: 100L,150L, Mod.: 190,190EF,190L | ● | 110910-PCS-MS |
| 2.5 DI (EAS, EAL) | 59 | 80 | 05.91-06.94 |  | WB: 2835 mm, Mod.: 80,100,115,120,150S, WB: 3570 mm, Mod.: 100L,150L, Mod.: 190,190EF,190L | ● | 110910-PCS-MS |
| 2.5 DI (EAL, EAS) | 63 | 85 | 10.92-06.94 |  | WB: 2835 mm, Mod.: 80,100,115,120,150S, WB: 3570 mm Mod.: 100L,150L, Mod.: 190,190EF,190L | ● | 110910-PCS-MS |
| 2.5 TD (EAS, EAL) | 74 | 101 | 05.91-06.94 |  | WB: 2835 mm, Mod.: 80,100,115,120,150S, WB: 3570 mm, Mod.: 100L,150L, Mod.: 190,190EF,190L | ● | 110910-PCS-MS |

LANCIA

DEDRA (835)

| | | | | | | | |
|-------------------------|-----|-----|-------------|---|--|---|---------------|
| 1.6 i.e. (835AN) | 55 | 75 | 04.93-07.99 |  | without electronic suspension control | ● | 230341-PCS-MS |
| 1.6 i.e. (835AB) | 57 | 78 | 08.89-03.93 |  | without electronic suspension control | ● | 230341-PCS-MS |
| 1.6 i.e. (835AA) | 66 | 90 | 08.89-06.94 |  | without electronic suspension control | ● | 230341-PCS-MS |
| 1.6 LE (835EB) CAT | 66 | 90 | 07.94-07.99 |  | without electronic suspension control | ● | 230341-PCS-MS |
| 1.6 16V (835EI) | 76 | 103 | 01.96-07.99 |  | without electronic suspension control | ● | 230341-PCS-MS |
| 1.8 16V LE (835FG) | 83 | 113 | 03.96-07.99 |  | without electronic suspension control | ● | 230341-PCS-MS |
| 1.8 GT 16V (835EH) | 96 | 131 | 03.96-07.99 |  | without electronic suspension control | ● | 230341-PCS-MS |
| 1.8 i.e. (835AT) | 66 | 90 | 08.93-07.99 |  | without electronic suspension control To MY: 06/1994 | ● | 230341-PCS-MS |
| 1.8 i.e. (835FA) | 74 | 101 | 07.94-07.99 |  | without electronic suspension control | ● | 230341-PCS-MS |
| 1.8 i.e. (835BD, 835AD) | 77 | 105 | 09.89-07.99 |  | without electronic suspension control To MY: 06/1994 | ● | 230341-PCS-MS |
| 1.8 i.e. (835AC, 835BC) | 80 | 109 | 09.89-06.94 |  | without electronic suspension control | ● | 230341-PCS-MS |
| 2.0 i.e. (835AL) | 83 | 113 | 09.89-07.99 |  | without electronic suspension control To MY: 06/1994 | ● | 230341-PCS-MS |
| 2.0 i.e. (835AI) | 86 | 117 | 09.89-07.92 |  | without electronic suspension control | ● | 230341-PCS-MS |
| 2.0 16V (835ED) | 102 | 139 | 07.94-07.99 |  | without electronic suspension control | ● | 230341-PCS-MS |
| 2.0 i.e. Turbo (835AR) | 119 | 162 | 04.91-07.99 |  | without electronic suspension control To MY: 06/1994 | ● | 230341-PCS-MS |
| 1.9 TDS (835EE, 835EF) | 66 | 90 | 04.89-07.99 |  | without electronic suspension control From MY: 07/1994 | ● | 230341-PCS-MS |














DEDRA SW (835)

| | | | | | | | |
|------------------------|-----|-----|-------------|---|--|---|---------------|
| 1.6 (835EB) | 66 | 90 | 10.94-07.99 |  | without electronic suspension control | ● | 230341-PCS-MS |
| 1.6 16V (835EI) | 76 | 103 | 01.96-07.99 |  | without electronic suspension control | ● | 230341-PCS-MS |
| 1.8 16V LE (835FG) | 83 | 113 | 03.96-07.99 |  | without electronic suspension control | ● | 230341-PCS-MS |
| 1.8 GT 16V (835EH) | 96 | 131 | 03.96-07.99 |  | without electronic suspension control | ● | 230341-PCS-MS |
| 1.8 i.e. (835FA) | 74 | 101 | 07.94-07.99 |  | without electronic suspension control From MY: 09/1994 | ● | 230341-PCS-MS |
| 2.0 16V (835ED) | 102 | 139 | 07.94-07.99 |  | without electronic suspension control | ● | 230341-PCS-MS |
| 2.0 Integrale (835ED) | 102 | 139 | 07.94-07.99 |  | From MY: 09/1994 | ● | 230341-PCS-MS |
| 1.9 TDS (835EE, 835EF) | 66 | 90 | 07.94-07.99 | | without electronic suspension control From MY: 09/1994 | ● | 230341-PCS-MS |







| | | | | | | | |
|---|-----------|-----------|---|--|-------------|---|-----------|
|  | KW | PS |  |   | INFO |  | MS |
|---|-----------|-----------|---|--|-------------|---|-----------|

LANCIA

DELTA II (836)




| | | | | | | | |
|-------------------------|-----|-----|-------------|---|------------------|--|-----------------|
| 1.4 i.e. (836AF, 836AH) | 51 | 69 | 10.94-08.99 |  | From MY: 09/1993 | | ■ 230341-PCS-MS |
| 1.6 i.e. (836AD) | 55 | 75 | 06.93-08.99 |  | | | ■ 230341-PCS-MS |
| 1.6 i.e. (836AP) | 66 | 90 | 03.96-08.99 |  | From MY: 09/1993 | | ■ 230341-PCS-MS |
| 1.6 i.e. 16V (836AO) | 76 | 103 | 01.96-08.99 |  | | | ■ 230341-PCS-MS |
| 1.8 i.e. 16V (836AQ) | 83 | 113 | 03.96-08.99 |  | From MY: 09/1993 | | ■ 230341-PCS-MS |
| 1.8 i.e. 16V GT (836AR) | 96 | 131 | 03.96-08.99 |  | | | ■ 230341-PCS-MS |
| 1.8 i.e. (836AG, 836AL) | 66 | 90 | 07.94-08.99 |  | From MY: 09/1993 | | ■ 230341-PCS-MS |
| 1.8 i.e. (836AE) | 76 | 103 | 06.93-08.99 |  | | | ■ 230341-PCS-MS |
| 2.0 16V (836AA, 836CA) | 102 | 139 | 06.93-08.99 |  | From MY: 09/1993 | | ■ 230341-PCS-MS |
| 2.0 | 108 | 147 | 11.94-04.98 |  | | | ■ 230341-PCS-MS |
| 2.0 16V Turbo (836AB) | 137 | 186 | 06.93-08.99 |  | From MY: 09/1993 | | ■ 230341-PCS-MS |
| 2.0 16V Turbo (836AS) | 142 | 193 | 07.96-08.99 |  | | | ■ 230341-PCS-MS |
| 1.9 TD (836AM, 836AN) | 66 | 90 | 10.94-08.99 |  | | | ■ 230341-PCS-MS |

Y (840A)

| | | | | | | | |
|----------------------|----|----|-------------|---|--|--|-----------------|
| 1.1 (840AE) | 40 | 54 | 11.95-09.03 |  | | | ■ 310734-PCS-MS |
| 1.2 (840AA, 840AF1A) | 44 | 60 | 03.96-09.03 |  | | | ■ 310734-PCS-MS |
| 1.2 16V (840AG1A) | 59 | 80 | 10.00-09.03 |  | | | ■ 310734-PCS-MS |
| 1.2 16V (840AD) | 63 | 86 | 04.97-09.03 |  | | | ■ 310734-PCS-MS |
| 1.4 12V (840AC) | 55 | 75 | 03.96-09.03 |  | | | ■ 310734-PCS-MS |
| 1.4 12V (840AB) | 59 | 80 | 10.96-09.03 |  | | | ■ 310734-PCS-MS |





















MAZDA

121 III (JASM, JBSM)

| | | | | | | | |
|------|----|----|--------|---|-------------------------------------|--------------------------|---------------|
| 1.25 | 55 | 75 | 03.96- |  | For vehicles without power steering | <input type="checkbox"/> | 290686-PCS-MS |
| 1.3 | 37 | 50 | 03.96- |  | For vehicles without power steering | <input type="checkbox"/> | 290686-PCS-MS |
| 1.3 | 44 | 60 | 03.96- |  | For vehicles without power steering | <input type="checkbox"/> | 290686-PCS-MS |

MERCEDES-BENZ

190 (W201)

| | | | | | | | |
|-----------------------|-----|-----|-------------|---|---|--|-----------------|
| E 1.8 (201.018) | 80 | 109 | 04.90-08.93 |  | w/o sports suspension | | ■ 106880-PCS-MS |
| 2.0 (201.022) | 66 | 90 | 10.82-10.84 |  | w/o sports suspension, From MY: 12/1982 | | ■ 106880-PCS-MS |
| 2.0 (201.023) | 75 | 102 | 01.86-05.90 |  | w/o sports suspension | | ■ 106880-PCS-MS |
| 2.0 (201.023) | 77 | 105 | 09.84-05.90 |  | w/o sports suspension | | ■ 106880-PCS-MS |
| E 2.0 (201.024) | 83 | 113 | 02.85-12.86 |  | w/o sports suspension | | ■ 106880-PCS-MS |
| E 2.0 (201.024) | 85 | 116 | 02.85-12.86 |  | w/o sports suspension | | ■ 106880-PCS-MS |
| E 2.0 | 87 | 118 | 01.85-08.93 |  | w/o sports suspension | | ■ 106880-PCS-MS |
| E 2.0 (201.024) | 90 | 122 | 10.82-06.93 |  | w/o sports suspension, From MY: 12/1982 | | ■ 106880-PCS-MS |
| E 2.0 | 93 | 126 | 10.82-06.93 |  | w/o sports suspension, From MY: 12/1982 | | ■ 106880-PCS-MS |
| E 2.0 | 87 | 118 | 10.88-05.93 |  | w/o sports suspension | | ■ 106880-PCS-MS |
| E 2.3 | 97 | 132 | 09.86-08.91 |  | w/o sports suspension | | ■ 106880-PCS-MS |
| E 2.3 (201.028) | 100 | 136 | 10.86-08.93 |  | w/o sports suspension | | ■ 106880-PCS-MS |
| 2.3 | 97 | 132 | 09.87-09.88 |  | w/o sports suspension | | ■ 106880-PCS-MS |
| 2.3 E | 100 | 136 | 10.82-09.88 |  | w/o sports suspension, From MY: 12/1982 | | ■ 106880-PCS-MS |
| E Evolution II 2.5 | 173 | 236 | 05.90-08.93 |  | w/o sports suspension | | ■ 106880-PCS-MS |
| E 2.6 (201.029) | 118 | 160 | 09.86-08.93 |  | w/o sports suspension | | ■ 106880-PCS-MS |
| E 2.6 | 122 | 166 | 09.86-12.89 |  | w/o sports suspension | | ■ 106880-PCS-MS |
| D 2.0 (201.122) | 53 | 72 | 08.83-08.89 |  | w/o sports suspension | | ■ 106880-PCS-MS |
| D 2.0 (201.122) | 55 | 75 | 08.89-08.93 |  | w/o sports suspension | | ■ 106880-PCS-MS |
| D 2.5 (201.126) | 66 | 90 | 04.85-08.93 |  | w/o sports suspension | | ■ 106880-PCS-MS |
| 2.6 | 128 | 160 | 10.82-09.88 | | w/o sports suspension, From MY: 12/1982 | | ■ 106880-PCS-MS |
| D 2.5 (201.126) | 69 | 94 | 08.89-08.93 | | w/o sports suspension | | ■ 106880-PCS-MS |
| Turbo-D 2.5 (201.128) | 90 | 122 | 02.88-08.93 | | w/o sports suspension | | ■ 106880-PCS-MS |
| Turbo-D 2.5 (201.128) | 93 | 126 | 02.88-08.93 | | w/o sports suspension | | ■ 106880-PCS-MS |

**KW****PS****1**GAS
OIL**INFO****MS****PEUGEOT****205 I (741A/C)**

| | | | | | | | |
|------------|----|----|-------------|-----|--|---|---------------|
| 1.0 | 33 | 45 | 02.83-10.87 | OIL | | ■ | 200904-PCS-MS |
| 1.1 | 36 | 49 | 02.83-10.87 | OIL | | ■ | 200904-PCS-MS |
| 1.1 | 37 | 50 | 02.83-10.87 | OIL | | ■ | 200904-PCS-MS |
| 1.3 | 47 | 62 | 02.84-10.87 | OIL | | ■ | 200904-PCS-MS |
| 1.4 | 44 | 60 | 02.83-10.87 | OIL | | ■ | 200904-PCS-MS |
| 1.4 | 53 | 72 | 02.83-10.87 | OIL | | ■ | 200904-PCS-MS |
| 1.4 | 58 | 79 | 10.85-10.87 | OIL | | ■ | 200904-PCS-MS |
| 1.4 | 59 | 80 | 02.83-10.87 | OIL | | ■ | 200904-PCS-MS |
| 1.5 | 63 | 86 | 02.84-10.87 | OIL | | ■ | 200904-PCS-MS |
| 1.6 | 53 | 72 | 03.87-10.87 | OIL | | ■ | 200904-PCS-MS |
| 1.6 | 55 | 75 | 08.86-10.87 | OIL | | ■ | 200904-PCS-MS |
| 1.6 | 55 | 75 | 08.86-10.87 | OIL | | ■ | 200904-PCS-MS |
| 1.7 Diesel | 44 | 60 | 08.83-10.87 | OIL | | ■ | 200904-PCS-MS |

205 I Convertible (741B, 20D)

| | | | | | | | |
|------------|----|-----|-------------|-----|--|---|---------------|
| 1.1 CJ | 44 | 60 | 10.89-12.94 | OIL | | ■ | 200904-PCS-MS |
| 1.4 CJ | 44 | 60 | 03.88-05.89 | OIL | | ■ | 200904-PCS-MS |
| 1.4 CJ CAT | 44 | 60 | 01.89-09.93 | OIL | | ■ | 200904-PCS-MS |
| 1.4 CJ | 49 | 67 | 03.89-12.94 | OIL | | ■ | 200904-PCS-MS |
| 1.4 CJ | 55 | 75 | 05.91-12.94 | OIL | | ■ | 200904-PCS-MS |
| 1.4 CT | 58 | 79 | 04.86-12.88 | OIL | | ■ | 200904-PCS-MS |
| 1.6 CJ | 65 | 88 | 08.92-12.94 | OIL | | ■ | 200904-PCS-MS |
| 1.6 CTI | 76 | 103 | 04.86-10.90 | OIL | | ■ | 200904-PCS-MS |
| 1.9 CTI | 75 | 102 | 10.87-12.94 | OIL | | ■ | 200904-PCS-MS |

205 II (20A/C)

| | | | | | | | |
|------------|----|----|-------------|-----|--|---|---------------|
| 1.0 | 33 | 45 | 10.87-09.98 | OIL | | ■ | 200904-PCS-MS |
| 1.1 | 36 | 49 | 10.87-10.90 | OIL | | ■ | 200904-PCS-MS |
| 1.1 | 40 | 54 | 10.87-10.90 | OIL | | ■ | 200904-PCS-MS |
| 1.1 | 44 | 60 | 07.89-09.98 | OIL | | ■ | 200904-PCS-MS |
| 1.2 | 47 | 64 | 01.87-12.90 | OIL | | ■ | 200904-PCS-MS |
| 1.4 | 44 | 60 | 10.87-05.89 | OIL | | ■ | 200904-PCS-MS |
| 1.4 CAT | 44 | 60 | 08.87-09.93 | OIL | | ■ | 200904-PCS-MS |
| 1.4 | 49 | 67 | 10.87-10.90 | OIL | | ■ | 200904-PCS-MS |
| 1.4 | 53 | 72 | 01.87-07.88 | OIL | | ■ | 200904-PCS-MS |
| 1.4 | 58 | 79 | 07.88-05.89 | OIL | | ■ | 200904-PCS-MS |
| 1.4 | 62 | 84 | 06.87-12.89 | OIL | | ■ | 200904-PCS-MS |
| 1.4 | 55 | 75 | 07.88-09.98 | OIL | | ■ | 200904-PCS-MS |
| 1.4 | 63 | 86 | 06.87-12.89 | OIL | | ■ | 200904-PCS-MS |
| 1.6 | 53 | 72 | 10.87-09.98 | OIL | | ■ | 200904-PCS-MS |
| 1.6 | 55 | 75 | 10.87-09.98 | OIL | | ■ | 200904-PCS-MS |
| 1.6 Aut. | 58 | 79 | 10.87-09.98 | OIL | | ■ | 200904-PCS-MS |
| 1.6 Aut. | 65 | 88 | 05.90-09.98 | OIL | | ■ | 200904-PCS-MS |
| 1.6 GTX | 69 | 94 | 01.87-10.91 | OIL | | ■ | 200904-PCS-MS |
| 1.7 Diesel | 44 | 60 | 07.87-09.98 | OIL | | ■ | 200904-PCS-MS |
| 1.9 Diesel | 47 | 64 | 10.87-09.98 | OIL | | ■ | 200904-PCS-MS |

205 Box

| | | | | | | | |
|------------|----|----|--------|-----|--|---|---------------|
| 1.7 Diesel | 44 | 60 | 03.94- | OIL | | ■ | 200904-PCS-MS |
|------------|----|----|--------|-----|--|---|---------------|

309 I (10C, 10A)

| | | | | | | | |
|-----|----|----|-------------|-----|--|---|---------------|
| 1.1 | 40 | 54 | 10.85-07.89 | OIL | | ■ | 200904-PCS-MS |
| 1.3 | 47 | 64 | 10.85-07.89 | OIL | | ■ | 200904-PCS-MS |
| 1.4 | 49 | 67 | 03.89-07.89 | OIL | | ■ | 200904-PCS-MS |
| 1.4 | 55 | 75 | 03.89-07.89 | OIL | | ■ | 200904-PCS-MS |
| 1.4 | 62 | 84 | 03.89-07.89 | OIL | | ■ | 200904-PCS-MS |

**KW****PS****1**GAS
OIL**INFO****MS****PEUGEOT****106 I (1A, 1C)**

| | | | | | |
|-------|----|-----|-------------|-----|---------------|
| 1.0 | 33 | 45 | 09.91-04.96 | OIL | 170460-PCS-MS |
| 1.0 | 37 | 50 | 09.91-04.96 | OIL | 170460-PCS-MS |
| 1.1 | 44 | 60 | 09.91-04.96 | OIL | 170460-PCS-MS |
| 1.3 | 72 | 98 | 10.93-04.96 | OIL | 170460-PCS-MS |
| 1.4 | 55 | 75 | 09.91-04.96 | OIL | 170460-PCS-MS |
| 1.4 | 69 | 94 | 09.91-04.96 | OIL | 170460-PCS-MS |
| 1.6 | 65 | 88 | 06.93-04.96 | OIL | 170460-PCS-MS |
| 1.6 | 76 | 103 | 01.94-04.96 | OIL | 170460-PCS-MS |
| 1.4 D | 37 | 50 | 09.92-04.96 | OIL | 170460-PCS-MS |
| 1.5 D | 40 | 54 | 06.94-04.96 | OIL | 170460-PCS-MS |
| 1.5 D | 43 | 58 | 06.94-04.96 | OIL | 170460-PCS-MS |

106 II (1)

| | | | | | |
|-------|----|-----|--------|-----|---------------|
| 1.0 i | 33 | 45 | 05.96- | OIL | 170460-PCS-MS |
| 1.0 i | 37 | 50 | 01.97- | OIL | 170460-PCS-MS |
| 1.1 i | 40 | 54 | 01.97- | OIL | 170460-PCS-MS |
| 1.1 i | 44 | 60 | 05.96- | OIL | 170460-PCS-MS |
| 1.4 i | 55 | 75 | 05.96- | OIL | 170460-PCS-MS |
| 1.6 i | 65 | 89 | 05.96- | OIL | 170460-PCS-MS |
| 1.6 i | 74 | 101 | 05.96- | OIL | 170460-PCS-MS |
| 1.5 D | 40 | 55 | 05.96- | OIL | 170460-PCS-MS |
| 1.5 D | 42 | 57 | 10.00- | OIL | 170460-PCS-MS |

309 I (10C, 10A)









































| | | | | | |
|---------|----|-----|-------------|-----|---------------|
| 1.5 | 63 | 86 | 06.87-12.89 | OIL | 200904-PCS-MS |
| 1.6 | 53 | 72 | 08.87-07.89 | OIL | 200904-PCS-MS |
| 1.6 | 55 | 75 | 10.85-07.89 | OIL | 200904-PCS-MS |
| 1.6 CAT | 55 | 75 | 09.86-12.89 | OIL | 200904-PCS-MS |
| 1.6 | 59 | 80 | 10.85-07.89 | OIL | 200904-PCS-MS |
| 1.6 | 76 | 103 | 11.85-09.88 | OIL | 200904-PCS-MS |
| 1.6 | 69 | 94 | 01.86-07.89 | OIL | 200904-PCS-MS |
| 1.9 | 72 | 98 | 03.86-07.89 | OIL | 200904-PCS-MS |
| 1.9 | 75 | 102 | 10.85-07.89 | OIL | 200904-PCS-MS |
| 1.9 | 80 | 109 | 07.88-07.89 | OIL | 200904-PCS-MS |
| 1.9 GTI | 88 | 120 | 07.88-07.89 | OIL | 200904-PCS-MS |
| 1.9 GTI | 94 | 128 | 10.86-07.89 | OIL | 200904-PCS-MS |
| 1.9 D | 47 | 64 | 06.86-07.89 | OIL | 200904-PCS-MS |

309 II (3C, 3A)

| | | | | | |
|-------------|-----|-----|-------------|-----|---------------|
| 1.1 | 44 | 60 | 08.90-12.93 | OIL | 200904-PCS-MS |
| 1.4 | 49 | 67 | 07.90-12.93 | OIL | 200904-PCS-MS |
| 1.4 | 55 | 75 | 07.89-12.93 | OIL | 200904-PCS-MS |
| 1.6 | 65 | 88 | 07.89-12.93 | OIL | 200904-PCS-MS |
| 1.6 | 68 | 92 | 07.89-12.93 | OIL | 200904-PCS-MS |
| 1.6 | 69 | 94 | 07.89-12.93 | OIL | 200904-PCS-MS |
| 1.9 | 72 | 98 | 08.89-12.93 | OIL | 200904-PCS-MS |
| 1.9 | 80 | 109 | 08.89-12.93 | OIL | 200904-PCS-MS |
| 1.9 GTI | 88 | 120 | 07.89-12.93 | OIL | 200904-PCS-MS |
| 1.9 GTI 16V | 108 | 147 | 10.90-12.93 | OIL | 200904-PCS-MS |
| 1.9 GTI 16V | 116 | 158 | 08.89-07.90 | OIL | 200904-PCS-MS |
| 1.8 Diesel | 44 | 60 | 07.89-12.93 | OIL | 200904-PCS-MS |
| 1.8 TD | 57 | 78 | 08.89-12.93 | OIL | 200904-PCS-MS |
| 1.9 Diesel | 47 | 64 | 07.89-12.93 | OIL | 200904-PCS-MS |


















OPEL

ASTRA F hatchback (53, 54, 58, 59)



























| | | | | | | | |
|-----------|-----|-----|-------------|---|------------------------------------|-------------------------------------|---------------|
| 1.4 i | 44 | 60 | 03.92-01.98 |   | for vehicles with standard chassis | <input checked="" type="checkbox"/> | 105790-PCS-MS |
| | | | | | for vehicles with standard chassis | <input checked="" type="checkbox"/> | 105818-PCS-MS |
| | | | | | for vehicles with standard chassis | <input type="checkbox"/> | 115259-PCS-MS |
| 1.4 | 55 | 75 | 09.91-09.93 |   | for vehicles with standard chassis | <input checked="" type="checkbox"/> | 105790-PCS-MS |
| | | | | | for vehicles with standard chassis | <input checked="" type="checkbox"/> | 105818-PCS-MS |
| | | | | | for vehicles with standard chassis | <input type="checkbox"/> | 115259-PCS-MS |
| 1.4 Si | 60 | 82 | 03.92-01.98 |   | for vehicles with standard chassis | <input checked="" type="checkbox"/> | 105790-PCS-MS |
| | | | | | for vehicles with standard chassis | <input checked="" type="checkbox"/> | 105818-PCS-MS |
| | | | | | for vehicles with standard chassis | <input type="checkbox"/> | 115259-PCS-MS |
| 1.4 | 60 | 82 | 09.92-01.98 |   | for vehicles with standard chassis | <input checked="" type="checkbox"/> | 105790-PCS-MS |
| | | | | | for vehicles with standard chassis | <input checked="" type="checkbox"/> | 105818-PCS-MS |
| | | | | | for vehicles with standard chassis | <input type="checkbox"/> | 115259-PCS-MS |
| 1.4 i 16V | 66 | 90 | 01.96-01.98 |   | for vehicles with standard chassis | <input type="checkbox"/> | 115259-PCS-MS |
| | | | | | for vehicles with standard chassis | <input checked="" type="checkbox"/> | 105790-PCS-MS |
| | | | | | for vehicles with standard chassis | <input checked="" type="checkbox"/> | 105818-PCS-MS |
| | | | | | for vehicles with standard chassis | <input type="checkbox"/> | 115259-PCS-MS |
| 1.6 i | 52 | 71 | 05.93-07.96 |   | for vehicles with standard chassis | <input checked="" type="checkbox"/> | 105790-PCS-MS |
| | | | | | for vehicles with standard chassis | <input checked="" type="checkbox"/> | 105818-PCS-MS |
| | | | | | for vehicles with standard chassis | <input type="checkbox"/> | 115259-PCS-MS |
| 1.6 i | 55 | 75 | 09.91-01.98 |   | for vehicles with standard chassis | <input checked="" type="checkbox"/> | 105790-PCS-MS |
| | | | | | for vehicles with standard chassis | <input checked="" type="checkbox"/> | 105818-PCS-MS |
| | | | | | for vehicles with standard chassis | <input type="checkbox"/> | 115259-PCS-MS |
| 1.6 | 55 | 75 | 09.95-01.98 |   | for vehicles with standard chassis | <input checked="" type="checkbox"/> | 105790-PCS-MS |
| | | | | | for vehicles with standard chassis | <input checked="" type="checkbox"/> | 105818-PCS-MS |
| | | | | | for vehicles with standard chassis | <input type="checkbox"/> | 115259-PCS-MS |
| 1.6 Si | 74 | 100 | 03.92-12.94 |    | for vehicles with standard chassis | <input checked="" type="checkbox"/> | 105790-PCS-MS |
| | | | | | for vehicles with standard chassis | <input checked="" type="checkbox"/> | 105818-PCS-MS |
| | | | | | for vehicles with standard chassis | <input type="checkbox"/> | 115259-PCS-MS |
| 1.6 i 16V | 74 | 100 | 08.94-01.98 |   | for vehicles with standard chassis | <input checked="" type="checkbox"/> | 105790-PCS-MS |
| | | | | | for vehicles with standard chassis | <input checked="" type="checkbox"/> | 105818-PCS-MS |
| | | | | | for vehicles with standard chassis | <input type="checkbox"/> | 115259-PCS-MS |
| 1.8 i | 66 | 90 | 09.91-01.98 |   | for vehicles with standard chassis | <input checked="" type="checkbox"/> | 105790-PCS-MS |
| | | | | | for vehicles with standard chassis | <input checked="" type="checkbox"/> | 105818-PCS-MS |
| | | | | | for vehicles with standard chassis | <input type="checkbox"/> | 115259-PCS-MS |
| 1.8 i 16V | 85 | 116 | 09.94-01.98 |   | for vehicles with standard chassis | <input checked="" type="checkbox"/> | 105790-PCS-MS |
| | | | | | for vehicles with standard chassis | <input checked="" type="checkbox"/> | 105818-PCS-MS |
| | | | | | for vehicles with standard chassis | <input type="checkbox"/> | 115259-PCS-MS |
| 1.8 i 16V | 92 | 125 | 06.93-08.94 |   | for vehicles with standard chassis | <input checked="" type="checkbox"/> | 105790-PCS-MS |
| | | | | | for vehicles with standard chassis | <input checked="" type="checkbox"/> | 105818-PCS-MS |
| | | | | | for vehicles with standard chassis | <input type="checkbox"/> | 115259-PCS-MS |
| 2.0 i | 85 | 115 | 09.91-01.98 |   | for vehicles with standard chassis | <input checked="" type="checkbox"/> | 105790-PCS-MS |
| | | | | | for vehicles with standard chassis | <input checked="" type="checkbox"/> | 105818-PCS-MS |
| | | | | | for vehicles with standard chassis | <input type="checkbox"/> | 115259-PCS-MS |
| 2.0 i 16V | 100 | 136 | 02.95-01.98 |   | for vehicles with standard chassis | <input checked="" type="checkbox"/> | 105790-PCS-MS |
| | | | | | for vehicles with standard chassis | <input checked="" type="checkbox"/> | 105818-PCS-MS |
| | | | | | for vehicles with standard chassis | <input type="checkbox"/> | 115259-PCS-MS |
| 1.7 D | 42 | 57 | 12.91-09.92 |   | for vehicles with standard chassis | <input checked="" type="checkbox"/> | 105790-PCS-MS |
| | | | | | for vehicles with standard chassis | <input checked="" type="checkbox"/> | 105818-PCS-MS |
| | | | | | for vehicles with standard chassis | <input type="checkbox"/> | 115259-PCS-MS |
| 1.7 D | 44 | 60 | 07.92-01.98 |   | for vehicles with standard chassis | <input checked="" type="checkbox"/> | 105790-PCS-MS |
| | | | | | for vehicles with standard chassis | <input checked="" type="checkbox"/> | 105818-PCS-MS |
| | | | | | for vehicles with standard chassis | <input type="checkbox"/> | 115259-PCS-MS |
| 1.7 TD | 50 | 68 | 11.94-01.98 |   | for vehicles with standard chassis | <input checked="" type="checkbox"/> | 105790-PCS-MS |
| | | | | | for vehicles with standard chassis | <input checked="" type="checkbox"/> | 105818-PCS-MS |
| | | | | | for vehicles with standard chassis | <input type="checkbox"/> | 115259-PCS-MS |
| 1.7 TDS | 60 | 82 | 12.91-01.98 |    | for vehicles with standard chassis | <input checked="" type="checkbox"/> | 105790-PCS-MS |
| | | | | | for vehicles with standard chassis | <input checked="" type="checkbox"/> | 105818-PCS-MS |
| | | | | | for vehicles with standard chassis | <input type="checkbox"/> | 115259-PCS-MS |

OPEL

ASTRA F (56, 57)













| | | | | | | | |
|-----------|----|----|-------------|--|--|--------------------------|---|
| 1.4 i | 44 | 60 | 09.91-09.98 |   | for vehicles with standard chassis for vehicles with standard chassis | <input type="checkbox"/> | <ul style="list-style-type: none"> ■ 105790-PCS-MS ■ 105818-PCS-MS ■ 115259-PCS-MS |
| 1.4 | 55 | 75 | 09.91-09.93 |   | for vehicles with standard chassis for vehicles with standard chassis | <input type="checkbox"/> | <ul style="list-style-type: none"> ■ 105790-PCS-MS ■ 105818-PCS-MS ■ 115259-PCS-MS |
| 1.4 Si | 60 | 82 | 03.92-09.98 |   | for vehicles with standard chassis for vehicles with standard chassis | <input type="checkbox"/> | <ul style="list-style-type: none"> ■ 105790-PCS-MS ■ 105818-PCS-MS ■ 115259-PCS-MS |
| 1.4 | 60 | 82 | 09.92-09.98 |   | for vehicles with standard chassis for vehicles with standard chassis | <input type="checkbox"/> | <ul style="list-style-type: none"> ■ 105790-PCS-MS ■ 105818-PCS-MS ■ 115259-PCS-MS |
| 1.4 i 16V | 66 | 90 | 02.96-09.98 |   | for vehicles with standard chassis for vehicles with standard chassis | <input type="checkbox"/> | <ul style="list-style-type: none"> ■ 105790-PCS-MS ■ 105818-PCS-MS ■ 115259-PCS-MS |
| 1.6 i | 52 | 71 | 05.93-07.96 |   | for vehicles with standard chassis for vehicles with standard chassis | <input type="checkbox"/> | <ul style="list-style-type: none"> ■ 105790-PCS-MS ■ 105818-PCS-MS ■ 115259-PCS-MS |
| 1.6 i | 55 | 75 | 03.92-08.94 |   | for vehicles with standard chassis for vehicles with standard chassis | <input type="checkbox"/> | <ul style="list-style-type: none"> ■ 105790-PCS-MS ■ 105818-PCS-MS ■ 115259-PCS-MS |
| 1.6 i | 55 | 75 | 08.96-09.98 |    | for vehicles with standard chassis for vehicles with standard chassis for vehicles with standard chassis | <input type="checkbox"/> | <ul style="list-style-type: none"> ■ 105790-PCS-MS ■ 105818-PCS-MS ■ 115259-PCS-MS |

ASTRA F (56, 57)





















| | | | | | | | |
|-----------|-----|-----|-------------|---|--|--------------------------|---|
| 1.6 | 55 | 75 | 09.95-09.98 |   | for vehicles with standard chassis for vehicles with standard chassis | <input type="checkbox"/> | <ul style="list-style-type: none"> ■ 105790-PCS-MS ■ 105818-PCS-MS ■ 115259-PCS-MS |
| 1.6 Si | 74 | 100 | 05.92-12.94 |   | for vehicles with standard chassis for vehicles with standard chassis | <input type="checkbox"/> | <ul style="list-style-type: none"> ■ 105790-PCS-MS ■ 105818-PCS-MS ■ 115259-PCS-MS |
| 1.6 i 16V | 74 | 100 | 08.94-09.98 |    | for vehicles with standard chassis for vehicles with standard chassis for vehicles with standard chassis | <input type="checkbox"/> | <ul style="list-style-type: none"> ■ 105790-PCS-MS ■ 105818-PCS-MS ■ 115259-PCS-MS |
| 1.8 i | 66 | 90 | 03.92-09.98 |   | for vehicles with standard chassis for vehicles with standard chassis | <input type="checkbox"/> | <ul style="list-style-type: none"> ■ 105790-PCS-MS ■ 105818-PCS-MS ■ 115259-PCS-MS |
| 1.8 i 16V | 85 | 116 | 11.94-09.98 |   | for vehicles with standard chassis for vehicles with standard chassis | <input type="checkbox"/> | <ul style="list-style-type: none"> ■ 105790-PCS-MS ■ 105818-PCS-MS ■ 115259-PCS-MS |
| 1.8 i 16V | 92 | 125 | 06.93-10.94 |    | for vehicles with standard chassis for vehicles with standard chassis for vehicles with standard chassis | <input type="checkbox"/> | <ul style="list-style-type: none"> ■ 105790-PCS-MS ■ 105818-PCS-MS ■ 115259-PCS-MS |
| 2.0 i | 85 | 115 | 03.92-09.98 |   | for vehicles with standard chassis for vehicles with standard chassis | <input type="checkbox"/> | <ul style="list-style-type: none"> ■ 105790-PCS-MS ■ 105818-PCS-MS ■ 115259-PCS-MS |
| 2.0 i 16V | 100 | 136 | 02.95-09.98 |    | for vehicles with standard chassis for vehicles with standard chassis for vehicles with standard chassis | <input type="checkbox"/> | <ul style="list-style-type: none"> ■ 105790-PCS-MS ■ 105818-PCS-MS ■ 115259-PCS-MS |
| 1.7 D | 42 | 57 | 03.92-09.92 |    | for vehicles with standard chassis for vehicles with standard chassis for vehicles with standard chassis | <input type="checkbox"/> | <ul style="list-style-type: none"> ■ 105790-PCS-MS ■ 105818-PCS-MS ■ 115259-PCS-MS |
| 1.7 D | 44 | 60 | 07.92-09.98 |    | for vehicles with standard chassis for vehicles with standard chassis for vehicles with standard chassis | <input type="checkbox"/> | <ul style="list-style-type: none"> ■ 105790-PCS-MS ■ 105818-PCS-MS ■ 115259-PCS-MS |
| 1.7 TD | 50 | 68 | 11.94-09.98 |  | for vehicles with standard chassis for vehicles with standard chassis | <input type="checkbox"/> | <ul style="list-style-type: none"> ■ 105790-PCS-MS ■ 105818-PCS-MS ■ 115259-PCS-MS |
| 1.7 TDS | 60 | 82 | 03.92-09.98 | | for vehicles with standard chassis for vehicles with standard chassis for vehicles with standard chassis | <input type="checkbox"/> | <ul style="list-style-type: none"> ■ 105790-PCS-MS ■ 105818-PCS-MS ■ 115259-PCS-MS |

OPEL

ASTRA F Convertible (53B)









| | | | | | | | |
|-----------|----|-----|-------------|--|------------------------------------|-------------------------------------|--------------------------------|
| 1.4 Si | 60 | 82 | 05.93-03.01 |   | for vehicles with standard chassis | <input checked="" type="checkbox"/> | 105818-PCS-MS 115259-PCS-MS |
| 1.4 i 16V | 66 | 90 | 01.96-03.01 |   | for vehicles with standard chassis | <input type="checkbox"/> | 105818-PCS-MS 115259-PCS-MS |
| 1.6 i | 52 | 71 | 03.93-08.96 |   | for vehicles with standard chassis | <input type="checkbox"/> | 105818-PCS-MS 115259-PCS-MS |
| 1.6 i | 50 | 75 | 01.96-03.01 |   | for vehicles with standard chassis | <input type="checkbox"/> | 105818-PCS-MS 115259-PCS-MS |
| 1.8 i 16V | 85 | 116 | 11.94-03.01 |   | for vehicles with standard chassis | <input type="checkbox"/> | 105818-PCS-MS 115259-PCS-MS |
| 2.0 i | 85 | 115 | 03.93-10.94 |   | for vehicles with standard chassis | <input type="checkbox"/> | 105818-PCS-MS 115259-PCS-MS |

ASTRA F Estate (51, 52)





















| | | | | | | | |
|-----------|-----|-----|-------------|---|---|-------------------------------------|--------------------------------|
| 1.4 i | 44 | 60 | 09.91-01.98 |  | For vehicles without ride height adjustment for vehicles with standard chassis | <input checked="" type="checkbox"/> | 105719-PCS-MS 115259-PCS-MS |
| 1.4 | 55 | 75 | 09.91-09.93 |  | For vehicles without ride height adjustment for vehicles with standard chassis | <input type="checkbox"/> | 105719-PCS-MS 115259-PCS-MS |
| 1.4 Si | 60 | 82 | 03.92-01.98 |  | For vehicles without ride height adjustment for vehicles with standard chassis | <input type="checkbox"/> | 105719-PCS-MS 115259-PCS-MS |
| 1.4 | 60 | 82 | 09.92-01.98 |  | For vehicles without ride height adjustment for vehicles with standard chassis | <input type="checkbox"/> | 105719-PCS-MS 115259-PCS-MS |
| 1.4 i 16V | 66 | 90 | 02.96-01.98 |  | For vehicles without ride height adjustment for vehicles with standard chassis | <input type="checkbox"/> | 105719-PCS-MS 115259-PCS-MS |
| 1.6 i | 52 | 71 | 05.93-07.96 |  | For vehicles without ride height adjustment for vehicles with standard chassis | <input type="checkbox"/> | 105719-PCS-MS 115259-PCS-MS |
| 1.6 i | 55 | 75 | 09.91-01.98 |  | For vehicles without ride height adjustment for vehicles with standard chassis | <input type="checkbox"/> | 105719-PCS-MS 115259-PCS-MS |
| 1.6 | 55 | 75 | 09.95-01.98 |  | For vehicles without ride height adjustment for vehicles with standard chassis | <input type="checkbox"/> | 105719-PCS-MS 115259-PCS-MS |
| 1.6 Si | 74 | 100 | 03.92-12.94 |  | For vehicles without ride height adjustment for vehicles with standard chassis | <input type="checkbox"/> | 105719-PCS-MS 115259-PCS-MS |
| 1.6 i 16V | 74 | 100 | 08.94-01.98 |  | For vehicles without ride height adjustment for vehicles with standard chassis | <input type="checkbox"/> | 105719-PCS-MS 115259-PCS-MS |
| 1.8 i | 66 | 90 | 09.91-01.98 |  | For vehicles without ride height adjustment for vehicles with standard chassis | <input type="checkbox"/> | 105719-PCS-MS 115259-PCS-MS |
| 1.8 i 16V | 85 | 116 | 07.94-01.98 |  | For vehicles without ride height adjustment for vehicles with standard chassis | <input type="checkbox"/> | 105719-PCS-MS 115259-PCS-MS |
| 1.8 i 16V | 92 | 125 | 06.93-01.98 |  | For vehicles without ride height adjustment for vehicles with standard chassis | <input type="checkbox"/> | 105719-PCS-MS 115259-PCS-MS |
| 2.0 i | 85 | 115 | 09.91-07.94 |  | For vehicles without ride height adjustment for vehicles with standard chassis | <input type="checkbox"/> | 105719-PCS-MS 115259-PCS-MS |
| 2.0 i 16V | 100 | 136 | 02.95-01.98 |  | For vehicles without ride height adjustment for vehicles with standard chassis | <input type="checkbox"/> | 105719-PCS-MS 115259-PCS-MS |
| 2.0 i 16V | 110 | 150 | 03.93-01.98 |  | For vehicles without ride height adjustment for vehicles with standard chassis | <input type="checkbox"/> | 105719-PCS-MS 115259-PCS-MS |
| 1.7 D | 42 | 57 | 12.91-09.92 |  | For vehicles without ride height adjustment for vehicles with standard chassis | <input type="checkbox"/> | 105719-PCS-MS 115259-PCS-MS |
| 1.7 D | 44 | 60 | 07.92-01.98 |  | For vehicles without ride height adjustment for vehicles with standard chassis | <input type="checkbox"/> | 105719-PCS-MS 115259-PCS-MS |
| 1.7 TD | 50 | 68 | 11.94-01.98 |  | For vehicles without ride height adjustment for vehicles with standard chassis | <input type="checkbox"/> | 105719-PCS-MS 115259-PCS-MS |
| 1.7 TDS | 60 | 82 | 12.91-01.98 |  | For vehicles without ride height adjustment for vehicles with standard chassis | <input type="checkbox"/> | 105719-PCS-MS 115259-PCS-MS |

OPEL









ASTRA F Van (55)

| | | | | | | | |
|--------|----|----|-------------|---|---|-------------------------------------|---------------|
| 1.4 i | 44 | 60 | 10.91-01.99 |  | For vehicles w/o ride height adjustment, To MY: 12/1998 | <input checked="" type="checkbox"/> | 105719-PCS-MS |
| 1.6 i | 55 | 75 | 10.91-04.93 |  | For vehicles with std chassis, Equipment Var.:ASTRAMAX | <input type="checkbox"/> | 115259-PCS-MS |
| 1.6 i | 52 | 71 | 02.93-07.96 |  | For vehicles without ride height adjustment | <input checked="" type="checkbox"/> | 105719-PCS-MS |
| 1.7 D | 42 | 57 | 12.91-09.92 |  | For vehicles with std chassis, Equipment Var.:ASTRAMAX | <input type="checkbox"/> | 115259-PCS-MS |
| 1.7 D | 44 | 60 | 07.92-01.99 |  | For vehicles without ride height adjustment | <input checked="" type="checkbox"/> | 105719-PCS-MS |
| 1.7 TD | 50 | 68 | 08.94-01.99 |  | For vehicles with std chassis, Equipment Var.:ASTRAMAX | <input type="checkbox"/> | 115259-PCS-MS |
| 1.7 TD | 50 | 68 | 08.94-01.99 |  | For vehicles w/o ride height adjustment, To MY: 12/1998 | <input checked="" type="checkbox"/> | 105719-PCS-MS |
| 1.7 TD | 50 | 68 | 08.94-01.99 |  | For vehicles with std chassis, Equipment Var.:ASTRAMAX | <input type="checkbox"/> | 115259-PCS-MS |






ASTRA F CLASSIC

| | | | | | | | |
|------------------------------|----|-----|-------------|--|---|-------------------------------------|---------------|
| 1.4 i hatchback / saloon | 44 | 60 | 01.98-08.02 |   | Not for equipment vers.: GT, GSI, To MY: 12/1998 | <input checked="" type="checkbox"/> | 105790-PCS-MS |
| 1.6 i hatchback / saloon | 55 | 75 | 01.98-08.02 |   | Not for equipment vers.: GT, GSI, To MY: 12/1998 | <input type="checkbox"/> | 105818-PCS-MS |
| 1.6 i 16V hatchback / saloon | 74 | 101 | 01.98-08.02 |   | Not for equipment vers.: GT, GSI, To MY: 12/1998 | <input checked="" type="checkbox"/> | 115259-PCS-MS |
| 1.4 i estate | 44 | 60 | 01.98-01.05 |   | Not for equipment vers.: GT, GSI, To MY: 12/1998 | <input type="checkbox"/> | 105790-PCS-MS |
| 1.6 i estate | 55 | 75 | 01.98-01.05 |   | Not for equipment vers.: GT, GSI, To MY: 12/1998 | <input checked="" type="checkbox"/> | 105818-PCS-MS |
| 1.6 i 16V estate | 74 | 101 | 01.98-01.05 |   | Not for equipment vers.: GT, GSI, To MY: 12/1998 | <input type="checkbox"/> | 115259-PCS-MS |
| 1.4 Comfort estate | 66 | 90 | 09.03-01.05 |   | For vehicles w/o ride height adjustment, To MY: 12/1998 | <input checked="" type="checkbox"/> | 105719-PCS-MS |
| 1.4 Comfort estate | 66 | 90 | 09.03-01.05 |   | For vehicles w/o ride height adjustment, To MY: 12/1998 | <input type="checkbox"/> | 115259-PCS-MS |
| 1.4 Comfort estate | 66 | 90 | 09.03-01.05 |   | For vehicles w/o ride height adjustment, To MY: 12/1998 | <input checked="" type="checkbox"/> | 105719-PCS-MS |
| 1.4 Comfort estate | 66 | 90 | 09.03-01.05 |   | For vehicles w/o ride height adjustment, To MY: 12/1998 | <input type="checkbox"/> | 115259-PCS-MS |





CALIBRA A (85)

| | | | | | | | |
|-----------------|-----|-----|-------------|---|--|--------------------------|---------------|
| 2.0 i | 85 | 115 | 06.90-07.97 |  | | <input type="checkbox"/> | 115007-PCS-MS |
| 2.0 i 4x4 | 85 | 115 | 06.90-07.97 |  | | <input type="checkbox"/> | 115007-PCS-MS |
| 2.0 i 16V | 100 | 136 | 02.94-07.97 |  | | <input type="checkbox"/> | 115007-PCS-MS |
| 2.0 i 16V 4x4 | 100 | 136 | 02.94-07.97 |  | | <input type="checkbox"/> | 115007-PCS-MS |
| 2.0 i 16V | 110 | 150 | 06.90-02.94 |  | | <input type="checkbox"/> | 115007-PCS-MS |
| 2.0 i 16V 4x4 | 110 | 150 | 06.90-02.94 |  | | <input type="checkbox"/> | 115007-PCS-MS |
| 2.0 i Turbo 4x4 | 150 | 204 | 03.92-07.97 |  | | <input type="checkbox"/> | 115007-PCS-MS |
| 2.5 i V6 | 125 | 170 | 04.93-07.97 |  | | <input type="checkbox"/> | 115007-PCS-MS |



COMBO (71)

| | | | | | | | |
|---------|----|----|-------------|---|--|--------------------------|---------------|
| 1.2 | 33 | 45 | 07.94-10.01 |  | | <input type="checkbox"/> | 110459-PCS-MS |
| 1.4 | 44 | 60 | 07.94-10.01 |  | | <input type="checkbox"/> | 110459-PCS-MS |
| 1.4 | 60 | 82 | 07.94-10.01 |  | | <input type="checkbox"/> | 110459-PCS-MS |
| 1.4 16V | 66 | 90 | 08.99-10.01 |  | | <input type="checkbox"/> | 110459-PCS-MS |
| 1.7 D | 44 | 60 | 07.94-10.01 |  | | <input type="checkbox"/> | 110459-PCS-MS |

CORSA A Box
















| | | | | | | | |
|-------|----|----|-------------|---|--|--------------------------|---------------|
| 1.0 | 33 | 45 | 02.86-04.89 |  | | <input type="checkbox"/> | 110459-PCS-MS |
| 1.2 | 33 | 45 | 02.86-04.89 |  | | <input type="checkbox"/> | 110459-PCS-MS |
| 1.2 | 44 | 54 | 02.86-04.89 |  | | <input type="checkbox"/> | 110459-PCS-MS |
| 1.5 D | 37 | 50 | 06.87-04.89 |  | | <input type="checkbox"/> | 110459-PCS-MS |

CORSA B Box (73)












| | | | | | | | |
|-------|----|----|-------------|---|--|--------------------------|---------------|
| 1.4 i | 44 | 60 | 08.99-09.00 |  | | <input type="checkbox"/> | 110459-PCS-MS |
| 1.7 D | 44 | 60 | 08.99-09.00 |  | | <input type="checkbox"/> | 110459-PCS-MS |

OPEL














CORSA A Hatchback (93, 94, 98, 99)

| | | | | | | | |
|--------|----|----|-------------|---|---------------------------------|--------------------------|---------------|
| 1.0 | 33 | 45 | 09.82-03.93 |  | | <input type="checkbox"/> | 110459-PCS-MS |
| 1.2 | 33 | 45 | 09.82-08.90 |  | From MY: 01/1983 To MY: 02/1993 | <input type="checkbox"/> | 110459-PCS-MS |
| 1.2 i | 33 | 45 | 09.89-03.93 |  | From MY: 01/1983 | <input type="checkbox"/> | 110459-PCS-MS |
| 1.2 N | 38 | 52 | 01.90-03.93 |  | To MY: 02/1993 | <input type="checkbox"/> | 110459-PCS-MS |
| 1.2 S | 40 | 55 | 09.82-02.90 |  | To MY: 02/1993 | <input type="checkbox"/> | 110459-PCS-MS |
| 1.2 | 44 | 60 | 09.82-08.90 |  | From MY: 01/1983 | <input type="checkbox"/> | 110459-PCS-MS |
| 1.3 | 44 | 60 | 09.85-10.89 |  | From MY: 01/1983 | <input type="checkbox"/> | 110459-PCS-MS |
| 1.3 i | 44 | 60 | 09.86-09.90 |  | | <input type="checkbox"/> | 110459-PCS-MS |
| 1.3 S | 51 | 70 | 09.82-10.89 |  | From MY: 01/1983 | <input type="checkbox"/> | 110459-PCS-MS |
| 1.4 i | 40 | 54 | 01.85-03.93 |  | To MY: 02/1993 | <input type="checkbox"/> | 110459-PCS-MS |
| 1.4 i | 44 | 60 | 01.90-03.93 |  | To MY: 02/1993 | <input type="checkbox"/> | 110459-PCS-MS |
| 1.4 S | 53 | 72 | 01.90-03.93 |  | To MY: 02/1993 | <input type="checkbox"/> | 110459-PCS-MS |
| 1.4 Si | 60 | 82 | 09.91-03.93 |  | To MY: 02/1993 | <input type="checkbox"/> | 110459-PCS-MS |
| 1.5 D | 37 | 50 | 09.87-03.93 |  | To MY: 02/1993 | <input type="checkbox"/> | 110459-PCS-MS |
| 1.5 TD | 49 | 67 | 03.88-03.93 |  | To MY: 02/1993 | <input type="checkbox"/> | 110459-PCS-MS |













CORSA A TR (91, 92, 96, 97)

| | | | | | | | |
|--------|----|----|-------------|---|---------------------------------|--------------------------|---------------|
| 1.0 | 33 | 45 | 09.82-09.92 |  | From MY: 01/1983 | <input type="checkbox"/> | 110459-PCS-MS |
| 1.2 N | 33 | 45 | 01.85-10.87 |  | | <input type="checkbox"/> | 110459-PCS-MS |
| 1.2 i | 33 | 45 | 09.89-03.93 |  | To MY: 02/1993 | <input type="checkbox"/> | 110459-PCS-MS |
| 1.2 S | 40 | 55 | 09.82-03.93 |  | From MY: 01/1983 To MY: 02/1993 | <input type="checkbox"/> | 110459-PCS-MS |
| 1.2 S | 43 | 58 | 09.82-10.87 |  | From MY: 01/1983 | <input type="checkbox"/> | 110459-PCS-MS |
| 1.3 | 44 | 60 | 09.85-10.87 |  | | <input type="checkbox"/> | 110459-PCS-MS |
| 1.3 S | 51 | 70 | 09.82-10.87 |  | From MY: 01/1983 | <input type="checkbox"/> | 110459-PCS-MS |
| 1.4 i | 44 | 60 | 10.89-03.93 |  | To MY: 02/1993 | <input type="checkbox"/> | 110459-PCS-MS |
| 1.4 S | 53 | 72 | 09.89-03.93 |  | To MY: 02/1993 | <input type="checkbox"/> | 110459-PCS-MS |
| 1.5 D | 37 | 50 | 10.87-11.92 |  | | <input type="checkbox"/> | 110459-PCS-MS |
| 1.5 TD | 49 | 67 | 10.87-03.93 |  | To MY: 02/1993 | <input type="checkbox"/> | 110459-PCS-MS |

CORSA B (73, 78, 79, F35)























| | | | | | | | |
|-----------|----|-----|-------------|---|--|--------------------------|---------------|
| 1.0 i 12V | 40 | 54 | 11.96-09.00 |  | | <input type="checkbox"/> | 110459-PCS-MS |
| 1.2 i | 33 | 45 | 03.93-09.00 |  | | <input type="checkbox"/> | 110459-PCS-MS |
| 1.2 i | 33 | 45 | 03.93-09.00 |  | | <input type="checkbox"/> | 110459-PCS-MS |
| 1.2 i 16V | 48 | 65 | 03.98-09.00 |  | | <input type="checkbox"/> | 110459-PCS-MS |
| 1.4 i | 44 | 60 | 03.93-09.00 |  | | <input type="checkbox"/> | 110459-PCS-MS |
| 1.4 Si | 60 | 82 | 03.93-09.00 |  | | <input type="checkbox"/> | 110459-PCS-MS |
| 1.4 i 16V | 63 | 86 | 08.97-09.00 |  | | <input type="checkbox"/> | 110459-PCS-MS |
| 1.4 i 16V | 66 | 90 | 09.94-09.00 |  | | <input type="checkbox"/> | 110459-PCS-MS |
| 1.4 i 16V | 74 | 100 | 08.97-09.00 |  | | <input type="checkbox"/> | 110459-PCS-MS |
| 1.4 i 16V | 78 | 106 | 09.94-09.00 |  | | <input type="checkbox"/> | 110459-PCS-MS |
| 1.5 D | 37 | 50 | 03.93-09.00 |  | | <input type="checkbox"/> | 110459-PCS-MS |
| 1.5 TD | 49 | 67 | 03.93-09.00 |  | | <input type="checkbox"/> | 110459-PCS-MS |
| 1.7 D | 44 | 60 | 02.96-09.00 |  | | <input type="checkbox"/> | 110459-PCS-MS |

KADETT D Estate (35, 36, 45, 46)




























| | | | | | | | |
|-------|----|----|-------------|---|------------------------------------|-------------------------------------|---------------|
| 1.2 | 39 | 53 | 08.79-07.82 |  | for vehicles with standard chassis | <input type="checkbox"/> | 105719-PCS-MS |
| | | | |  | for vehicles with standard chassis | <input type="checkbox"/> | 100338-PCS-MS |
| 1.2 S | 44 | 60 | 08.79-08.84 |  | for vehicles with standard chassis | <input checked="" type="checkbox"/> | 105719-PCS-MS |
| | | | |  | for vehicles with standard chassis | <input type="checkbox"/> | 100338-PCS-MS |
| 1.3 N | 44 | 60 | 08.79-08.84 |  | for vehicles with standard chassis | <input checked="" type="checkbox"/> | 105719-PCS-MS |
| | | | |  | for vehicles with standard chassis | <input type="checkbox"/> | 100338-PCS-MS |
| 1.3 S | 55 | 75 | 08.79-08.84 |  | for vehicles with standard chassis | <input checked="" type="checkbox"/> | 105719-PCS-MS |
| | | | |  | for vehicles with standard chassis | <input type="checkbox"/> | 100338-PCS-MS |
| 1.6 S | 66 | 90 | 09.81-08.84 |  | for vehicles with standard chassis | <input checked="" type="checkbox"/> | 105719-PCS-MS |
| | | | |  | for vehicles with standard chassis | <input type="checkbox"/> | 100338-PCS-MS |
| 1.6 D | 40 | 54 | 03.82-08.84 |  | for vehicles with standard chassis | <input checked="" type="checkbox"/> | 105719-PCS-MS |
| | | | |  | for vehicles with standard chassis | <input type="checkbox"/> | 100338-PCS-MS |

OPEL

KADETT D


























































| | | | | | | | |
|-----------------------------|----|-----|-------------|---|------------------------------------|-------------------------------------|---------------|
| 1.2 (31, -34, 41, -44) | 39 | 53 | 08.79-07.82 |  | for vehicles with standard chassis | <input checked="" type="checkbox"/> | 105790-PCS-MS |
| | | | |  | for vehicles with standard chassis | <input checked="" type="checkbox"/> | 105818-PCS-MS |
| | | | |  | for vehicles with standard chassis | <input type="checkbox"/> | 100338-PCS-MS |
| 1.2 (31, -34, 41, -44) | 40 | 55 | 08.82-08.84 |  | for vehicles with standard chassis | <input checked="" type="checkbox"/> | 105790-PCS-MS |
| | | | |  | for vehicles with standard chassis | <input checked="" type="checkbox"/> | 105818-PCS-MS |
| | | | |  | for vehicles with standard chassis | <input type="checkbox"/> | 100338-PCS-MS |
| 1.2 S (31, -34, 41, -44) | 44 | 60 | 08.79-08.84 |  | for vehicles with standard chassis | <input checked="" type="checkbox"/> | 105790-PCS-MS |
| | | | |  | for vehicles with standard chassis | <input checked="" type="checkbox"/> | 105818-PCS-MS |
| | | | |  | for vehicles with standard chassis | <input type="checkbox"/> | 100338-PCS-MS |
| 1.3 N (31, -34, 41, -44) | 44 | 60 | 08.79-08.84 |  | for vehicles with standard chassis | <input checked="" type="checkbox"/> | 105790-PCS-MS |
| | | | |  | for vehicles with standard chassis | <input checked="" type="checkbox"/> | 105818-PCS-MS |
| | | | |  | for vehicles with standard chassis | <input type="checkbox"/> | 100338-PCS-MS |
| 1.3 S (31, -34, 41, -44) | 55 | 75 | 08.79-08.84 |  | for vehicles with standard chassis | <input checked="" type="checkbox"/> | 105790-PCS-MS |
| | | | |  | for vehicles with standard chassis | <input checked="" type="checkbox"/> | 105818-PCS-MS |
| | | | |  | for vehicles with standard chassis | <input type="checkbox"/> | 100338-PCS-MS |
| 1.3 S (32, 37, 39, 42) | 55 | 75 | 08.79-08.84 |  | for vehicles with standard chassis | <input checked="" type="checkbox"/> | 105790-PCS-MS |
| | | | |  | for vehicles with standard chassis | <input checked="" type="checkbox"/> | 105818-PCS-MS |
| | | | |  | for vehicles with standard chassis | <input type="checkbox"/> | 100338-PCS-MS |
| 1.8 GT/E (31, -34, 41, -44) | 85 | 115 | 02.83-08.84 |  | for vehicles with standard chassis | <input checked="" type="checkbox"/> | 105818-PCS-MS |
| | | | |  | for vehicles with standard chassis | <input type="checkbox"/> | 100338-PCS-MS |
| 1.6 D (31, -34, 41, -44) | 40 | 54 | 03.82-08.84 |  | for vehicles with standard chassis | <input type="checkbox"/> | 105818-PCS-MS |
| | | | |  | for vehicles with standard chassis | <input type="checkbox"/> | 100338-PCS-MS |

KADETT E Estate (35, 36, 45, 46)

| | | | | | | | |
|-----------|----|-----|-------------|---|------------------------------------|-------------------------------------|---------------|
| 1.2 | 40 | 55 | 09.84-07.86 |  | for vehicles with standard chassis | <input checked="" type="checkbox"/> | 105719-PCS-MS |
| | | | |  | for vehicles with standard chassis | <input type="checkbox"/> | 100338-PCS-MS |
| 1.3 N | 44 | 60 | 09.84-08.91 |  | for vehicles with standard chassis | <input checked="" type="checkbox"/> | 105719-PCS-MS |
| | | | |  | for vehicles with standard chassis | <input type="checkbox"/> | 100338-PCS-MS |
| 1.3 i CAT | 44 | 60 | 09.85-08.91 |  | for vehicles with standard chassis | <input checked="" type="checkbox"/> | 105719-PCS-MS |
| | | | |  | for vehicles with standard chassis | <input type="checkbox"/> | 100338-PCS-MS |
| 1.3 S | 55 | 75 | 09.84-08.87 |  | for vehicles with standard chassis | <input checked="" type="checkbox"/> | 105719-PCS-MS |
| | | | |  | for vehicles with standard chassis | <input type="checkbox"/> | 100338-PCS-MS |
| 1.4 i | 44 | 60 | 01.90-08.91 |  | for vehicles with standard chassis | <input checked="" type="checkbox"/> | 105719-PCS-MS |
| | | | |  | for vehicles with standard chassis | <input type="checkbox"/> | 100338-PCS-MS |
| 1.4 S | 55 | 75 | 01.90-08.91 |  | for vehicles with standard chassis | <input checked="" type="checkbox"/> | 105719-PCS-MS |
| | | | |  | for vehicles with standard chassis | <input type="checkbox"/> | 100338-PCS-MS |
| 1.6 i | 55 | 75 | 09.86-08.91 |  | for vehicles with standard chassis | <input checked="" type="checkbox"/> | 105719-PCS-MS |
| | | | |  | for vehicles with standard chassis | <input type="checkbox"/> | 100338-PCS-MS |
| 1.6 i CAT | 55 | 75 | 09.86-08.91 |  | for vehicles with standard chassis | <input checked="" type="checkbox"/> | 105719-PCS-MS |
| | | | |  | for vehicles with standard chassis | <input type="checkbox"/> | 100338-PCS-MS |
| 1.6 | 60 | 82 | 09.86-08.91 |  | for vehicles with standard chassis | <input checked="" type="checkbox"/> | 105719-PCS-MS |
| | | | |  | for vehicles with standard chassis | <input type="checkbox"/> | 100338-PCS-MS |
| 1.6 S | 66 | 90 | 09.84-08.86 |  | for vehicles with standard chassis | <input checked="" type="checkbox"/> | 105719-PCS-MS |
| | | | |  | for vehicles with standard chassis | <input type="checkbox"/> | 100338-PCS-MS |
| 1.8 S | 62 | 84 | 09.87-08.91 |  | for vehicles with standard chassis | <input checked="" type="checkbox"/> | 105719-PCS-MS |
| | | | |  | for vehicles with standard chassis | <input type="checkbox"/> | 100338-PCS-MS |
| 1.8 i | 66 | 90 | 06.85-08.91 |  | for vehicles with standard chassis | <input checked="" type="checkbox"/> | 105719-PCS-MS |
| | | | |  | for vehicles with standard chassis | <input type="checkbox"/> | 100338-PCS-MS |
| 1.8 E | 74 | 100 | 10.85-08.86 |  | for vehicles with standard chassis | <input checked="" type="checkbox"/> | 105719-PCS-MS |
| | | | |  | for vehicles with standard chassis | <input type="checkbox"/> | 100338-PCS-MS |
| 1.8 i | 85 | 115 | 09.84-08.86 |  | for vehicles with standard chassis | <input checked="" type="checkbox"/> | 105719-PCS-MS |
| | | | | | for vehicles with standard chassis | <input type="checkbox"/> | 100338-PCS-MS |
| 2.0 i | 85 | 115 | 09.87-08.91 | | for vehicles with standard chassis | <input checked="" type="checkbox"/> | 105719-PCS-MS |
| | | | | | for vehicles with standard chassis | <input type="checkbox"/> | 100338-PCS-MS |
| 2.0 i CAT | 85 | 115 | 09.87-08.91 | | for vehicles with standard chassis | <input checked="" type="checkbox"/> | 105719-PCS-MS |
| | | | | | for vehicles with standard chassis | <input type="checkbox"/> | 100338-PCS-MS |
| 1.5 TD | 53 | 72 | 07.88-08.91 | | for vehicles with standard chassis | <input checked="" type="checkbox"/> | 105719-PCS-MS |
| | | | | | for vehicles with standard chassis | <input type="checkbox"/> | 100338-PCS-MS |
| 1.6 D | 40 | 54 | 09.84-01.89 | | for vehicles with standard chassis | <input checked="" type="checkbox"/> | 105719-PCS-MS |
| | | | | | for vehicles with standard chassis | <input type="checkbox"/> | 100338-PCS-MS |
| 1.7 D | 42 | 57 | 02.89-08.91 | | for vehicles with standard chassis | <input checked="" type="checkbox"/> | 105719-PCS-MS |
| | | | | | for vehicles with standard chassis | <input type="checkbox"/> | 100338-PCS-MS |





























OPEL

KADETT E Hatchback (33, 34, 43, 44)








| | | | | | | | |
|-----------|----|-----|-------------|--|--|-------------------------------------|--|
| 1.2 | 40 | 55 | 09.84-07.86 |     | for vehicles with standard chassis with standard chassis, From Ch.No.:J2791968, J5273428 | <input checked="" type="checkbox"/> | 105719-PCS-MS 105818-PCS-MS 100338-PCS-MS |
| 1.3 N | 44 | 60 | 09.84-08.91 |     | for vehicles with standard chassis with standard chassis, From Ch.No.:J2791968, J5273428 | <input type="checkbox"/> | 105790-PCS-MS 105719-PCS-MS 105818-PCS-MS 100338-PCS-MS |
| 1.3 i CAT | 44 | 60 | 09.85-08.91 |     | for vehicles with standard chassis with standard chassis, From Ch.No.:J2791968, J5273428 | <input type="checkbox"/> | 105790-PCS-MS 105719-PCS-MS 105818-PCS-MS 100338-PCS-MS |
| 1.3 S | 55 | 75 | 09.84-08.87 |     | for vehicles with standard chassis with standard chassis, From Ch.No.:J2791968, J5273428 | <input type="checkbox"/> | 105790-PCS-MS 105719-PCS-MS 105818-PCS-MS 100338-PCS-MS |
| 1.4 i | 44 | 60 | 01.90-08.91 |     | for vehicles with standard chassis with standard chassis, From Ch.No.:J2791968, J5273428 | <input type="checkbox"/> | 105790-PCS-MS 105719-PCS-MS 105818-PCS-MS 100338-PCS-MS |
| 1.4 S | 55 | 75 | 01.90-08.91 |     | for vehicles with standard chassis with standard chassis, From Ch.No.:J2791968, J5273428 | <input type="checkbox"/> | 105790-PCS-MS 105719-PCS-MS 105818-PCS-MS 100338-PCS-MS |
| 1.4 S | 60 | 82 | 09.89-08.91 |     | for vehicles with standard chassis with standard chassis, From Ch.No.:J2791968, J5273428 | <input type="checkbox"/> | 105790-PCS-MS 105719-PCS-MS 105818-PCS-MS 100338-PCS-MS |
| 1.6 i | 55 | 75 | 09.86-08.91 |     | for vehicles with standard chassis with standard chassis, From Ch.No.:J2791968, J5273428 | <input type="checkbox"/> | 105790-PCS-MS 105719-PCS-MS 105818-PCS-MS 100338-PCS-MS |
| 1.6 i CAT | 55 | 75 | 09.86-08.91 |     | for vehicles with standard chassis with standard chassis, From Ch.No.:J2791968, J5273428 | <input type="checkbox"/> | 105790-PCS-MS 105719-PCS-MS 105818-PCS-MS 100338-PCS-MS |
| 1.6 S | 60 | 82 | 09.86-08.91 |     | for vehicles with standard chassis with standard chassis, From Ch.No.:J2791968, J5273428 | <input type="checkbox"/> | 105790-PCS-MS 105719-PCS-MS 105818-PCS-MS 100338-PCS-MS |
| 1.6 S | 66 | 90 | 09.84-08.86 |     | for vehicles with standard chassis with standard chassis, From Ch.No.:J2791968, J5273428 | <input type="checkbox"/> | 105790-PCS-MS 105719-PCS-MS 105818-PCS-MS 100338-PCS-MS |
| 1.8 S | 62 | 84 | 09.87-08.91 |     | for vehicles with standard chassis with standard chassis, From Ch.No.:J2791968, J5273428 | <input type="checkbox"/> | 105790-PCS-MS 105719-PCS-MS 105818-PCS-MS 100338-PCS-MS |
| 1.8 i | 66 | 90 | 06.85-08.91 |     | for vehicles with standard chassis with standard chassis, From Ch.No.:J2791968, J5273428 | <input type="checkbox"/> | 105790-PCS-MS 105719-PCS-MS 105818-PCS-MS 100338-PCS-MS |
| 1.8 E | 74 | 100 | 10.85-08.86 |     | for vehicles with standard chassis with standard chassis, From Ch.No.:J2791968, J5273428 | <input type="checkbox"/> | 105719-PCS-MS 105818-PCS-MS 100338-PCS-MS |
| 1.8 GSI | 85 | 115 | 09.84-08.86 |  | for vehicles with standard chassis with standard chassis, From Ch.No.:J2791968, J5273428 | <input type="checkbox"/> | 105790-PCS-MS 105719-PCS-MS 105818-PCS-MS 100338-PCS-MS |

OPEL










KADETT E Hatchback (33, 34, 43, 44)

| | | | | | | | |
|-----------------|-----|-----|-------------|--|---|-------------------------------------|---|
| 2.0 GSI | 85 | 115 | 09.86-08.91 |    | for vehicles with standard chassis with standard chassis, From Ch.No.:J2791968, J5273428 | <input checked="" type="checkbox"/> | 105719-PCS-MS 105818-PCS-MS 100338-PCS-MS |
| 2.0 GSI CAT | 85 | 115 | 09.86-08.91 |    | for vehicles with standard chassis with standard chassis, From Ch.No.:J2791968, J5273428 | <input type="checkbox"/> | 105790-PCS-MS 105719-PCS-MS 105818-PCS-MS 100338-PCS-MS |
| 2.0 GSI | 95 | 129 | 09.86-08.91 |    | for vehicles with standard chassis with standard chassis, From Ch.No.:J2791968, J5273428 | <input type="checkbox"/> | 105790-PCS-MS 105719-PCS-MS 105818-PCS-MS 100338-PCS-MS |
| 2.0 GSI 16V | 110 | 150 | 03.88-08.91 |    | for vehicles with standard chassis with standard chassis, From Ch.No.:J2791968, J5273428 | <input type="checkbox"/> | 105790-PCS-MS 105719-PCS-MS 105818-PCS-MS 100338-PCS-MS |
| 2.0 GSI 16V CAT | 110 | 150 | 03.88-08.91 |    | for vehicles with standard chassis with standard chassis, From Ch.No.:J2791968, J5273428 | <input type="checkbox"/> | 105790-PCS-MS 105719-PCS-MS 105818-PCS-MS 100338-PCS-MS |
| 2.0 GSI 16V | 115 | 156 | 12.87-08.91 |    | for vehicles with standard chassis with standard chassis, From Ch.No.:J2791968, J5273428 | <input type="checkbox"/> | 105790-PCS-MS 105719-PCS-MS 105818-PCS-MS 100338-PCS-MS |
| 1.5 TD | 53 | 72 | 07.88-08.91 |    | for vehicles with standard chassis with standard chassis, From Ch.No.:J2791968, J5273428 | <input type="checkbox"/> | 105790-PCS-MS 105719-PCS-MS 105818-PCS-MS 100338-PCS-MS |
| 1.6 D | 40 | 54 | 09.84-01.89 |    | for vehicles with standard chassis with standard chassis, From Ch.No.:J2791968, J5273428 | <input type="checkbox"/> | 105790-PCS-MS 105719-PCS-MS 105818-PCS-MS 100338-PCS-MS |
| 1.7 D | 42 | 57 | 02.89-08.91 |     | for vehicles with standard chassis with standard chassis, From Ch.No.:J2791968, J5273428 | <input type="checkbox"/> | 105790-PCS-MS 105719-PCS-MS 105818-PCS-MS 100338-PCS-MS 105790-PCS-MS |

KADETT E Box (37, 47)












































| | | | | | | | |
|-------|----|----|-------------|---|------------------------------------|--------------------------|---------------|
| 1.2 | 40 | 55 | 09.84-07.86 |  | for vehicles with standard chassis | <input type="checkbox"/> | 100338-PCS-MS |
| 1.3 N | 44 | 60 | 09.84-07.89 |  | for vehicles with standard chassis | <input type="checkbox"/> | 100338-PCS-MS |
| 1.4 i | 44 | 60 | 01.90-08.91 |  | for vehicles with standard chassis | <input type="checkbox"/> | 100338-PCS-MS |
| 1.6 i | 55 | 75 | 08.89-09.93 |  | for vehicles with standard chassis | <input type="checkbox"/> | 100338-PCS-MS |
| 1.8 i | 66 | 90 | 08.84-09.92 |  | for vehicles with standard chassis | <input type="checkbox"/> | 100338-PCS-MS |
| 1.6 D | 40 | 54 | 08.84-08.88 |  | for vehicles with standard chassis | <input type="checkbox"/> | 100338-PCS-MS |
| 1.7 D | 42 | 57 | 08.88-09.92 |  | for vehicles with standard chassis | <input type="checkbox"/> | 100338-PCS-MS |

KADETT E Combo (38, 48)

| | | | | | | | |
|-------|----|----|-------------|---|------------------------------------|--------------------------|---------------|
| 1.3 N | 44 | 60 | 01.86-12.89 |  | for vehicles with standard chassis | <input type="checkbox"/> | 100338-PCS-MS |
| 1.3 S | 55 | 75 | 01.86-12.89 |  | for vehicles with standard chassis | <input type="checkbox"/> | 100338-PCS-MS |
| 1.4 i | 44 | 60 | 08.91-07.94 |  | for vehicles with standard chassis | <input type="checkbox"/> | 100338-PCS-MS |
| 1.4 S | 55 | 75 | 07.89-08.91 |  | for vehicles with standard chassis | <input type="checkbox"/> | 100338-PCS-MS |
| 1.6 i | 55 | 75 | 08.91-07.94 |  | for vehicles with standard chassis | <input type="checkbox"/> | 100338-PCS-MS |
| 1.6 | 60 | 82 | 09.86-12.91 |  | for vehicles with standard chassis | <input type="checkbox"/> | 100338-PCS-MS |
| 1.6 D | 40 | 54 | 01.86-12.89 |  | for vehicles with standard chassis | <input type="checkbox"/> | 100338-PCS-MS |
| 1.7 D | 42 | 57 | 01.89-07.94 |  | for vehicles with standard chassis | <input type="checkbox"/> | 100338-PCS-MS |
| 1.7 D | 44 | 60 | 07.92-07.94 |  | for vehicles with standard chassis | <input type="checkbox"/> | 100338-PCS-MS |




















OPEL

KADETT E (39, 49)






















| | | | | | | | |
|-----------|----|-----|-------------|---|---|-------------------------------------|---|
| 1.2 | 40 | 55 | 09.84-07.86 |    | for vehicles with standard chassis with standard chassis, From Ch.No.:J2791968, J5273428 | <input checked="" type="checkbox"/> | 105719-PCS-MS 105818-PCS-MS 100338-PCS-MS |
| 1.3 N | 44 | 60 | 09.84-08.89 |     | for vehicles with standard chassis with standard chassis, From Ch.No.:J2791968, J5273428 for vehicles with standard chassis with standard chassis, From Ch.No.:J2791968, J5273428 | <input type="checkbox"/> | 105790-PCS-MS 105719-PCS-MS 105818-PCS-MS 100338-PCS-MS |
| 1.3 i CAT | 44 | 60 | 09.85-08.91 |     | with standard chassis, From Ch.No.:J2791968, J5273428 for vehicles with standard chassis with standard chassis, From Ch.No.:J2791968, J5273428 | <input type="checkbox"/> | 105790-PCS-MS 105719-PCS-MS 105818-PCS-MS 100338-PCS-MS |
| 1.3 S | 55 | 75 | 09.84-08.87 |     | with standard chassis, From Ch.No.:J2791968, J5273428 for vehicles with standard chassis with standard chassis, From Ch.No.:J2791968, J5273428 | <input type="checkbox"/> | 105790-PCS-MS 105719-PCS-MS 105818-PCS-MS 100338-PCS-MS |
| 1.4 i | 44 | 60 | 01.90-08.91 |     | with standard chassis, From Ch.No.:J2791968, J5273428 for vehicles with standard chassis with standard chassis, From Ch.No.:J2791968, J5273428 | <input type="checkbox"/> | 105790-PCS-MS 105719-PCS-MS 105818-PCS-MS 100338-PCS-MS |
| 1.4 S | 55 | 75 | 01.90-08.91 |     | for vehicles with standard chassis with standard chassis, From Ch.No.:J2791968, J5273428 with standard chassis, From Ch.No.:J2791968, J5273428 | <input type="checkbox"/> | 105719-PCS-MS 105818-PCS-MS 100338-PCS-MS |
| 1.6 i | 55 | 75 | 09.86-08.91 |     | with standard chassis, From Ch.No.:J2791968, J5273428 for vehicles with standard chassis with standard chassis, From Ch.No.:J2791968, J5273428 | <input type="checkbox"/> | 105790-PCS-MS 105719-PCS-MS 105818-PCS-MS 100338-PCS-MS |
| 1.6 S | 60 | 82 | 09.86-08.91 |     | with standard chassis, From Ch.No.:J2791968, J5273428 for vehicles with standard chassis with standard chassis, From Ch.No.:J2791968, J5273428 | <input type="checkbox"/> | 105790-PCS-MS 105719-PCS-MS 105818-PCS-MS 100338-PCS-MS |
| 1.6 S | 66 | 90 | 09.84-08.86 |     | for vehicles with standard chassis with standard chassis, From Ch.No.:J2791968, J5273428 with standard chassis, From Ch.No.:J2791968, J5273428 | <input type="checkbox"/> | 105790-PCS-MS 105719-PCS-MS 105818-PCS-MS 100338-PCS-MS |
| 1.8 S | 62 | 84 | 09.87-08.91 |     | with standard chassis, From Ch.No.:J2791968, J5273428 for vehicles with standard chassis with standard chassis, From Ch.No.:J2791968, J5273428 | <input type="checkbox"/> | 105790-PCS-MS 105719-PCS-MS 105818-PCS-MS 100338-PCS-MS |
| 1.8 i | 66 | 90 | 09.90-08.91 |     | for vehicles with standard chassis with standard chassis, From Ch.No.:J2791968, J5273428 with standard chassis, From Ch.No.:J2791968, J5273428 | <input type="checkbox"/> | 105790-PCS-MS 105719-PCS-MS 105818-PCS-MS 100338-PCS-MS |
| 1.8 i | 74 | 100 | 10.85-08.86 | | with standard chassis, From Ch.No.:J2791968, J5273428 for vehicles with standard chassis with standard chassis, From Ch.No.:J2791968, J5273428 | <input type="checkbox"/> | 105790-PCS-MS 105719-PCS-MS 105818-PCS-MS 100338-PCS-MS |
| 1.8 | 84 | 114 | 09.87-08.90 | | with standard chassis, From Ch.No.:J2791968, J5273428 for vehicles with standard chassis with standard chassis, From Ch.No.:J2791968, J5273428 for vehicles with standard chassis with standard chassis, From Ch.No.:J2791968, J5273428 | <input type="checkbox"/> | 105790-PCS-MS 105719-PCS-MS 105818-PCS-MS 100338-PCS-MS 105790-PCS-MS |

OPEL

KADETT E (39, 49)

| | | | | | | | |
|-----------|----|-----|-------------|--|---|-------------------------------------|---|
| 1.8 i | 85 | 115 | 09.84-08.86 |    | for vehicles with standard chassis with standard chassis, From Ch.No.:J2791968, J5273428 | <input checked="" type="checkbox"/> | 105719-PCS-MS 105818-PCS-MS 100338-PCS-MS |
| 2.0 i | 85 | 115 | 03.87-08.91 |    | for vehicles with standard chassis with standard chassis, From Ch.No.:J2791968, J5273428 | <input type="checkbox"/> | 105790-PCS-MS 105719-PCS-MS 105818-PCS-MS 100338-PCS-MS |
| 2.0 i CAT | 85 | 115 | 03.87-08.91 |    | for vehicles with standard chassis with standard chassis, From Ch.No.:J2791968, J5273428 | <input type="checkbox"/> | 105790-PCS-MS 105719-PCS-MS 105818-PCS-MS 100338-PCS-MS |
| 1.5 TD | 53 | 72 | 07.88-08.91 |    | for vehicles with standard chassis with standard chassis, From Ch.No.:J2791968, J5273428 | <input type="checkbox"/> | 105790-PCS-MS 105719-PCS-MS 105818-PCS-MS 100338-PCS-MS |
| 1.6 D | 40 | 54 | 09.84-01.89 |    | for vehicles with standard chassis with standard chassis, From Ch.No.:J2791968, J5273428 | <input type="checkbox"/> | 105790-PCS-MS 105719-PCS-MS 105818-PCS-MS 100338-PCS-MS |
| 1.7 D | 42 | 57 | 02.89-08.91 |     | for vehicles with standard chassis with standard chassis, From Ch.No.:J2791968, J5273428 | <input type="checkbox"/> | 105790-PCS-MS 105719-PCS-MS 105818-PCS-MS 100338-PCS-MS 105790-PCS-MS |

KADETT E Convertible (43B)

| | | | | | | | |
|-----------|----|-----|-------------|---|---|--------------------------|---|
| 1.3 S | 42 | 57 | 03.87-02.93 |    | for vehicles with standard chassis with standard chassis, From Ch.No.:J2791968, J5273428 | <input type="checkbox"/> | 105719-PCS-MS 105818-PCS-MS 100338-PCS-MS |
| 1.4 i | 55 | 75 | 01.90-08.91 |    | for vehicles with standard chassis with standard chassis, From Ch.No.:J2791968, J5273428 | <input type="checkbox"/> | 105790-PCS-MS 105719-PCS-MS 105818-PCS-MS 100338-PCS-MS |
| 1.6 i | 44 | 60 | 10.86-02.93 |    | for vehicles with standard chassis with standard chassis, From Ch.No.:J2791968, J5273428 | <input type="checkbox"/> | 105790-PCS-MS 105719-PCS-MS 105818-PCS-MS 100338-PCS-MS |
| 1.6 i CAT | 55 | 75 | 10.87-02.93 |    | for vehicles with standard chassis with standard chassis, From Ch.No.:J2791968, J5273428 | <input type="checkbox"/> | 105790-PCS-MS 105719-PCS-MS 105818-PCS-MS 100338-PCS-MS |
| 1.6 i | 55 | 75 | 07.89-02.93 |    | for vehicles with standard chassis with standard chassis, From Ch.No.:J2791968, J5273428 | <input type="checkbox"/> | 105790-PCS-MS 105719-PCS-MS 105818-PCS-MS 100338-PCS-MS |
| 2.0 i | 60 | 82 | 10.86-02.93 |    | for vehicles with standard chassis with standard chassis, From Ch.No.:J2791968, J5273428 | <input type="checkbox"/> | 105790-PCS-MS 105719-PCS-MS 105818-PCS-MS 100338-PCS-MS |
| 2.0 i CAT | 85 | 115 | 10.86-02.93 |    | for vehicles with standard chassis with standard chassis, From Ch.No.:J2791968, J5273428 | <input type="checkbox"/> | 105790-PCS-MS 105719-PCS-MS 105818-PCS-MS 100338-PCS-MS 105790-PCS-MS |

**KW****PS****1**GAS
OIL**INFO****MS****OPEL****VECTRA B Hatchback (38_)**

| | | | | | | | |
|-------------|-----|-----|-------------|-----|------------------------------------|---|---------------|
| 1.6 i | 55 | 75 | 10.95-07.03 | GAS | for vehicles with standard chassis | ■ | 105299-PCS-MS |
| 1.6 i | 55 | 75 | 10.95-07.03 | GAS | for vehicles with standard chassis | ■ | 105299-PCS-MS |
| 1.6 i 16V | 74 | 101 | 10.95-07.02 | GAS | for vehicles with standard chassis | ■ | 105299-PCS-MS |
| 1.8 i 16V | 85 | 116 | 10.95-09.00 | GAS | for vehicles with standard chassis | ■ | 105299-PCS-MS |
| 1.8 i 16V | 92 | 125 | 09.00-07.03 | GAS | for vehicles with standard chassis | ■ | 105299-PCS-MS |
| 2.0 i | 82 | 112 | 10.95-02.02 | GAS | for vehicles with standard chassis | ■ | 105299-PCS-MS |
| 2.0 i 16V | 100 | 136 | 10.95-09.00 | GAS | for vehicles with standard chassis | ■ | 105299-PCS-MS |
| 2.2 i 16V | 108 | 147 | 09.00-07.03 | GAS | for vehicles with standard chassis | ■ | 105299-PCS-MS |
| 2.5 i V6 | 125 | 170 | 10.95-09.00 | GAS | for vehicles with standard chassis | ■ | 105299-PCS-MS |
| 2.6 i V6 | 125 | 170 | 09.00-07.03 | GAS | for vehicles with standard chassis | ■ | 105299-PCS-MS |
| 1.7 TD | 60 | 82 | 10.95-12.98 | GAS | for vehicles with standard chassis | ■ | 105299-PCS-MS |
| 2.0 DI 16V | 60 | 82 | 11.96-06.00 | GAS | for vehicles with standard chassis | ■ | 105299-PCS-MS |
| 2.0 DTI 16V | 74 | 101 | 06.97-07.03 | GAS | for vehicles with standard chassis | ■ | 105299-PCS-MS |
| 2.2 DTI 16V | 92 | 125 | 09.00-07.03 | GAS | for vehicles with standard chassis | ■ | 105299-PCS-MS |

VECTRA B (36_)






























| | | | | | | | |
|-------------|-----|-----|-------------|-----|------------------------------------|---|---------------|
| 1.6 i | 55 | 75 | 10.95-04.02 | GAS | for vehicles with standard chassis | ■ | 105299-PCS-MS |
| 1.6 i | 55 | 75 | 10.95-04.02 | GAS | for vehicles with standard chassis | ■ | 105299-PCS-MS |
| 1.6 i 16V | 74 | 100 | 10.95-04.02 | GAS | for vehicles with standard chassis | ■ | 105299-PCS-MS |
| 1.8 i 16V | 85 | 115 | 10.95-09.00 | GAS | for vehicles with standard chassis | ■ | 105299-PCS-MS |
| 1.8 i 16V | 92 | 125 | 09.00-04.02 | GAS | for vehicles with standard chassis | ■ | 105299-PCS-MS |
| 2.0 i | 82 | 112 | 10.95-04.02 | GAS | for vehicles with standard chassis | ■ | 105299-PCS-MS |
| 2.0 i 16V | 100 | 136 | 10.95-09.00 | GAS | for vehicles with standard chassis | ■ | 105299-PCS-MS |
| 2.2 i 16V | 108 | 147 | 09.00-04.02 | GAS | for vehicles with standard chassis | ■ | 105299-PCS-MS |
| 2.5 i V6 | 125 | 170 | 10.95-09.00 | GAS | for vehicles with standard chassis | ■ | 105299-PCS-MS |
| 2.6 i V6 | 125 | 170 | 09.00-04.02 | GAS | for vehicles with standard chassis | ■ | 105299-PCS-MS |
| i 500 2.5 | 143 | 194 | 05.98-09.00 | GAS | for vehicles with standard chassis | ■ | 105299-PCS-MS |
| 1.7 TD | 60 | 82 | 10.95-12.98 | GAS | for vehicles with standard chassis | ■ | 105299-PCS-MS |
| 2.0 DI 16V | 60 | 82 | 11.96-04.02 | GAS | for vehicles with standard chassis | ■ | 105299-PCS-MS |
| 2.0 DTI 16V | 74 | 101 | 06.97-04.02 | GAS | for vehicles with standard chassis | ■ | 105299-PCS-MS |
| 2.2 DTI 16V | 92 | 125 | 09.00-04.02 | GAS | for vehicles with standard chassis | ■ | 105299-PCS-MS |

VECTRA B Estate (31_)






| | | | | | | | |
|-------------|-----|-----|-------------|-----|------------------------------------|---|---------------|
| 1.6 i | 55 | 75 | 11.96-06.00 | GAS | for vehicles with standard chassis | ■ | 105299-PCS-MS |
| 1.6 i | 55 | 75 | 11.96-06.00 | GAS | for vehicles with standard chassis | ■ | 105299-PCS-MS |
| 1.6 i 16V | 74 | 100 | 11.96-07.02 | GAS | for vehicles with standard chassis | ■ | 105299-PCS-MS |
| 1.8 i 16V | 85 | 115 | 11.96-09.00 | GAS | for vehicles with standard chassis | ■ | 105299-PCS-MS |
| 1.8 i 16V | 92 | 125 | 09.00-07.03 | GAS | for vehicles with standard chassis | ■ | 105299-PCS-MS |
| 2.0 i | 82 | 112 | 11.96-02.02 | GAS | for vehicles with standard chassis | ■ | 105299-PCS-MS |
| 2.0 i 16V | 100 | 136 | 11.96-09.00 | GAS | for vehicles with standard chassis | ■ | 105299-PCS-MS |
| 2.2 i 16V | 108 | 147 | 09.00-07.03 | GAS | for vehicles with standard chassis | ■ | 105299-PCS-MS |
| 2.5 i V6 | 125 | 170 | 11.96-09.00 | GAS | for vehicles with standard chassis | ■ | 105299-PCS-MS |
| 2.6 i V6 | 125 | 170 | 09.00-07.03 | GAS | for vehicles with standard chassis | ■ | 105299-PCS-MS |
| i 500 2.5 | 143 | 194 | 05.98-09.00 | GAS | for vehicles with standard chassis | ■ | 105299-PCS-MS |
| 2.0 DI 16V | 60 | 82 | 11.96-06.00 | GAS | for vehicles with standard chassis | ■ | 105299-PCS-MS |
| 2.0 DTI 16V | 74 | 101 | 06.97-07.03 | GAS | for vehicles with standard chassis | ■ | 105299-PCS-MS |
| 2.2 DTI 16V | 92 | 125 | 09.00-07.03 | GAS | for vehicles with standard chassis | ■ | 105299-PCS-MS |

OPEL

VECTRA A Hatchback (88, 89)
































| | | | | | | | |
|---------------|-----|-----|-------------|---|--|-------------------------------------|---|
| 1.4 S | 55 | 75 | 04.88-06.92 |   | For vehicles w/o ride height adjustment For vehicles w/o ride height adjustment | <input checked="" type="checkbox"/> | 105790-PCS-MS 105818-PCS-MS |
| 1.6 i | 52 | 71 | 09.93-11.95 |   | For vehicles w/o ride height adjustment For vehicles w/o ride height adjustment | <input type="checkbox"/> | 115007-PCS-MS 105790-PCS-MS 105818-PCS-MS |
| 1.6 i CAT | 55 | 75 | 09.93-11.95 |   | For vehicles w/o ride height adjustment For vehicles w/o ride height adjustment | <input type="checkbox"/> | 115007-PCS-MS 105790-PCS-MS 105818-PCS-MS |
| 1.6 S | 60 | 82 | 09.88-05.93 |   | For vehicles w/o ride height adjustment For vehicles w/o ride height adjustment | <input type="checkbox"/> | 115007-PCS-MS 105790-PCS-MS 105818-PCS-MS |
| 1.8 S | 65 | 88 | 09.88-07.89 |   | For vehicles w/o ride height adjustment For vehicles w/o ride height adjustment | <input type="checkbox"/> | 115007-PCS-MS 105790-PCS-MS 105818-PCS-MS |
| 1.8 i | 66 | 90 | 09.88-10.90 |   | For vehicles w/o ride height adjustment For vehicles w/o ride height adjustment | <input type="checkbox"/> | 115007-PCS-MS 105790-PCS-MS 105818-PCS-MS |
| 1.8 i CAT | 66 | 90 | 03.90-11.95 |   | For vehicles w/o ride height adjustment For vehicles w/o ride height adjustment | <input type="checkbox"/> | 115007-PCS-MS 105790-PCS-MS 105818-PCS-MS |
| 2.0 | 74 | 100 | 04.88-09.89 |   | For vehicles w/o ride height adjustment For vehicles w/o ride height adjustment | <input type="checkbox"/> | 115007-PCS-MS 105790-PCS-MS 105818-PCS-MS |
| 2.0 i | 85 | 115 | 09.88-10.90 |   | For vehicles w/o ride height adjustment For vehicles w/o ride height adjustment | <input type="checkbox"/> | 115007-PCS-MS 105790-PCS-MS 105818-PCS-MS |
| 2.0 i CAT | 85 | 116 | 09.88-11.95 |   | For vehicles w/o ride height adjustment For vehicles w/o ride height adjustment | <input type="checkbox"/> | 115007-PCS-MS 105790-PCS-MS 105818-PCS-MS |
| 2.0 i GT | 95 | 129 | 09.88-11.95 |   | For vehicles w/o ride height adjustment For vehicles w/o ride height adjustment | <input type="checkbox"/> | 115007-PCS-MS 105790-PCS-MS 105818-PCS-MS |
| 2.0 i 16V | 100 | 136 | 06.94-11.95 |   | For vehicles w/o ride height adjustment For vehicles w/o ride height adjustment | <input type="checkbox"/> | 115007-PCS-MS 105790-PCS-MS 105818-PCS-MS |
| 2.0 i 16V CAT | 110 | 150 | 02.90-11.95 |   | For vehicles w/o ride height adj. ,From MY: 01/1993 From Ch.No.:P10000001, P50000001, P70000001 | <input type="checkbox"/> | 115007-PCS-MS 105790-PCS-MS 105818-PCS-MS |
| 1.7 D | 42 | 57 | 09.88-09.92 |    | For vehicles w/o ride height adjustment For vehicles w/o ride height adjustment | <input type="checkbox"/> | 115007-PCS-MS 105790-PCS-MS 105818-PCS-MS |

VECTRA A Hatchback (88, 89)














| | | | | | | | |
|-----------|-----|-----|-------------|--|--|--------------------------|---|
| 1.7 D | 44 | 60 | 07.92-11.95 |   | For vehicles w/o ride height adjustment For vehicles w/o ride height adjustment | <input type="checkbox"/> | 105790-PCS-MS 105818-PCS-MS 115007-PCS-MS |
| 1.7 TD | 60 | 82 | 03.90-11.95 |   | For vehicles w/o ride height adjustment For vehicles w/o ride height adjustment | <input type="checkbox"/> | 105790-PCS-MS 105818-PCS-MS 115007-PCS-MS |
| 2.0 i 16V | 110 | 150 | 02.89-10.90 |  | | <input type="checkbox"/> | 115007-PCS-MS |

OPEL

VECTRA A (86, 87)

| | | | | | | | |
|-------------|-----|-----|-------------|---|--|--------------------------|--|
| 1.4 S | 55 | 75 | 09.88-06.92 |   | For vehicles w/o ride height adjustment For vehicles w/o ride height adjustment | <input type="checkbox"/> | <ul style="list-style-type: none"> <input checked="" type="checkbox"/> 105790-PCS-MS <input checked="" type="checkbox"/> 105818-PCS-MS <input type="checkbox"/> 115007-PCS-MS |
| 1.6 i | 52 | 71 | 09.93-11.95 |   | For vehicles w/o ride height adjustment For vehicles w/o ride height adjustment | <input type="checkbox"/> | <ul style="list-style-type: none"> <input checked="" type="checkbox"/> 105790-PCS-MS <input checked="" type="checkbox"/> 105818-PCS-MS <input type="checkbox"/> 115007-PCS-MS |
| 1.6 i | 55 | 75 | 09.88-10.90 |   | For vehicles w/o ride height adjustment For vehicles w/o ride height adjustment | <input type="checkbox"/> | <ul style="list-style-type: none"> <input checked="" type="checkbox"/> 105790-PCS-MS <input checked="" type="checkbox"/> 105818-PCS-MS <input type="checkbox"/> 115007-PCS-MS |
| 1.6 i | 55 | 75 | 09.93-11.95 |   | For vehicles w/o ride height adjustment For vehicles w/o ride height adjustment | <input type="checkbox"/> | <ul style="list-style-type: none"> <input checked="" type="checkbox"/> 105790-PCS-MS <input checked="" type="checkbox"/> 105818-PCS-MS <input type="checkbox"/> 115007-PCS-MS |
| 1.6 i CAT | 55 | 75 | 09.88-11.95 |   | For vehicles w/o ride height adjustment For vehicles w/o ride height adjustment | <input type="checkbox"/> | <ul style="list-style-type: none"> <input checked="" type="checkbox"/> 105790-PCS-MS <input checked="" type="checkbox"/> 105818-PCS-MS <input type="checkbox"/> 115007-PCS-MS |
| 1.6 | 60 | 82 | 09.88-05.93 |   | For vehicles w/o ride height adjustment For vehicles w/o ride height adjustment | <input type="checkbox"/> | <ul style="list-style-type: none"> <input checked="" type="checkbox"/> 105790-PCS-MS <input checked="" type="checkbox"/> 105818-PCS-MS <input type="checkbox"/> 115007-PCS-MS |
| 1.8 S | 65 | 88 | 09.88-07.89 |   | For vehicles w/o ride height adjustment For vehicles w/o ride height adjustment | <input type="checkbox"/> | <ul style="list-style-type: none"> <input checked="" type="checkbox"/> 105790-PCS-MS <input checked="" type="checkbox"/> 105818-PCS-MS <input type="checkbox"/> 115007-PCS-MS |
| 1.8 S | 66 | 90 | 09.89-10.90 |   | For vehicles w/o ride height adjustment For vehicles w/o ride height adjustment | <input type="checkbox"/> | <ul style="list-style-type: none"> <input checked="" type="checkbox"/> 105790-PCS-MS <input checked="" type="checkbox"/> 105818-PCS-MS <input type="checkbox"/> 115007-PCS-MS |
| 1.8 i CAT | 66 | 90 | 03.90-11.95 |   | For vehicles w/o ride height adjustment For vehicles w/o ride height adjustment | <input type="checkbox"/> | <ul style="list-style-type: none"> <input checked="" type="checkbox"/> 105790-PCS-MS <input checked="" type="checkbox"/> 105818-PCS-MS <input type="checkbox"/> 115007-PCS-MS |
| 2.0 | 74 | 100 | 09.88-09.89 |   | For vehicles w/o ride height adjustment For vehicles w/o ride height adjustment | <input type="checkbox"/> | <ul style="list-style-type: none"> <input checked="" type="checkbox"/> 105790-PCS-MS <input checked="" type="checkbox"/> 105818-PCS-MS <input type="checkbox"/> 115007-PCS-MS |
| 2.0 i | 85 | 115 | 09.88-10.90 |   | For vehicles w/o ride height adjustment For vehicles w/o ride height adjustment | <input type="checkbox"/> | <ul style="list-style-type: none"> <input checked="" type="checkbox"/> 105790-PCS-MS <input checked="" type="checkbox"/> 105818-PCS-MS <input type="checkbox"/> 115007-PCS-MS |
| 2.0 i CAT | 85 | 116 | 09.88-11.95 |   | For vehicles w/o ride height adjustment For vehicles w/o ride height adjustment | <input type="checkbox"/> | <ul style="list-style-type: none"> <input checked="" type="checkbox"/> 105790-PCS-MS <input checked="" type="checkbox"/> 105818-PCS-MS <input type="checkbox"/> 115007-PCS-MS |
| 2.0 i | 95 | 129 | 09.88-09.92 |   | For vehicles w/o ride height adjustment For vehicles w/o ride height adjustment | <input type="checkbox"/> | <ul style="list-style-type: none"> <input checked="" type="checkbox"/> 105790-PCS-MS <input checked="" type="checkbox"/> 105818-PCS-MS <input type="checkbox"/> 115007-PCS-MS |
| 2.0 i 16V | 100 | 136 | 06.94-11.95 |   | For vehicles w/o ride height adjustment For vehicles w/o ride height adjustment | <input type="checkbox"/> | <ul style="list-style-type: none"> <input checked="" type="checkbox"/> 105790-PCS-MS <input checked="" type="checkbox"/> 105818-PCS-MS <input type="checkbox"/> 115007-PCS-MS |
| 2000/GT 16V | 110 | 150 | 01.89-06.94 |    | For vehicles w/o ride height adj. ,From MY: 01/1993 From Ch.No.:P10000001, P50000001, P70000001 | <input type="checkbox"/> | <ul style="list-style-type: none"> <input checked="" type="checkbox"/> 105790-PCS-MS <input checked="" type="checkbox"/> 105818-PCS-MS <input type="checkbox"/> 115007-PCS-MS |

















VECTRA A (86, 87)

| | | | | | | | |
|-----------------|-----|-----|-------------|--|--|--------------------------|--|
| 2000/GT 16V CAT | 110 | 150 | 02.90-11.95 |   | For vehicles w/o ride height adj. ,From MY: 01/1993 From Ch.No.:P10000001, P50000001, P70000001 | <input type="checkbox"/> | <ul style="list-style-type: none"> <input checked="" type="checkbox"/> 105790-PCS-MS <input checked="" type="checkbox"/> 105818-PCS-MS <input type="checkbox"/> 115007-PCS-MS |
| 1.7 D | 42 | 57 | 10.88-09.92 |   | For vehicles w/o ride height adjustment For vehicles w/o ride height adjustment | <input type="checkbox"/> | <ul style="list-style-type: none"> <input checked="" type="checkbox"/> 105790-PCS-MS <input checked="" type="checkbox"/> 105818-PCS-MS <input type="checkbox"/> 115007-PCS-MS |
| 1.7 D | 44 | 60 | 07.92-11.95 |   | For vehicles w/o ride height adjustment For vehicles w/o ride height adjustment | <input type="checkbox"/> | <ul style="list-style-type: none"> <input checked="" type="checkbox"/> 105790-PCS-MS <input checked="" type="checkbox"/> 105818-PCS-MS <input type="checkbox"/> 115007-PCS-MS |
| 1.7 TD | 60 | 82 | 03.90-11.95 |   | For vehicles w/o ride height adjustment For vehicles w/o ride height adjustment | <input type="checkbox"/> | <ul style="list-style-type: none"> <input checked="" type="checkbox"/> 105790-PCS-MS <input checked="" type="checkbox"/> 105818-PCS-MS <input type="checkbox"/> 115007-PCS-MS |
| 1.8 S 4x4 | 65 | 88 | 01.89-07.89 |  | | <input type="checkbox"/> | <ul style="list-style-type: none"> <input type="checkbox"/> 115007-PCS-MS |
| 2.0 i 4x4 | 85 | 115 | 01.89-10.90 |  | | <input type="checkbox"/> | <ul style="list-style-type: none"> <input type="checkbox"/> 115007-PCS-MS |
| 2.0 i 4x4 CAT | 85 | 116 | 01.89-11.95 |  | | <input type="checkbox"/> | <ul style="list-style-type: none"> <input type="checkbox"/> 115007-PCS-MS |
| 2.0 i 4x4 | 95 | 129 | 01.89-09.92 |  | | <input type="checkbox"/> | <ul style="list-style-type: none"> <input type="checkbox"/> 115007-PCS-MS |
| 2.0 i 16V 4x4 | 100 | 136 | 06.94-11.95 |  | | <input type="checkbox"/> | <ul style="list-style-type: none"> <input type="checkbox"/> 115007-PCS-MS |
| 2000 16V 4x4 | 110 | 150 | 01.89-10.90 |  | | <input type="checkbox"/> | <ul style="list-style-type: none"> <input type="checkbox"/> 115007-PCS-MS |





| | | | | | | | |
|---|-----------|-----------|---|--|-------------|---|-----------|
|  | KW | PS |  |   | INFO |  | MS |
|---|-----------|-----------|---|--|-------------|---|-----------|

RENAULT

















CLIO I (B/C57, 5/357)

| | | | | | | | |
|--|----|-----|-------------|---|------------------------------------|-------------------------------------|---------------|
| 1.1 | 34 | 46 | 01.91-09.98 |  | for vehicles with standard chassis | <input checked="" type="checkbox"/> | 170871-PCS-MS |
| 1.2 (5/357Y, 5/357K) | 40 | 54 | 01.96-09.98 |  | for vehicles with standard chassis | <input checked="" type="checkbox"/> | 170871-PCS-MS |
| 1.2 (5/357Y, 5/357K) | 43 | 58 | 01.96-09.98 |  | for vehicles with standard chassis | <input checked="" type="checkbox"/> | 170871-PCS-MS |
| 1.2 (B/C57R) | 40 | 54 | 01.91-01.96 |  | for vehicles with standard chassis | <input checked="" type="checkbox"/> | 170871-PCS-MS |
| 1.2 (B/C/S57A, B/C57S, 5/357F, 5/357J, 5/357L, 5/357R) | 43 | 58 | 05.90-09.98 |  | for vehicles with standard chassis | <input checked="" type="checkbox"/> | 170871-PCS-MS |
| 1.2 (B/C/S577) | 40 | 54 | 01.96-12.96 |  | for vehicles with standard chassis | <input checked="" type="checkbox"/> | 170871-PCS-MS |
| 1.4 (B57J, C57J) | 55 | 75 | 01.91-09.98 |  | for vehicles with standard chassis | <input checked="" type="checkbox"/> | 170871-PCS-MS |
| 1.4 (B/C57T, B/C57Y) | 58 | 79 | 01.91-09.98 |  | for vehicles with standard chassis | <input checked="" type="checkbox"/> | 170871-PCS-MS |
| 1.4 | 59 | 80 | 01.91-09.98 |  | for vehicles with standard chassis | <input checked="" type="checkbox"/> | 170871-PCS-MS |
| 1.7 (B/C574) | 68 | 92 | 01.91-12.93 |  | for vehicles with standard chassis | <input checked="" type="checkbox"/> | 170871-PCS-MS |
| 1.8 (B/C57C, B/C57U) | 65 | 88 | 01.91-09.98 |  | for vehicles with standard chassis | <input checked="" type="checkbox"/> | 170871-PCS-MS |
| 1.8 (B/C578) | 66 | 90 | 08.94-09.98 |  | for vehicles with standard chassis | <input checked="" type="checkbox"/> | 170871-PCS-MS |
| 1.8 | 70 | 95 | 01.91-09.98 |  | for vehicles with standard chassis | <input checked="" type="checkbox"/> | 170871-PCS-MS |
| 1.8 Rsi (B/C579) | 80 | 109 | 01.93-08.95 |  | for vehicles with standard chassis | <input checked="" type="checkbox"/> | 170871-PCS-MS |
| 1.9 D | 40 | 54 | 01.97-09.98 |  | for vehicles with standard chassis | <input checked="" type="checkbox"/> | 170871-PCS-MS |
| 1.9 D (B/C/S576, B/C/S57L) | 47 | 64 | 01.91-09.98 |  | for vehicles with standard chassis | <input checked="" type="checkbox"/> | 170871-PCS-MS |














CLIO I Box

| | | | | | | | |
|-------|----|----|-------------|---|------------------------------------|-------------------------------------|---------------|
| 1.1 | 34 | 46 | 01.91-09.98 |  | for vehicles with standard chassis | <input checked="" type="checkbox"/> | 170871-PCS-MS |
| 1.2 | 40 | 54 | 01.91-09.98 |  | for vehicles with standard chassis | <input checked="" type="checkbox"/> | 170871-PCS-MS |
| 1.2 | 44 | 60 | 01.91-09.98 |  | for vehicles with standard chassis | <input checked="" type="checkbox"/> | 170871-PCS-MS |
| 1.9 D | 48 | 65 | 01.91-09.98 |  | for vehicles with standard chassis | <input checked="" type="checkbox"/> | 170871-PCS-MS |

MEGANE I (BA0/1)

| | | | | | | | |
|--|----|-----|-------------|---|---------------------------------------|-------------------------------------|---------------|
| 1.4 Eco (BA0T) | 52 | 71 | 01.96-03.99 |  | w/o sports suspension | <input checked="" type="checkbox"/> | 114670-PCS-MS |
| | | | |  | w/o sports suspension | <input type="checkbox"/> | 200467-PCS-MS |
| 1.4 e (BA0E, BA0V) | 55 | 75 | 01.96- |  | w/o sports suspension, To MY: 09/2002 | <input checked="" type="checkbox"/> | 114670-PCS-MS |
| | | | |  | w/o sports suspension, To MY: 09/2002 | <input type="checkbox"/> | 200467-PCS-MS |
| 1.4 16V (BA0D, BA1H, BA0W, BA10) | 70 | 95 | 03.99- |  | w/o sports suspension, To MY: 09/2002 | <input checked="" type="checkbox"/> | 114670-PCS-MS |
| | | | |  | w/o sports suspension, To MY: 09/2002 | <input type="checkbox"/> | 200467-PCS-MS |
| 1.6 i (BA0L) | 55 | 75 | 01.96-03.99 |  | w/o sports suspension | <input checked="" type="checkbox"/> | 114670-PCS-MS |
| | | | |  | w/o sports suspension | <input type="checkbox"/> | 200467-PCS-MS |
| 1.6 e (BA0F, BA0S) | 66 | 90 | 01.96-03.99 |  | w/o sports suspension | <input checked="" type="checkbox"/> | 114670-PCS-MS |
| | | | |  | w/o sports suspension | <input type="checkbox"/> | 200467-PCS-MS |
| 1.6 16V (BA11, BA04, BA0B, BA1J) | 79 | 107 | 03.99- |  | w/o sports suspension, To MY: 09/2002 | <input checked="" type="checkbox"/> | 114670-PCS-MS |
| | | | |  | w/o sports suspension, To MY: 09/2002 | <input type="checkbox"/> | 200467-PCS-MS |
| 1.8 16V (BA06, BA12, BA1A, BA1M, BA1R) | 85 | 115 | 01.01- |  | w/o sports suspension, To MY: 09/2002 | <input checked="" type="checkbox"/> | 114670-PCS-MS |
| | | | |  | w/o sports suspension, To MY: 09/2002 | <input type="checkbox"/> | 200467-PCS-MS |
| 2.0 i | 80 | 109 | 03.99- |  | w/o sports suspension, To MY: 09/2002 | <input checked="" type="checkbox"/> | 114670-PCS-MS |
| | | | |  | w/o sports suspension, To MY: 09/2002 | <input type="checkbox"/> | 200467-PCS-MS |

















MEGANE I (BA0/1)

| | | | | | | | |
|--------------------------|----|-----|-------------|---|---------------------------------------|-------------------------------------|---------------|
| 2.0 i (BA0G) | 74 | 114 | 01.96- |  | w/o sports suspension, To MY: 09/2002 | <input checked="" type="checkbox"/> | 114670-PCS-MS |
| | | | |  | w/o sports suspension, To MY: 09/2002 | <input type="checkbox"/> | 200467-PCS-MS |
| 1.9 D Eco (B/SA0U, BA0A) | 47 | 64 | 01.96- |  | w/o sports suspension, To MY: 09/2002 | <input checked="" type="checkbox"/> | 114670-PCS-MS |
| | | | |  | w/o sports suspension, To MY: 09/2002 | <input type="checkbox"/> | 200467-PCS-MS |
| 1.9 dTi (BA1U) | 59 | 80 | 02.01- |  | w/o sports suspension, To MY: 09/2002 | <input checked="" type="checkbox"/> | 114670-PCS-MS |
| | | | |  | w/o sports suspension, To MY: 09/2002 | <input type="checkbox"/> | 200467-PCS-MS |
| 1.9 dT (B/SA0K, B/SA0Y) | 66 | 90 | 01.96- |  | w/o sports suspension, To MY: 09/2002 | <input checked="" type="checkbox"/> | 114670-PCS-MS |
| | | | |  | w/o sports suspension, To MY: 09/2002 | <input type="checkbox"/> | 200467-PCS-MS |
| 1.9 TDI | 69 | 94 | 09.96- |  | w/o sports suspension, To MY: 09/2002 | <input checked="" type="checkbox"/> | 114670-PCS-MS |
| | | | |  | w/o sports suspension, To MY: 09/2002 | <input type="checkbox"/> | 200467-PCS-MS |
| 1.9 dTi (BA08, BA0N) | 72 | 98 | 03.97-02.01 |  | w/o sports suspension | <input checked="" type="checkbox"/> | 114670-PCS-MS |
| | | | |  | w/o sports suspension | <input type="checkbox"/> | 200467-PCS-MS |
| 1.9 dCi (BA05, BA1F) | 75 | 102 | 02.01- |  | w/o sports suspension, To MY: 09/2002 | <input checked="" type="checkbox"/> | 114670-PCS-MS |
| | | | | | w/o sports suspension, To MY: 09/2002 | <input type="checkbox"/> | 200467-PCS-MS |







| | | | | | | | |
|---|-----------|-----------|---|---|-------------|---|-----------|
|  | KW | PS |  |  | INFO |  | MS |
|---|-----------|-----------|---|---|-------------|---|-----------|

RENAULT








MEGANE Classic (LA0/1)

| | | | | | | | |
|--|----|-----|-------------|---|---------------------------------------|-------------------------------------|---------------|
| 1.4 (LA0E, LA0V) | 55 | 75 | 09.96- |  | w/o sports suspension, To MY: 09/2002 | <input checked="" type="checkbox"/> | 114670-PCS-MS |
| 1.4 16V (LA0D, LA1H, IA0W, LA10) | 70 | 95 | 03.99- |  | w/o sports suspension, To MY: 09/2002 | <input type="checkbox"/> | 200467-PCS-MS |
| 1.6 i (LA0L) | 55 | 75 | 09.96-03.99 |  | w/o sports suspension, To MY: 09/2002 | <input type="checkbox"/> | 114670-PCS-MS |
| 1.6 e (LA0F, LA0S) | 66 | 90 | 09.96-03.99 |  | w/o sports suspension | <input checked="" type="checkbox"/> | 200467-PCS-MS |
| 1.6 16V (La04, LA11, LA0B, LA1C, LA1J) | 79 | 107 | 03.99- |  | w/o sports suspension | <input type="checkbox"/> | 114670-PCS-MS |
| 1.8 16V (LA06, LA12, LA1A, LA1M, LA1R) | 85 | 115 | 01.01- |  | w/o sports suspension, To MY: 09/2002 | <input type="checkbox"/> | 200467-PCS-MS |
| 2.0 i | 80 | 109 | 03.99- |  | w/o sports suspension, To MY: 09/2002 | <input type="checkbox"/> | 114670-PCS-MS |
| 2.0 i (LA07, LA0G) | 84 | 114 | 09.96- |  | w/o sports suspension, To MY: 09/2002 | <input type="checkbox"/> | 200467-PCS-MS |
| 1.9 D (LA0A, LA0U) | 47 | 64 | 09.96- |  | w/o sports suspension, To MY: 09/2002 | <input checked="" type="checkbox"/> | 114670-PCS-MS |
| 1.9 dTi (LA1U) | 59 | 80 | 02.01- |  | w/o sports suspension, To MY: 09/2002 | <input type="checkbox"/> | 200467-PCS-MS |
| 1.9 dT (LA0K, LA0Y) | 66 | 90 | 09.96- |  | w/o sports suspension, To MY: 09/2002 | <input type="checkbox"/> | 114670-PCS-MS |
| 1.9 TDI | 69 | 94 | 09.96- |  | w/o sports suspension, To MY: 09/2002 | <input type="checkbox"/> | 200467-PCS-MS |
| 1.9 dTi (LA08, LA0N) | 72 | 98 | 03.97-02.01 |  | w/o sports suspension, To MY: 09/2002 | <input type="checkbox"/> | 114670-PCS-MS |
| 1.9 dCi (LA05, LA1F) | 75 | 102 | 02.01- |  | w/o sports suspension | <input type="checkbox"/> | 200467-PCS-MS |
| | | | |  | w/o sports suspension, To MY: 09/2002 | <input checked="" type="checkbox"/> | 114670-PCS-MS |
| | | | |  | w/o sports suspension, To MY: 09/2002 | <input type="checkbox"/> | 200467-PCS-MS |

MEGANE Grandtour (KA0/1)

| | | | | | | | |
|--|----|-----|-------------|---|---------------------------------------|--------------------------|---------------|
| 1.4 e (KA0V) | 55 | 75 | 03.99- |  | w/o sports suspension, To MY: 12/2003 | <input type="checkbox"/> | 200467-PCS-MS |
| 1.4 16V (KA0D, KA1H, KA0W, KA10) | 70 | 95 | 03.99- |  | w/o sports suspension, To MY: 12/2003 | <input type="checkbox"/> | 200467-PCS-MS |
| 1.6 e (KA0F) | 66 | 90 | 03.99- |  | w/o sports suspension, To MY: 12/2003 | <input type="checkbox"/> | 200467-PCS-MS |
| 1.6 16V (KA0B, KA04, KA11) | 79 | 107 | 03.99- |  | w/o sports suspension, To MY: 12/2003 | <input type="checkbox"/> | 200467-PCS-MS |
| 1.8 16V (KA0S, KA12, KA1A, KA1M, KA1R) | 85 | 115 | 01.01- |  | w/o sports suspension, To MY: 12/2003 | <input type="checkbox"/> | 200467-PCS-MS |
| 1.9 D (KA0J, KA0R) | 47 | 64 | 04.99- |  | w/o sports suspension, To MY: 12/2003 | <input type="checkbox"/> | 200467-PCS-MS |
| 1.9 dTi (KA1U) | 59 | 80 | 02.01- |  | w/o sports suspension, To MY: 12/2003 | <input type="checkbox"/> | 200467-PCS-MS |
| 1.9 dTi (KA0N) | 72 | 98 | 03.99-02.01 |  | w/o sports suspension, To MY: 12/2003 | <input type="checkbox"/> | 200467-PCS-MS |
| 1.9 dCi (KA05, KA1F) | 75 | 102 | 02.01- |  | w/o sports suspension, To MY: 12/2003 | <input type="checkbox"/> | 200467-PCS-MS |






MEGANE Coach (DA0/1)

| | | | | | | | |
|----------------------------------|----|-----|-------------|---|----------------|--------------------------|---------------|
| 1.4 16V (DA0D, DA1H, DA0W, DA10) | 70 | 95 | 03.99- |  | To MY: 12/2003 | <input type="checkbox"/> | 200467-PCS-MS |
| 1.6 e (DA0F) | 66 | 90 | 03.96-03.99 |  | To MY: 12/2003 | <input type="checkbox"/> | 200467-PCS-MS |
| 1.6 16V (DA0B, DA04, DA11) | 79 | 107 | 03.99- |  | To MY: 12/2003 | <input type="checkbox"/> | 200467-PCS-MS |
| 2.0 i | 80 | 109 | 03.99- |  | To MY: 12/2003 | <input type="checkbox"/> | 200467-PCS-MS |
| 2.0 i (DA0G) | 84 | 114 | 03.96- |  | To MY: 12/2003 | <input type="checkbox"/> | 200467-PCS-MS |
| 1.9 dTi (DA0N) | 72 | 98 | 03.97-02.01 |  | To MY: 12/2003 | <input type="checkbox"/> | 200467-PCS-MS |
| 1.9 dCi (DA05, DA1F) | 79 | 102 | 02.01- |  | To MY: 12/2003 | <input type="checkbox"/> | 200467-PCS-MS |









| | | | | | | | |
|---|-----------|-----------|---|--|-------------|---|-----------|
|  | KW | PS |  |   | INFO |  | MS |
|---|-----------|-----------|---|--|-------------|---|-----------|

RENAULT







MEGANE Cabriolet (EA0/1)

| | | | | | | | |
|----------------------------------|----|-----|-------------|---|----------------|--------------------------|---------------|
| 1.4 16V (EA0D, EA1H, EA0W, EA10) | 70 | 95 | 03.99- |  | To MY: 12/2003 | <input type="checkbox"/> | 200467-PCS-MS |
| 1.6 e (EA0F) | 66 | 90 | 10.96-03.99 |  | | <input type="checkbox"/> | 200467-PCS-MS |
| 1.6 16V (EA0B, EA04, EA11) | 79 | 107 | 03.99- |  | To MY: 12/2003 | <input type="checkbox"/> | 200467-PCS-MS |
| 2.0 (EA0G) | 84 | 114 | 04.97- |  | To MY: 12/2003 | <input type="checkbox"/> | 200467-PCS-MS |
| 2.0 i (EA0G) | 80 | 109 | 03.99- |  | To MY: 12/2003 | <input type="checkbox"/> | 200467-PCS-MS |

MEGANE Scenic (JA0/1)

























| | | | | | | | |
|---------------------|----|-----|-------------|---|--|--------------------------|---------------|
| 1.4 i (JA0E) | 55 | 75 | 01.97-09.99 |  | For manual transmission | <input type="checkbox"/> | 200467-PCS-MS |
| 1.6 i (JA0L) | 55 | 75 | 01.97-09.99 |  | For man. trans. From MY: 07/1998 for aut. transmission | <input type="checkbox"/> | 200467-PCS-MS |
| 1.6 e (JA0F) | 66 | 90 | 01.97-09.99 |  | For man. trans. From MY: 07/1998 for aut. transmission | <input type="checkbox"/> | 200467-PCS-MS |
| 2.0 i (JA0G) | 80 | 109 | 01.99-09.99 |  | | <input type="checkbox"/> | 200467-PCS-MS |
| 2.0 i (JA0G) | 84 | 114 | 01.97-09.99 |  | From MY: 07/1998 | <input type="checkbox"/> | 200467-PCS-MS |
| 1.9 D (JA0J) | 47 | 64 | 03.97-09.99 |  | From MY: 07/1998 | <input type="checkbox"/> | 200467-PCS-MS |
| 1.9 dT (JA0K, JA0Y) | 66 | 90 | 01.97-09.99 |  | From MY: 07/1998 | <input type="checkbox"/> | 200467-PCS-MS |
| 1.9 dTi (JA0N) | 72 | 98 | 04.97-09.99 |  | From MY: 07/1998 | <input type="checkbox"/> | 200467-PCS-MS |

SCÉNIC (JA0/1)

| | | | | | | | |
|----------------------------------|-----|-----|-------------|---|----------------|--------------------------|---------------|
| 1.6 16V (JA0B, JA04, JA11) | 79 | 107 | 09.99-08.03 |  | To MY: 05/2003 | <input type="checkbox"/> | 200467-PCS-MS |
| 1.8 16V (JA12, JA1R, JA1M, JA1A) | 85 | 115 | 01.01-08.03 |  | To MY: 05/2003 | <input type="checkbox"/> | 200467-PCS-MS |
| 2.0 16V (JA1B, JA1D) | 102 | 139 | 07.00-08.03 |  | To MY: 05/2003 | <input type="checkbox"/> | 200467-PCS-MS |
| 2.0 16V IDE | 103 | 140 | 09.99-08.03 |  | To MY: 05/2003 | <input type="checkbox"/> | 200467-PCS-MS |
| 1.9 dTi (JA1U) | 59 | 80 | 02.01-08.03 |  | To MY: 05/2003 | <input type="checkbox"/> | 200467-PCS-MS |
| 1.9 dTi (JA0N) | 72 | 98 | 09.99-08.03 |  | To MY: 05/2003 | <input type="checkbox"/> | 200467-PCS-MS |

SEAT














CORDOBA (6K2/C2)

| | | | | | | | |
|-----------|----|-----|-------------|--|--|--------------------------|---|
| 1.0 i | 37 | 50 | 09.96-06.99 |    | for vehicles with standard chassis To Ch.No.R080000, for std. chassis | <input type="checkbox"/> | ■ 170780-PCS-MS 115158-PCS-MS |
| 1.4 i | 44 | 60 | 06.96-06.99 |     | To Ch.No.R080000, for std. chassis for vehicles with standard chassis To Ch.No.R080000, for std. chassis | <input type="checkbox"/> | ■ 170780-PCS-MS 115158-PCS-MS 115159-PCS-MS |
| 1.4 i 16V | 77 | 101 | 09.96-06.99 |     | To Ch.No.R080000, for std. chassis for vehicles with standard chassis To Ch.No.R080000, for std. chassis | <input type="checkbox"/> | ■ 170780-PCS-MS 115158-PCS-MS 115159-PCS-MS |
| 1.6 i | 55 | 75 | 05.94-06.99 |     | To Ch.No.R080000, for std. chassis for vehicles with standard chassis To Ch.No.R080000, for std. chassis | <input type="checkbox"/> | ■ 170780-PCS-MS 115158-PCS-MS 115159-PCS-MS |
| 1.6 i | 55 | 75 | 02.93-06.99 |     | for vehicles with standard chassis, From MY: 05/1994 From MY: 05/1994 ,To Ch.No.R080000, for std. chassis From MY: 05/1994 ,To Ch.No.R080000, for std. chassis | <input type="checkbox"/> | ■ 170780-PCS-MS 115158-PCS-MS 115159-PCS-MS |
| 1.6 i | 74 | 101 | 07.96-06.99 |     | for vehicles with standard chassis To Ch.No.R080000, for std. chassis To Ch.No.R080000, for std. chassis | <input type="checkbox"/> | ■ 170780-PCS-MS 115158-PCS-MS 115159-PCS-MS |
| 1.8 i | 66 | 90 | 02.93-06.99 |  | for vehicles with standard chassis, From MY: 05/1994 From MY: 05/1994 ,To Ch.No.R080000, for std. chassis From MY: 05/1994 ,To Ch.No.R080000, for std. chassis | <input type="checkbox"/> | ■ 170780-PCS-MS 115158-PCS-MS 115159-PCS-MS |
| 1.9 D | 47 | 64 | 01.96-08.96 | | for vehicles with standard chassis, From MY: 05/1994 To Ch.No.R080000, for std. chassis To Ch.No.R080000, for std. chassis | <input type="checkbox"/> | ■ 170780-PCS-MS 115158-PCS-MS 115159-PCS-MS |
| 1.9 SDI | 47 | 64 | 08.96-06.99 | | for vehicles with standard chassis for vehicles with standard chassis | <input type="checkbox"/> | ■ 170780-PCS-MS 170780-PCS-MS |
| 1.9 D | 50 | 68 | 02.93-08.96 | | From MY: 05/1994 ,To Ch.No.R080000, for std. chassis From MY: 05/1994 ,To Ch.No.R080000, for std. chassis | <input type="checkbox"/> | 115158-PCS-MS 115159-PCS-MS |
| 1.9 TD | 55 | 75 | 02.93-08.96 | | for vehicles with standard chassis, From MY: 05/1994 | <input type="checkbox"/> | ■ 170780-PCS-MS |
| 1.9 TDI | 66 | 90 | 08.96-06.99 | | for vehicles with standard chassis | <input type="checkbox"/> | ■ 170780-PCS-MS 115159-PCS-MS |
| 1.9 TDI | 81 | 110 | 03.97-06.99 | | for vehicles with standard chassis | <input type="checkbox"/> | ■ 170780-PCS-MS 115159-PCS-MS |

| | | | | | | | |
|---|-----------|-----------|---|--|-------------|---|-----------|
|  | KW | PS |  |   | INFO |  | MS |
|---|-----------|-----------|---|--|-------------|---|-----------|

SEAT













CORDOBA (6K2/C2)

| | | | | | | | |
|-----------------|-----|-----|-------------|--|--|-------------------------------------|---------------|
| 1.9 SDI (6K2) | 50 | 68 | 06.99-10.02 |  | for vehicles with standard chassis | <input checked="" type="checkbox"/> | 170780-PCS-MS |
| 1.9 TDI (6K2) | 66 | 90 | 06.99-10.02 |   | for vehicles with standard chassis | <input type="checkbox"/> | 115159-PCS-MS |
| 1.9 TDI (6K2) | 81 | 110 | 06.99-10.02 |   | for vehicles with standard chassis | <input type="checkbox"/> | 170780-PCS-MS |
| 1.8 i 16V | 95 | 129 | 10.93-08.96 |   | for vehicles with standard chassis, From MY: 05/1994 | <input type="checkbox"/> | 115159-PCS-MS |
| 2.0 i | 85 | 115 | 02.93-06.99 |   | From MY: 05/1994 ,To Ch.No.R080000, for std. chassis | <input type="checkbox"/> | 115158-PCS-MS |
| 2.0 i 16V | 110 | 150 | 08.96-06.99 |   | From MY: 05/1994 ,To Ch.No.R080000, for std. chassis | <input type="checkbox"/> | 115159-PCS-MS |
| 1.8 T 20V Cupra | 115 | 156 | 07.00-10.02 |   | for vehicles with standard chassis | <input type="checkbox"/> | 170780-PCS-MS |
| | | | | | To Ch.No.R080000, for std. chassis | <input type="checkbox"/> | 115158-PCS-MS |
| | | | | | To Ch.No.R080000, for std. chassis | <input type="checkbox"/> | 115159-PCS-MS |
| | | | | | | <input type="checkbox"/> | 115159-PCS-MS |





CORDOBA (6K2)

| | | | | | | | |
|-----|----|----|-------------|---|---|-------------------------------------|---------------|
| 1.0 | 37 | 50 | 06.99-10.02 |  | without sports suspension, From MY: 03/2002 | <input checked="" type="checkbox"/> | 114745-PCS-MS |
|-----|----|----|-------------|---|---|-------------------------------------|---------------|














CORDOBA (6L2)

| | | | | | | | |
|---------|----|-----|--------|---|---------------------------|-------------------------------------|---------------|
| 1.2 | 47 | 64 | 10.02- |  | without sports suspension | <input checked="" type="checkbox"/> | 114745-PCS-MS |
| 1.2 12V | 51 | 70 | 05.06- |  | without sports suspension | <input checked="" type="checkbox"/> | 114745-PCS-MS |
| 1.4 16V | 55 | 75 | 09.02- |  | without sports suspension | <input checked="" type="checkbox"/> | 114745-PCS-MS |
| 1.4 16V | 63 | 86 | 05.06- |  | without sports suspension | <input checked="" type="checkbox"/> | 114745-PCS-MS |
| 1.4 16V | 74 | 100 | 10.02- |  | without sports suspension | <input checked="" type="checkbox"/> | 114745-PCS-MS |
| 2.0 | 85 | 115 | 09.02- |  | without sports suspension | <input checked="" type="checkbox"/> | 114745-PCS-MS |
| 1.4 TDI | 51 | 70 | 05.05- |  | without sports suspension | <input checked="" type="checkbox"/> | 114745-PCS-MS |
| 1.4 TDI | 55 | 75 | 10.02- |  | without sports suspension | <input checked="" type="checkbox"/> | 114745-PCS-MS |
| 1.4 TDI | 59 | 80 | 06.05- |  | without sports suspension | <input checked="" type="checkbox"/> | 114745-PCS-MS |
| 1.9 SDI | 47 | 64 | 09.02- |  | without sports suspension | <input checked="" type="checkbox"/> | 114745-PCS-MS |
| 1.9 TDI | 74 | 100 | 09.02- |  | without sports suspension | <input checked="" type="checkbox"/> | 114745-PCS-MS |
| 1.9 TDI | 96 | 131 | 10.02- |  | without sports suspension | <input checked="" type="checkbox"/> | 114745-PCS-MS |

CORDOBA Vario (6K5)
































| | | | | | | | |
|---------|----|-----|-------------|---|--|--------------------------|---------------|
| 1.9 TDI | 66 | 91 | 08.96-06.99 |  | | <input type="checkbox"/> | 115159-PCS-MS |
| 1.9 TDI | 81 | 110 | 07.97-06.99 |  | | <input type="checkbox"/> | 115159-PCS-MS |
| 1.9 TDI | 66 | 90 | 06.99- |  | | <input type="checkbox"/> | 115159-PCS-MS |
| 1.9 TDI | 81 | 110 | 06.99- |  | | <input type="checkbox"/> | 115159-PCS-MS |

IBIZA II (6K1)





| | | | | | | | |
|-----------|----|-----|-------------|--|--|-------------------------------------|---------------|
| 1.0 i | 37 | 50 | 09.96-08.99 |   | for vehicles with standard chassis | <input checked="" type="checkbox"/> | 170780-PCS-MS |
| | | | |  | To Ch.No.R080000, for standard chassis | <input type="checkbox"/> | 115158-PCS-MS |
| 1.0 | 33 | 45 | 03.93-09.96 |   | To Ch.No.R080000, for standard chassis | <input type="checkbox"/> | 115159-PCS-MS |
| | | | |  | for vehicles with standard chassis | <input checked="" type="checkbox"/> | 170780-PCS-MS |
| | | | |  | To Ch.No.R080000, for standard chassis | <input type="checkbox"/> | 115158-PCS-MS |
| 1.3 i | 40 | 54 | 03.93-08.99 |   | To Ch.No.R080000, for standard chassis | <input type="checkbox"/> | 115159-PCS-MS |
| | | | |  | for vehicles with standard chassis | <input checked="" type="checkbox"/> | 170780-PCS-MS |
| | | | |  | To Ch.No.R080000, for standard chassis | <input type="checkbox"/> | 115158-PCS-MS |
| 1.4 i | 44 | 60 | 09.93-08.99 |   | To Ch.No.R080000, for standard chassis | <input type="checkbox"/> | 115159-PCS-MS |
| | | | | | for vehicles with standard chassis | <input checked="" type="checkbox"/> | 170780-PCS-MS |
| | | | | | To Ch.No.R080000, for standard chassis | <input type="checkbox"/> | 115158-PCS-MS |
| 1.4 i 16V | 74 | 101 | 09.96-08.99 | | To Ch.No.R080000, for standard chassis | <input type="checkbox"/> | 115159-PCS-MS |
| | | | | | for vehicles with standard chassis | <input checked="" type="checkbox"/> | 170780-PCS-MS |
| | | | | | To Ch.No.R080000, for standard chassis | <input type="checkbox"/> | 115158-PCS-MS |
| | | | | | To Ch.No.R080000, for standard chassis | <input type="checkbox"/> | 115159-PCS-MS |

SEAT












IBIZA II (6K1)

| | | | | | | | |
|-----------|-----|-----|-------------|---|--|--------------------------|---|
| 1.6 i | 55 | 75 | 09.94-06.99 |   | for vehicles with standard chassis To Ch.No.R080000, for standard chassis | <input type="checkbox"/> | <input checked="" type="checkbox"/> 170780-PCS-MS <input type="checkbox"/> 115158-PCS-MS |
| 1.6 i | 74 | 101 | 04.96-08.99 |    | for vehicles with standard chassis To Ch.No.R080000, for standard chassis | <input type="checkbox"/> | <input type="checkbox"/> 115159-PCS-MS <input checked="" type="checkbox"/> 170780-PCS-MS |
| 1.6 i | 55 | 75 | 03.93-08.99 |    | for vehicles with standard chassis To Ch.No.R080000, for standard chassis | <input type="checkbox"/> | <input type="checkbox"/> 115158-PCS-MS <input type="checkbox"/> 115159-PCS-MS |
| 1.8 i | 66 | 90 | 03.93-08.99 |    | for vehicles with standard chassis To Ch.No.R080000, for standard chassis | <input type="checkbox"/> | <input checked="" type="checkbox"/> 170780-PCS-MS <input type="checkbox"/> 115158-PCS-MS |
| 1.9 D | 47 | 64 | 04.93-08.96 |    | for vehicles with standard chassis To Ch.No.R080000, for standard chassis | <input type="checkbox"/> | <input checked="" type="checkbox"/> 170780-PCS-MS <input type="checkbox"/> 115158-PCS-MS |
| 1.9 SDI | 47 | 64 | 08.96-08.99 |  | for vehicles with standard chassis | <input type="checkbox"/> | <input checked="" type="checkbox"/> 170780-PCS-MS |
| 1.9 D | 50 | 68 | 10.94-08.96 |    | for vehicles with standard chassis To Ch.No.R080000, for standard chassis | <input type="checkbox"/> | <input checked="" type="checkbox"/> 170780-PCS-MS <input type="checkbox"/> 115158-PCS-MS |
| 1.9 TD | 55 | 75 | 03.93-08.96 |  | for vehicles with standard chassis | <input type="checkbox"/> | <input checked="" type="checkbox"/> 170780-PCS-MS |
| 1.9 TDI | 66 | 90 | 08.96-08.99 |   | for vehicles with standard chassis | <input type="checkbox"/> | <input type="checkbox"/> 115159-PCS-MS |
| 1.9 TDI | 81 | 110 | 02.97-08.99 |   | for vehicles with standard chassis | <input type="checkbox"/> | <input checked="" type="checkbox"/> 170780-PCS-MS |
| 2.0 i | 85 | 115 | 03.93-08.99 |    | To Ch.No.R080000, for standard chassis To Ch.No.R080000, for standard chassis | <input type="checkbox"/> | <input type="checkbox"/> 115159-PCS-MS <input type="checkbox"/> 115158-PCS-MS |
| 2.0 i 16V | 110 | 150 | 08.96-08.99 |    | To Ch.No.R080000, for standard chassis To Ch.No.R080000, for standard chassis | <input type="checkbox"/> | <input type="checkbox"/> 115159-PCS-MS <input type="checkbox"/> 115158-PCS-MS |
| 1.8 i 16V | 95 | 129 | 11.93-08.96 |   | To Ch.No.:R082400, w/ standard chassis, Equipment Var.:GTI | <input type="checkbox"/> | <input type="checkbox"/> 115159-PCS-MS <input type="checkbox"/> 115159-PCS-MS |

IBIZA III (6K1)

| | | | | | | | |
|-----------------|-----|-----|-------------|---|--|--------------------------|---------------|
| 1.8 T 20V Cupra | 115 | 156 | 07.00-02.02 |  | | <input type="checkbox"/> | 115159-PCS-MS |
| 1.9 SDI | 50 | 68 | 08.99-02.02 |  | | <input type="checkbox"/> | 115159-PCS-MS |
| 1.9 TDI | 66 | 90 | 08.99-02.02 |  | | <input type="checkbox"/> | 115159-PCS-MS |
| 1.9 TDI | 81 | 110 | 08.99-02.02 |  | | <input type="checkbox"/> | 115159-PCS-MS |











IBIZA IV (6L1)

| | | | | | | | |
|---------|----|-----|--------|---|---|--------------------------|---|
| 1.2 | 47 | 64 | 02.02- |  | without sports suspension, From MY: 03/2002 | <input type="checkbox"/> | <input checked="" type="checkbox"/> 114745-PCS-MS |
| 1.2 12V | 51 | 70 | 05.06- |  | without sports suspension | <input type="checkbox"/> | <input checked="" type="checkbox"/> 114745-PCS-MS |
| 1.4 16V | 55 | 75 | 02.02- |  | without sports suspension, From MY: 03/2002 | <input type="checkbox"/> | <input checked="" type="checkbox"/> 114745-PCS-MS |
| 1.4 16V | 63 | 86 | 05.06- |  | without sports suspension | <input type="checkbox"/> | <input checked="" type="checkbox"/> 114745-PCS-MS |
| 1.4 16V | 74 | 100 | 02.02- |  | without sports suspension, From MY: 03/2002 | <input type="checkbox"/> | <input checked="" type="checkbox"/> 114745-PCS-MS |
| 1.4 TDI | 51 | 70 | 05.05- |  | without sports suspension | <input type="checkbox"/> | <input checked="" type="checkbox"/> 114745-PCS-MS |
| 1.4 TDI | 55 | 75 | 05.02- |  | without sports suspension | <input type="checkbox"/> | <input checked="" type="checkbox"/> 114745-PCS-MS |
| 1.4 TDI | 59 | 80 | 06.05- |  | without sports suspension | <input type="checkbox"/> | <input checked="" type="checkbox"/> 114745-PCS-MS |
| 1.9 SDI | 47 | 64 | 02.02- |  | without sports suspension | <input type="checkbox"/> | <input checked="" type="checkbox"/> 114745-PCS-MS |
| 1.9 TDI | 74 | 100 | 02.02- |  | without sports suspension, From MY: 03/2002 | <input type="checkbox"/> | <input checked="" type="checkbox"/> 114745-PCS-MS |
| 1.9 TDI | 96 | 131 | 02.02- |  | without sports suspension, From MY: 03/2002 | <input type="checkbox"/> | <input checked="" type="checkbox"/> 114745-PCS-MS |






























| | | | | | | | |
|---|-----------|-----------|---|--|-------------|---|-----------|
|  | KW | PS |  |   | INFO |  | MS |
|---|-----------|-----------|---|--|-------------|---|-----------|

SEAT

LEON (1M1)

| | | | | | | | |
|-----------|-----|-----|--------|---|------------------------------------|-------------------------------------|---------------|
| 1.4 16V | 55 | 75 | 11.99- |  | for vehicles with standard chassis | <input checked="" type="checkbox"/> | 556269-PCS-MS |
| 1.6 | 74 | 100 | 11.99- |  | for vehicles with standard chassis | <input checked="" type="checkbox"/> | 556269-PCS-MS |
| 1.6 16 V | 77 | 105 | 09.00- |  | for vehicles with standard chassis | <input checked="" type="checkbox"/> | 556269-PCS-MS |
| 1.8 20V | 92 | 125 | 11.99- |  | for vehicles with standard chassis | <input checked="" type="checkbox"/> | 556269-PCS-MS |
| 1.8 20V T | 132 | 180 | 11.99- |  | for vehicles with standard chassis | <input checked="" type="checkbox"/> | 556269-PCS-MS |
| 1.9 SDI | 50 | 68 | 11.99- |  | for vehicles with standard chassis | <input checked="" type="checkbox"/> | 556269-PCS-MS |
| 1.9 TDI | 66 | 90 | 11.99- |  | for vehicles with standard chassis | <input checked="" type="checkbox"/> | 556269-PCS-MS |
| 1.9 TDI | 81 | 110 | 11.99- |  | for vehicles with standard chassis | <input checked="" type="checkbox"/> | 556269-PCS-MS |
| 1.9 TDI | 96 | 130 | 05.03- |  | for vehicles with standard chassis | <input checked="" type="checkbox"/> | 556269-PCS-MS |
| 1.9 TDI | 110 | 150 | 02.01- |  | for vehicles with standard chassis | <input checked="" type="checkbox"/> | 556269-PCS-MS |

TOLEDO I

| | | | | | | | |
|-----------|----|-----|-------------|--|---|--------------------------|--|
| 1.6 i | 52 | 71 | 05.91-12.93 |   | for vehicles with standard chassis for vehicles with standard chassis To Ch.No.: 1L#ZR054-453 | <input type="checkbox"/> | <input checked="" type="checkbox"/> 105740-PCS-MS <input checked="" type="checkbox"/> 105748-PCS-MS |
| 1.6 i | 54 | 73 | 05.91-03.99 |   | To Ch.No.: 1L#ZR054-453 for vehicles with standard chassis for vehicles with standard chassis To Ch.No.: 1L#ZR054-453 | <input type="checkbox"/> | <input checked="" type="checkbox"/> 115158-PCS-MS <input checked="" type="checkbox"/> 115159-PCS-MS <input checked="" type="checkbox"/> 105740-PCS-MS <input checked="" type="checkbox"/> 105748-PCS-MS |
| 1.6 i | 55 | 75 | 01.93-03.99 |   | To Ch.No.: 1L#ZR054-453 for vehicles with standard chassis for vehicles with standard chassis To Ch.No.: 1L#ZR054-453 | <input type="checkbox"/> | <input checked="" type="checkbox"/> 115158-PCS-MS <input checked="" type="checkbox"/> 115159-PCS-MS <input checked="" type="checkbox"/> 105740-PCS-MS <input checked="" type="checkbox"/> 105748-PCS-MS |
| 1.6 i | 74 | 101 | 11.96-03.99 |   | To Ch.No.: 1L#ZR054-453 for vehicles with standard chassis for vehicles with standard chassis for vehicles with standard chassis | <input type="checkbox"/> | <input checked="" type="checkbox"/> 115158-PCS-MS <input checked="" type="checkbox"/> 115159-PCS-MS <input checked="" type="checkbox"/> 105740-PCS-MS <input checked="" type="checkbox"/> 105748-PCS-MS |
| 1.8 i | 65 | 88 | 05.91-12.96 |   | To Ch.No.: 1L#ZR054-453 for vehicles with standard chassis for vehicles with standard chassis To Ch.No.: 1L#ZR054-453 | <input type="checkbox"/> | <input checked="" type="checkbox"/> 105740-PCS-MS <input checked="" type="checkbox"/> 105748-PCS-MS <input checked="" type="checkbox"/> 105740-PCS-MS <input checked="" type="checkbox"/> 105748-PCS-MS |
| 1.8 i | 66 | 90 | 11.93-12.96 |   | To Ch.No.: 1L#ZR054-453 for vehicles with standard chassis for vehicles with standard chassis To Ch.No.: 1L#ZR054-453 | <input type="checkbox"/> | <input checked="" type="checkbox"/> 115158-PCS-MS <input checked="" type="checkbox"/> 115159-PCS-MS <input checked="" type="checkbox"/> 105740-PCS-MS <input checked="" type="checkbox"/> 105748-PCS-MS |
| 1.8 i 16V | 92 | 125 | 05.91-03.99 |   | To Ch.No.: 1L#ZR054-453 for vehicles with standard chassis for vehicles with standard chassis To Ch.No.: 1L#ZR054-453 | <input type="checkbox"/> | <input checked="" type="checkbox"/> 115158-PCS-MS <input checked="" type="checkbox"/> 115159-PCS-MS <input checked="" type="checkbox"/> 105740-PCS-MS <input checked="" type="checkbox"/> 105748-PCS-MS |
| 1.8 i 16V | 98 | 133 | 05.91-03.99 |   | To Ch.No.: 1L#ZR054-453 for vehicles with standard chassis for vehicles with standard chassis To Ch.No.: 1L#ZR054-453 | <input type="checkbox"/> | <input checked="" type="checkbox"/> 115158-PCS-MS <input checked="" type="checkbox"/> 115159-PCS-MS <input checked="" type="checkbox"/> 105740-PCS-MS <input checked="" type="checkbox"/> 105748-PCS-MS |
| 2.0 i | 85 | 115 | 05.91-03.99 |   | To Ch.No.: 1L#ZR054-453 for vehicles with standard chassis for vehicles with standard chassis To Ch.No.: 1L#ZR054-453 | <input type="checkbox"/> | <input checked="" type="checkbox"/> 115158-PCS-MS <input checked="" type="checkbox"/> 115159-PCS-MS <input checked="" type="checkbox"/> 105740-PCS-MS <input checked="" type="checkbox"/> 105748-PCS-MS |
| 2.0 i 16V | 92 | 125 | 11.93-03.99 |   | for vehicles with standard chassis, From MY: 03/1994 for vehicles with standard chassis for vehicles with standard chassis To Ch.No.: 1L#ZR054-453 | <input type="checkbox"/> | <input checked="" type="checkbox"/> 115158-PCS-MS <input checked="" type="checkbox"/> 115159-PCS-MS <input checked="" type="checkbox"/> 105740-PCS-MS <input checked="" type="checkbox"/> 105748-PCS-MS |
| 1.9 D | 47 | 64 | 12.95-03.99 |   | To Ch.No.: 1L#ZR054-453 for vehicles with standard chassis for vehicles with standard chassis To Ch.No.: 1L#ZR054-453 | <input type="checkbox"/> | <input checked="" type="checkbox"/> 105740-PCS-MS <input checked="" type="checkbox"/> 105748-PCS-MS <input checked="" type="checkbox"/> 105740-PCS-MS <input checked="" type="checkbox"/> 105748-PCS-MS |
| 1.9 D | 50 | 68 | 05.91-03.99 |   | To Ch.No.: 1L#ZR054-453 for vehicles with standard chassis for vehicles with standard chassis To Ch.No.: 1L#ZR054-453 | <input type="checkbox"/> | <input checked="" type="checkbox"/> 115158-PCS-MS <input checked="" type="checkbox"/> 115159-PCS-MS <input checked="" type="checkbox"/> 105740-PCS-MS <input checked="" type="checkbox"/> 105748-PCS-MS |
| 1.9 TD | 55 | 75 | 05.91-03.99 |   | To Ch.No.: 1L#ZR054-453 for vehicles with standard chassis for vehicles with standard chassis To Ch.No.: 1L#ZR054-453 | <input type="checkbox"/> | <input checked="" type="checkbox"/> 115158-PCS-MS <input checked="" type="checkbox"/> 115159-PCS-MS <input checked="" type="checkbox"/> 105740-PCS-MS <input checked="" type="checkbox"/> 105748-PCS-MS |
| 1.9 TDI | 66 | 90 | 08.95-03.99 |  | for vehicles with standard chassis for vehicles with standard chassis for vehicles with standard chassis To Ch.No.: 1L#ZR054-453 | <input type="checkbox"/> | <input checked="" type="checkbox"/> 105740-PCS-MS <input checked="" type="checkbox"/> 105748-PCS-MS <input checked="" type="checkbox"/> 105740-PCS-MS <input checked="" type="checkbox"/> 105748-PCS-MS |
| 1.9 TDI | 81 | 110 | 11.96-03.99 |  | for vehicles with standard chassis for vehicles with standard chassis for vehicles with standard chassis To Ch.No.: 1L#ZR054-453 | <input type="checkbox"/> | <input checked="" type="checkbox"/> 105740-PCS-MS <input checked="" type="checkbox"/> 105748-PCS-MS <input checked="" type="checkbox"/> 105740-PCS-MS <input checked="" type="checkbox"/> 105748-PCS-MS |
| 1.9 SDI | 47 | 64 | 12.95-03.99 |  | for vehicles with standard chassis for vehicles with standard chassis | <input type="checkbox"/> | <input checked="" type="checkbox"/> 105740-PCS-MS <input checked="" type="checkbox"/> 105748-PCS-MS |















SEAT

TOLEDO II (1M2)














| | | | | | | |
|----------|-----|-----|-------------|--|------------------------------------|-----------------|
| 1.4 16V | 55 | 75 | 07.99-05.06 | | for vehicles with standard chassis | ● 556269-PCS-MS |
| 1.6 | 74 | 100 | 04.99-09.00 | | for vehicles with standard chassis | ● 556269-PCS-MS |
| 1.6 16V | 77 | 105 | 09.00-05.06 | | for vehicles with standard chassis | ● 556269-PCS-MS |
| 1.8 20V | 92 | 125 | 04.99-05.06 | | for vehicles with standard chassis | ● 556269-PCS-MS |
| 1.8 20VT | 132 | 180 | 05.01-05.06 | | for vehicles with standard chassis | ● 556269-PCS-MS |
| 2.3 V5 | 110 | 150 | 04.99-05.01 | | for vehicles with standard chassis | ● 556269-PCS-MS |
| 1.9 SDI | 50 | 68 | 11.99-06.04 | | for vehicles with standard chassis | ● 556269-PCS-MS |
| 1.9 TDI | 66 | 90 | 04.99-05.06 | | for vehicles with standard chassis | ● 556269-PCS-MS |
| 1.9 TDI | 81 | 110 | 04.99-05.06 | | for vehicles with standard chassis | ● 556269-PCS-MS |
| 1.9 TDI | 96 | 130 | 05.03-05.06 | | for vehicles with standard chassis | ● 556269-PCS-MS |
| 1.9 TDI | 110 | 150 | 10.00-05.06 | | for vehicles with standard chassis | ● 556269-PCS-MS |

SKODA














FABIA (6Y2)

| | | | | | | |
|------------|----|-----|-------------|---|------------------------------------|-----------------|
| 1.0 | 37 | 50 | 12.99-08.02 |  | for vehicles with standard chassis | ● 280564-PCS-MS |
| 1.2 | 40 | 54 | 08.02- |  | for vehicles with standard chassis | ● 280564-PCS-MS |
| 1.2 | 47 | 64 | 01.03- |  | for vehicles with standard chassis | ● 280564-PCS-MS |
| 1.4 | 44 | 60 | 08.00-08.02 |  | for vehicles with standard chassis | ● 280564-PCS-MS |
| 1.4 | 50 | 68 | 08.99- |  | for vehicles with standard chassis | ● 280564-PCS-MS |
| 1.4 16V | 55 | 75 | 12.99- |  | for vehicles with standard chassis | ● 280564-PCS-MS |
| 1.4 16V | 74 | 100 | 12.99- |  | for vehicles with standard chassis | ● 280564-PCS-MS |
| 2.0 | 85 | 116 | 12.99- |  | for vehicles with standard chassis | ● 280564-PCS-MS |
| 1.4 TDI | 51 | 70 | 10.05- |  | for vehicles with standard chassis | ● 280564-PCS-MS |
| 1.4 TDI | 55 | 75 | 04.03- |  | for vehicles with standard chassis | ● 280564-PCS-MS |
| 1.4 TDI | 59 | 80 | 10.05- |  | for vehicles with standard chassis | ● 280564-PCS-MS |
| 1.9 SDI | 47 | 64 | 12.99- |  | for vehicles with standard chassis | ● 280564-PCS-MS |
| 1.9 TDI | 74 | 100 | 01.00- |  | for vehicles with standard chassis | ● 280564-PCS-MS |
| 1.9 TDI RS | 96 | 130 | 06.03- |  | for vehicles with standard chassis | ● 280564-PCS-MS |

FABIA Saloon (6Y3)






| | | | | | | |
|---------|----|-----|-------------|---|---|-----------------|
| 1.2 | 40 | 54 | 07.01- |  | w/o off-road suspension | ● 114745-PCS-MS |
| 1.2 | 47 | 64 | 01.03- |  | w/o off-road suspension | ● 114745-PCS-MS |
| 1.4 | 44 | 60 | 04.00-08.02 |  | w/o off-road suspension | ● 114745-PCS-MS |
| 1.4 | 50 | 68 | 07.01- |  | w/o off-road suspension | ● 114745-PCS-MS |
| 1.4 16V | 55 | 75 | 10.99- |  | w/o off-road suspension, From MY: 01/2000 | ● 114745-PCS-MS |
| 1.4 16V | 59 | 80 | 04.06- |  | w/o off-road suspension | ● 114745-PCS-MS |
| 1.4 16V | 74 | 100 | 12.99- |  | w/o off-road suspension, From MY: 01/2000 | ● 114745-PCS-MS |
| 2.0 | 85 | 116 | 12.99- |  | w/o off-road suspension, From MY: 01/2000 | ● 114745-PCS-MS |
| 1.4 TDI | 51 | 70 | 10.05- |  | w/o off-road suspension | ● 114745-PCS-MS |
| 1.4 TDI | 55 | 75 | 04.03- |  | w/o off-road suspension | ● 114745-PCS-MS |
| 1.4 TDI | 59 | 80 | 10.05- |  | w/o off-road suspension | ● 114745-PCS-MS |
| 1.9 SDI | 47 | 64 | 11.99- |  | w/o off-road suspension, From MY: 01/2000 | ● 114745-PCS-MS |
| 1.9 TDI | 74 | 100 | 01.00- |  | w/o off-road suspension | ● 114745-PCS-MS |

FABIA Combi (6Y5)






















| | | | | | | |
|---------|----|-----|--------|---|-------------------------|-----------------|
| 1.2 | 40 | 54 | 07.01- |  | w/o off-road suspension | ● 114745-PCS-MS |
| 1.2 | 47 | 64 | 01.03- |  | w/o off-road suspension | ● 114745-PCS-MS |
| 1.4 | 44 | 60 | 04.00- |  | w/o off-road suspension | ● 114745-PCS-MS |
| 1.4 | 50 | 68 | 04.00- |  | w/o off-road suspension | ● 114745-PCS-MS |
| 1.4 16V | 55 | 75 | 05.00- |  | w/o off-road suspension | ● 114745-PCS-MS |
| 1.4 16V | 59 | 80 | 04.06- |  | w/o off-road suspension | ● 114745-PCS-MS |
| 1.4 16V | 74 | 100 | 04.00- |  | w/o off-road suspension | ● 114745-PCS-MS |
| 2.0 | 85 | 116 | 04.00- |  | w/o off-road suspension | ● 114745-PCS-MS |
| 1.4 TDI | 51 | 70 | 10.05- |  | w/o off-road suspension | ● 114745-PCS-MS |
| 1.4 TDI | 55 | 75 | 04.03- |  | w/o off-road suspension | ● 114745-PCS-MS |
| 1.4 TDI | 59 | 80 | 10.05- |  | w/o off-road suspension | ● 114745-PCS-MS |
| 1.9 SDI | 47 | 64 | 04.00- |  | w/o off-road suspension | ● 114745-PCS-MS |
| 1.9 TDI | 74 | 100 | 04.00- |  | w/o off-road suspension | ● 114745-PCS-MS |

SKODA













FABIA Praktik

| | | | | | | | |
|---------|----|----|--------|---|-------------------------|-------------------------------------|---------------|
| 1.2 | 40 | 54 | 05.03- |  | w/o off-road suspension | <input checked="" type="checkbox"/> | 114745-PCS-MS |
| 1.2 | 47 | 64 | 01.03- |  | w/o off-road suspension | <input checked="" type="checkbox"/> | 114745-PCS-MS |
| 1.4 | 50 | 68 | 04.02- |  | w/o off-road suspension | <input checked="" type="checkbox"/> | 114745-PCS-MS |
| 1.4 TDI | 51 | 70 | 10.05- |  | w/o off-road suspension | <input checked="" type="checkbox"/> | 114745-PCS-MS |
| 1.9 SDI | 47 | 64 | 04.02- |  | w/o off-road suspension | <input checked="" type="checkbox"/> | 114745-PCS-MS |







FAVORIT (781)

| | | | | | | | |
|------------------|----|----|-------------|---|--|--|---|
| 1.3 135 X,LX,GLX | 40 | 54 | 01.90-09.94 |    | for vehicles with standard chassis for vehicles with standard chassis | <input type="checkbox"/> <input type="checkbox"/> | 200800-PCS-MS 200030-PCS-MS |
| 1.3 135 | 42 | 57 | 12.91-09.94 |    | for vehicles with standard chassis for vehicles with standard chassis | <input type="checkbox"/> <input type="checkbox"/> | <input checked="" type="checkbox"/> 105063-PCS-MS 200800-PCS-MS 200030-PCS-MS |
| 1.3 135L | 43 | 58 | 05.89-09.94 |    | for vehicles with standard chassis for vehicles with standard chassis | <input type="checkbox"/> <input type="checkbox"/> | <input checked="" type="checkbox"/> 105063-PCS-MS 200800-PCS-MS 200030-PCS-MS |
| 1.3 135 | 43 | 58 | 12.91-09.94 |    | for vehicles with standard chassis for vehicles with standard chassis | <input type="checkbox"/> <input type="checkbox"/> | <input checked="" type="checkbox"/> 105063-PCS-MS 200800-PCS-MS 200030-PCS-MS |
| 1.3 135 | 44 | 60 | 10.90-09.94 |    | for vehicles with standard chassis for vehicles with standard chassis | <input type="checkbox"/> <input type="checkbox"/> | <input checked="" type="checkbox"/> 105063-PCS-MS 200800-PCS-MS 200030-PCS-MS |
| 1.3 136 | 45 | 61 | 10.90-09.94 |    | for vehicles with standard chassis for vehicles with standard chassis | <input type="checkbox"/> <input type="checkbox"/> | <input checked="" type="checkbox"/> 105063-PCS-MS 200800-PCS-MS 200030-PCS-MS |
| 1.3 | 50 | 68 | 01.94-09.94 |    | for vehicles with standard chassis for vehicles with standard chassis | <input type="checkbox"/> <input type="checkbox"/> | <input checked="" type="checkbox"/> 105063-PCS-MS 200800-PCS-MS 200030-PCS-MS |

FAVORIT Forman (785)











| | | | | | | | |
|-------------|----|----|-------------|---|--|--|---|
| 1.3 (135 E) | 40 | 54 | 09.91-06.95 |    | for vehicles with standard chassis for vehicles with standard chassis | <input type="checkbox"/> <input type="checkbox"/> | 200800-PCS-MS 200030-PCS-MS |
| 1.3 (135) | 44 | 60 | 12.91-06.95 |    | for vehicles with standard chassis for vehicles with standard chassis | <input type="checkbox"/> <input type="checkbox"/> | <input checked="" type="checkbox"/> 105063-PCS-MS 200800-PCS-MS 200030-PCS-MS |
| 1.3 (136) | 45 | 61 | 08.91-06.95 |    | for vehicles with standard chassis for vehicles with standard chassis | <input type="checkbox"/> <input type="checkbox"/> | <input checked="" type="checkbox"/> 105063-PCS-MS 200800-PCS-MS 200030-PCS-MS |
| 1.3 | 50 | 68 | 01.94-06.95 |    | for vehicles with standard chassis for vehicles with standard chassis | <input type="checkbox"/> <input type="checkbox"/> | <input checked="" type="checkbox"/> 105063-PCS-MS 200800-PCS-MS 200030-PCS-MS |

FAVORIT Pickup (787)











| | | | | | | | |
|-----|----|----|-------------|--|------------------------------------|--|--------------------------------|
| 1.3 | 40 | 54 | 12.92-06.97 |   | for vehicles with standard chassis | <input type="checkbox"/> <input type="checkbox"/> | 200800-PCS-MS 200030-PCS-MS |
| 1.3 | 42 | 57 | 12.92-06.97 |   | for vehicles with standard chassis | <input type="checkbox"/> <input type="checkbox"/> | 200800-PCS-MS 200030-PCS-MS |
| 1.3 | 50 | 68 | 12.92-06.97 |   | for vehicles with standard chassis | <input type="checkbox"/> <input type="checkbox"/> | 200800-PCS-MS 200030-PCS-MS |

SKODA









FELICIA I (6U1)

| | | | | | | | |
|--------|----|----|-------------|--|---|---|---|
| 1.3 | 40 | 54 | 10.94-03.98 |   | for vehicles with standard chassis, with ABS for vehicles with standard chassis, without ABS for vehicles with standard chassis or off-road susp. | <input type="checkbox"/> <input type="checkbox"/> <input checked="" type="checkbox"/> | 200638-PCS-MS 200030-PCS-MS 105063-PCS-MS |
| 1.3 | 43 | 58 | 10.94-03.98 |   | for vehicles with standard chassis, with ABS for vehicles with standard chassis, without ABS for vehicles with standard chassis or off-road susp. | <input type="checkbox"/> <input type="checkbox"/> <input checked="" type="checkbox"/> | 200638-PCS-MS 200030-PCS-MS 105063-PCS-MS |
| 1.3 | 50 | 68 | 10.94-03.98 |   | for vehicles with standard chassis, with ABS for vehicles with standard chassis, without ABS for vehicles with standard chassis or off-road susp. | <input type="checkbox"/> <input type="checkbox"/> <input checked="" type="checkbox"/> | 200638-PCS-MS 200030-PCS-MS 105063-PCS-MS |
| 1.6 LX | 55 | 75 | 08.95-03.98 |   | for vehicles with standard chassis, with ABS for vehicles with standard chassis, without ABS for vehicles with standard chassis or off-road susp. | <input type="checkbox"/> <input type="checkbox"/> <input checked="" type="checkbox"/> | 200638-PCS-MS 200030-PCS-MS 105063-PCS-MS |
| 1.9 D | 47 | 64 | 10.95-03.98 |   | for vehicles with standard chassis, with ABS for vehicles with standard chassis, without ABS for vehicles with standard chassis or off-road susp. | <input type="checkbox"/> <input type="checkbox"/> <input checked="" type="checkbox"/> | 200638-PCS-MS 200030-PCS-MS 105063-PCS-MS |













FELICIA I Estate (6U5)

| | | | | | | | |
|---------|----|----|-------------|--|---|--|--------------------------------|
| 1.3 LX | 40 | 54 | 08.95-03.98 |   | for vehicles with standard chassis, with ABS for vehicles with standard chassis, without ABS | <input type="checkbox"/> <input type="checkbox"/> | 200638-PCS-MS 200030-PCS-MS |
| 1.3 | 43 | 58 | 08.95-03.98 |   | for vehicles with standard chassis, with ABS for vehicles with standard chassis, without ABS | <input type="checkbox"/> <input type="checkbox"/> | 200638-PCS-MS 200030-PCS-MS |
| 1.3 LXi | 50 | 68 | 08.95-03.98 |   | for vehicles with standard chassis, with ABS for vehicles with standard chassis, without ABS | <input type="checkbox"/> <input type="checkbox"/> | 200638-PCS-MS 200030-PCS-MS |
| 1.6 GLX | 55 | 75 | 08.95-03.98 |   | for vehicles with standard chassis, with ABS for vehicles with standard chassis, without ABS | <input type="checkbox"/> <input type="checkbox"/> | 200638-PCS-MS 200030-PCS-MS |
| 1.9 D | 47 | 64 | 10.95-03.98 |   | for vehicles with standard chassis, with ABS for vehicles with standard chassis, without ABS | <input type="checkbox"/> <input type="checkbox"/> | 200638-PCS-MS 200030-PCS-MS |

FELICIA I Fun (797)









| | | | | | | | |
|-------|----|----|--------|--|---|--|--------------------------------|
| 1.3 | 40 | 54 | 06.97- |   | for vehicles with standard chassis for vehicles with standard chassis, without ABS | <input type="checkbox"/> <input type="checkbox"/> | 200638-PCS-MS 200030-PCS-MS |
| 1.3 | 50 | 68 | 06.97- |   | for vehicles with standard chassis for vehicles with standard chassis, without ABS | <input type="checkbox"/> <input type="checkbox"/> | 200638-PCS-MS 200030-PCS-MS |
| 1.6 | 55 | 75 | 06.97- |   | for vehicles with standard chassis for vehicles with standard chassis, without ABS | <input type="checkbox"/> <input type="checkbox"/> | 200638-PCS-MS 200030-PCS-MS |
| 1.9 D | 47 | 64 | 06.97- |   | for vehicles with standard chassis for vehicles with standard chassis, without ABS | <input type="checkbox"/> <input type="checkbox"/> | 200638-PCS-MS 200030-PCS-MS |

FELICIA II (6U1)









| | | | | | | | |
|-------|----|----|-------------|---|---|--|--|
| 1.3 | 40 | 54 | 01.98-06.01 |   | for vehicles with standard chassis, with ABS for vehicles with standard chassis, without ABS | <input type="checkbox"/> <input type="checkbox"/> | 200638-PCS-MS 200030-PCS-MS |
| 1.3 | 43 | 58 | 01.98-06.01 |   | for vehicles with standard chassis or off-road susp. for vehicles with standard chassis, with ABS for vehicles with standard chassis, without ABS | <input checked="" type="checkbox"/> <input type="checkbox"/> <input type="checkbox"/> | 105063-PCS-MS 200638-PCS-MS 200030-PCS-MS |
| 1.3 | 50 | 68 | 01.98-06.01 |    | for vehicles with standard chassis or off-road susp. for vehicles with standard chassis, with ABS for vehicles with standard chassis, without ABS | <input checked="" type="checkbox"/> <input type="checkbox"/> <input type="checkbox"/> | 105063-PCS-MS 200638-PCS-MS 200030-PCS-MS |
| 1.6 | 55 | 75 | 01.98-06.01 |   | for vehicles with standard chassis or off-road susp. for vehicles with standard chassis, with ABS for vehicles with standard chassis, without ABS | <input checked="" type="checkbox"/> <input type="checkbox"/> <input type="checkbox"/> | 105063-PCS-MS 200638-PCS-MS 200030-PCS-MS |
| 1.9 D | 47 | 64 | 01.98-06.01 |    | for vehicles with standard chassis or off-road susp. for vehicles with standard chassis, with ABS for vehicles with standard chassis, without ABS for vehicles with standard chassis or off-road susp. | <input checked="" type="checkbox"/> <input type="checkbox"/> <input type="checkbox"/> <input checked="" type="checkbox"/> | 105063-PCS-MS 200638-PCS-MS 200030-PCS-MS 105063-PCS-MS |

SKODA













FELICIA II Estate (6U5)

| | | | | | | | |
|-------|----|----|-------------|---|---|--|--|
| 1.3 | 50 | 68 | 01.98-06.01 |   | for vehicles with standard chassis, with ABS for vehicles with standard chassis, without ABS | <input type="checkbox"/> <input type="checkbox"/> | 200638-PCS-MS 200030-PCS-MS |
| 1.6 | 55 | 75 | 01.98-06.01 |    | for vehicles with standard chassis or off-road susp. for vehicles with standard chassis, with ABS for vehicles with standard chassis, without ABS | <input checked="" type="checkbox"/> <input type="checkbox"/> <input type="checkbox"/> | 105063-PCS-MS 200638-PCS-MS 200030-PCS-MS |
| 1.9 D | 47 | 64 | 01.98-06.01 |    | for vehicles with standard chassis or off-road susp. for vehicles with standard chassis, with ABS for vehicles with standard chassis, without ABS for vehicles with standard chassis or off-road susp. | <input checked="" type="checkbox"/> <input type="checkbox"/> <input type="checkbox"/> <input checked="" type="checkbox"/> | 105063-PCS-MS 200638-PCS-MS 200030-PCS-MS 105063-PCS-MS |

SUPERB (3U4)




| | | | | | | | |
|---------|-----|-----|--------|---|--|-------------------------------------|---------------|
| 1.8 T | 110 | 150 | 02.02- |  | for vehicles with standard and lowered chassis | <input checked="" type="checkbox"/> | 556277-PCS-MS |
| 2.0 | 85 | 115 | 02.02- |  | for vehicles with standard and lowered chassis | <input checked="" type="checkbox"/> | 556277-PCS-MS |
| 2.8 V6 | 142 | 193 | 02.02- |  | for vehicles with standard and lowered chassis | <input checked="" type="checkbox"/> | 556277-PCS-MS |
| 1.9 TDI | 74 | 101 | 08.02- |  | for vehicles with standard and lowered chassis | <input checked="" type="checkbox"/> | 556277-PCS-MS |
| 1.9 TDI | 96 | 130 | 02.02- |  | for vehicles with standard and lowered chassis | <input checked="" type="checkbox"/> | 556277-PCS-MS |
| 2.0 TDI | 103 | 140 | 10.05- |  | for vehicles with standard and lowered chassis | <input checked="" type="checkbox"/> | 556277-PCS-MS |
| 2.5 TDI | 114 | 155 | 02.02- |  | for vehicles with standard and lowered chassis | <input checked="" type="checkbox"/> | 556277-PCS-MS |
| 2.5 TDI | 120 | 163 | 06.03- |  | for vehicles with standard and lowered chassis | <input checked="" type="checkbox"/> | 556277-PCS-MS |

OCTAVIA (1U2)









| | | | | | | | |
|---------|-----|-----|-------------|---|-----------------------------|-------------------------------------|---------------|
| 1.4 | 44 | 60 | 04.99- |  | without off-road suspension | <input checked="" type="checkbox"/> | 556277-PCS-MS |
| 1.4 16V | 55 | 75 | 09.00- |  | without off-road suspension | <input checked="" type="checkbox"/> | 556277-PCS-MS |
| 1.6 | 55 | 75 | 09.96-09.00 |  | without off-road suspension | <input checked="" type="checkbox"/> | 556277-PCS-MS |
| 1.6 | 74 | 101 | 02.97- |  | without off-road suspension | <input checked="" type="checkbox"/> | 556277-PCS-MS |
| 1.6 | 75 | 102 | 11.00- |  | without off-road suspension | <input checked="" type="checkbox"/> | 556277-PCS-MS |
| 1.8 | 92 | 125 | 09.96- |  | without off-road suspension | <input checked="" type="checkbox"/> | 556277-PCS-MS |
| 1.8 T | 110 | 150 | 08.97- |  | without off-road suspension | <input checked="" type="checkbox"/> | 556277-PCS-MS |
| 2.0 | 85 | 116 | 04.99- |  | without off-road suspension | <input checked="" type="checkbox"/> | 556277-PCS-MS |
| 1.9 SDI | 50 | 68 | 06.97- |  | without off-road suspension | <input checked="" type="checkbox"/> | 556277-PCS-MS |
| 1.9 TDI | 66 | 90 | 09.96- |  | without off-road suspension | <input checked="" type="checkbox"/> | 556277-PCS-MS |
| 1.9 TDI | 81 | 110 | 08.97- |  | without off-road suspension | <input checked="" type="checkbox"/> | 556277-PCS-MS |
| 1.9 TDI | 96 | 130 | 01.03- |  | without off-road suspension | <input checked="" type="checkbox"/> | 556277-PCS-MS |

VAUXHALL

ASTRA Estate
















| | | | | | | | |
|-------|----|----|-------------|---|------------------------------------|-------------------------------------|---------------|
| 1.3 S | 55 | 75 | 09.79-08.84 |  | for vehicles with standard chassis | <input checked="" type="checkbox"/> | 105719-PCS-MS |
| 1.6 S | 66 | 90 | 09.81-08.86 |  | for vehicles with standard chassis | <input checked="" type="checkbox"/> | 105719-PCS-MS |
| 1.6 D | 40 | 54 | 02.82-08.86 |  | for vehicles with standard chassis | <input checked="" type="checkbox"/> | 105719-PCS-MS |

ASTRA Mk II Belmont
























| | | | | | | | |
|-------|----|----|-------------|---|--|--------------------------|--|
| 1.3 | 55 | 75 | 09.85-08.91 |   | for vehicles with standard chassis for vehicles with standard chassis | <input type="checkbox"/> | 105790-PCS-MS 105818-PCS-MS |
| 1.4 i | 44 | 60 | 01.90-12.91 |    | for vehicles with standard chassis for vehicles with standard chassis for vehicles with standard chassis | <input type="checkbox"/> | 100338-PCS-MS 105790-PCS-MS 105818-PCS-MS |
| 1.6 S | 60 | 82 | 01.89-12.91 |    | for vehicles with standard chassis for vehicles with standard chassis for vehicles with standard chassis | <input type="checkbox"/> | 100338-PCS-MS 105790-PCS-MS 105818-PCS-MS 100338-PCS-MS |

VAUXHALL

ASTRA Mk II Belmont







| | | | | | | | |
|--------|----|-----|-------------|--|--|-------------------------------------|--|
| 1.6 | 66 | 90 | 09.85-08.91 |   | for vehicles with standard chassis for vehicles with standard chassis | <input checked="" type="checkbox"/> | 105790-PCS-MS 105818-PCS-MS |
| 1.8 | 82 | 111 | 01.86-12.90 |   | for vehicles with standard chassis for vehicles with standard chassis | <input type="checkbox"/> | 100338-PCS-MS 105790-PCS-MS 105818-PCS-MS |
| 1.8 i | 85 | 115 | 09.85-08.91 |   | for vehicles with standard chassis for vehicles with standard chassis | <input type="checkbox"/> | 100338-PCS-MS 105790-PCS-MS 105818-PCS-MS |
| 1.5 DT | 49 | 67 | 01.88-08.90 |   | for vehicles with standard chassis for vehicles with standard chassis | <input type="checkbox"/> | 100338-PCS-MS 105790-PCS-MS 105818-PCS-MS |
| 1.5 DT | 53 | 72 | 01.87-08.89 |   | for vehicles with standard chassis for vehicles with standard chassis | <input type="checkbox"/> | 100338-PCS-MS 105790-PCS-MS 105818-PCS-MS |
| 1.6 D | 40 | 54 | 09.85-08.91 |   | for vehicles with standard chassis for vehicles with standard chassis | <input type="checkbox"/> | 100338-PCS-MS 105790-PCS-MS 105818-PCS-MS |
| 1.7 D | 42 | 52 | 01.89-12.91 |    | for vehicles with standard chassis for vehicles with standard chassis for vehicles with standard chassis | <input type="checkbox"/> | 100338-PCS-MS 105790-PCS-MS 105818-PCS-MS 100338-PCS-MS |

ASTRA Mk II Convertible















| | | | | | | | |
|-----------|----|-----|-------------|---|--|-------------------------------------|--|
| 1.6 i | 55 | 75 | 01.91-08.93 |   | for vehicles with standard chassis for vehicles with standard chassis | <input checked="" type="checkbox"/> | 105790-PCS-MS 105818-PCS-MS |
| 1.6 i CAT | 55 | 75 | 10.87-02.93 |   | for vehicles with standard chassis for vehicles with standard chassis | <input type="checkbox"/> | 100338-PCS-MS 105790-PCS-MS 105818-PCS-MS |
| 1.6 i | 60 | 82 | 01.87-12.91 |   | for vehicles with standard chassis for vehicles with standard chassis | <input type="checkbox"/> | 100338-PCS-MS 105790-PCS-MS 105818-PCS-MS |
| 2.0 i | 85 | 115 | 01.87-12.91 |   | for vehicles with standard chassis for vehicles with standard chassis | <input type="checkbox"/> | 100338-PCS-MS 105790-PCS-MS 105818-PCS-MS |
| 2.0 i CAT | 85 | 115 | 01.91-08.93 |    | for vehicles with standard chassis for vehicles with standard chassis for vehicles with standard chassis | <input type="checkbox"/> | 100338-PCS-MS 105790-PCS-MS 105818-PCS-MS 100338-PCS-MS |
| 1.2 | 44 | 60 | 09.84-12.88 |   | for vehicles with standard chassis for vehicles with standard chassis | <input type="checkbox"/> | 105790-PCS-MS 100338-PCS-MS |
| 1.3 | 55 | 75 | 09.84-08.91 |   | for vehicles with standard chassis for vehicles with standard chassis | <input type="checkbox"/> | 105790-PCS-MS 100338-PCS-MS |
| 1.4 S | 55 | 75 | 01.89-08.91 |   | for vehicles with standard chassis for vehicles with standard chassis | <input type="checkbox"/> | 105790-PCS-MS 100338-PCS-MS |
| 1.6 | 60 | 82 | 09.84-08.91 |   | for vehicles with standard chassis for vehicles with standard chassis | <input type="checkbox"/> | 105790-PCS-MS 100338-PCS-MS |
| 1.6 S | 66 | 90 | 09.84-08.86 |   | for vehicles with standard chassis for vehicles with standard chassis | <input type="checkbox"/> | 105790-PCS-MS 100338-PCS-MS |
| 1.8 i | 83 | 112 | 01.90-08.91 |   | for vehicles with standard chassis for vehicles with standard chassis | <input type="checkbox"/> | 105790-PCS-MS 100338-PCS-MS |

VAUXHALL


























ASTRA Mk II Estate

| | | | | | | | |
|--------|----|----|-------------|---|------------------------------------|-------------------------------------|---------------|
| 1.5 DT | 49 | 67 | 01.88-08.91 |  | for vehicles with standard chassis | <input checked="" type="checkbox"/> | 105790-PCS-MS |
| | | | |  | for vehicles with standard chassis | <input type="checkbox"/> | 100338-PCS-MS |
| 1.6 D | 40 | 54 | 09.84-12.89 |  | for vehicles with standard chassis | <input checked="" type="checkbox"/> | 105790-PCS-MS |
| | | | |  | for vehicles with standard chassis | <input type="checkbox"/> | 100338-PCS-MS |
| 1.7 D | 42 | 57 | 02.89-08.91 |  | for vehicles with standard chassis | <input checked="" type="checkbox"/> | 105790-PCS-MS |
| | | | |  | for vehicles with standard chassis | <input type="checkbox"/> | 100338-PCS-MS |

ASTRA Hatchback

| | | | | | | | |
|---------|----|-----|-------------|---|------------------------------------|-------------------------------------|---------------|
| 1.2 S | 44 | 60 | 02.82-08.84 |  | for vehicles with standard chassis | <input checked="" type="checkbox"/> | 105790-PCS-MS |
| | | | |  | for vehicles with standard chassis | <input checked="" type="checkbox"/> | 105818-PCS-MS |
| | | | |  | for vehicles with standard chassis | <input type="checkbox"/> | 100338-PCS-MS |
| 1.3 S | 55 | 75 | 09.79-08.84 |  | for vehicles with standard chassis | <input checked="" type="checkbox"/> | 105790-PCS-MS |
| | | | |  | for vehicles with standard chassis | <input checked="" type="checkbox"/> | 105818-PCS-MS |
| | | | |  | for vehicles with standard chassis | <input type="checkbox"/> | 100338-PCS-MS |
| 1.6 S | 66 | 90 | 09.81-08.86 |  | for vehicles with standard chassis | <input checked="" type="checkbox"/> | 105790-PCS-MS |
| | | | |  | for vehicles with standard chassis | <input checked="" type="checkbox"/> | 105818-PCS-MS |
| | | | |  | for vehicles with standard chassis | <input type="checkbox"/> | 100338-PCS-MS |
| 1.6 D | 40 | 54 | 03.82-08.86 |  | for vehicles with standard chassis | <input checked="" type="checkbox"/> | 105790-PCS-MS |
| | | | |  | for vehicles with standard chassis | <input checked="" type="checkbox"/> | 105818-PCS-MS |
| | | | |  | for vehicles with standard chassis | <input type="checkbox"/> | 100338-PCS-MS |
| 1.8 GTE | 85 | 115 | 03.83-08.86 |  | for vehicles with standard chassis | <input checked="" type="checkbox"/> | 105818-PCS-MS |
| | | | |  | for vehicles with standard chassis | <input type="checkbox"/> | 100338-PCS-MS |

ASTRA Mk II Hatchback

| | | | | | | | |
|-------------|-----|-----|-------------|---|------------------------------------|-------------------------------------|---------------|
| 1.2 | 44 | 60 | 09.84-08.91 |  | for vehicles with standard chassis | <input checked="" type="checkbox"/> | 105790-PCS-MS |
| | | | |  | for vehicles with standard chassis | <input checked="" type="checkbox"/> | 105818-PCS-MS |
| | | | |  | for vehicles with standard chassis | <input type="checkbox"/> | 100338-PCS-MS |
| 1.3 | 55 | 75 | 09.84-08.91 |  | for vehicles with standard chassis | <input checked="" type="checkbox"/> | 105790-PCS-MS |
| | | | |  | for vehicles with standard chassis | <input checked="" type="checkbox"/> | 105818-PCS-MS |
| | | | |  | for vehicles with standard chassis | <input type="checkbox"/> | 100338-PCS-MS |
| 1.4 i | 44 | 60 | 01.90-08.91 |  | for vehicles with standard chassis | <input checked="" type="checkbox"/> | 105790-PCS-MS |
| | | | |  | for vehicles with standard chassis | <input checked="" type="checkbox"/> | 105818-PCS-MS |
| | | | |  | for vehicles with standard chassis | <input type="checkbox"/> | 100338-PCS-MS |
| 1.4 S | 55 | 75 | 01.90-08.91 |  | for vehicles with standard chassis | <input checked="" type="checkbox"/> | 105790-PCS-MS |
| | | | |  | for vehicles with standard chassis | <input checked="" type="checkbox"/> | 105818-PCS-MS |
| | | | |  | for vehicles with standard chassis | <input type="checkbox"/> | 100338-PCS-MS |
| 1.6 | 60 | 82 | 09.84-08.91 |  | for vehicles with standard chassis | <input checked="" type="checkbox"/> | 105790-PCS-MS |
| | | | |  | for vehicles with standard chassis | <input checked="" type="checkbox"/> | 105818-PCS-MS |
| | | | |  | for vehicles with standard chassis | <input type="checkbox"/> | 100338-PCS-MS |
| 1.6 S | 66 | 90 | 09.84-08.86 |  | for vehicles with standard chassis | <input checked="" type="checkbox"/> | 105790-PCS-MS |
| | | | |  | for vehicles with standard chassis | <input checked="" type="checkbox"/> | 105818-PCS-MS |
| | | | |  | for vehicles with standard chassis | <input type="checkbox"/> | 100338-PCS-MS |
| 1.6 D | 40 | 54 | 09.84-12.89 |  | for vehicles with standard chassis | <input checked="" type="checkbox"/> | 105790-PCS-MS |
| | | | |  | for vehicles with standard chassis | <input checked="" type="checkbox"/> | 105818-PCS-MS |
| | | | |  | for vehicles with standard chassis | <input type="checkbox"/> | 100338-PCS-MS |
| 1.7 D | 42 | 57 | 01.89-08.91 |  | for vehicles with standard chassis | <input checked="" type="checkbox"/> | 105790-PCS-MS |
| | | | |  | for vehicles with standard chassis | <input checked="" type="checkbox"/> | 105818-PCS-MS |
| | | | |  | for vehicles with standard chassis | <input type="checkbox"/> | 100338-PCS-MS |
| 1.8 GTE | 82 | 112 | 09.84-08.91 |  | for vehicles with standard chassis | <input checked="" type="checkbox"/> | 105818-PCS-MS |
| | | | | | for vehicles with standard chassis | <input type="checkbox"/> | 100338-PCS-MS |
| 2.0 GTE | 95 | 129 | 09.86-08.91 | | for vehicles with standard chassis | <input checked="" type="checkbox"/> | 105818-PCS-MS |
| | | | | | for vehicles with standard chassis | <input type="checkbox"/> | 100338-PCS-MS |
| 2.0 GTE 16V | 115 | 156 | 05.88-08.91 | | for vehicles with standard chassis | <input checked="" type="checkbox"/> | 105818-PCS-MS |
| | | | | | for vehicles with standard chassis | <input type="checkbox"/> | 100338-PCS-MS |

**KW****PS****1**GAS
OIL**INFO****MS****VAUXHALL****ASTRA Mk III Estate**














| | | | | | | | |
|-----------|-----|-----|-------------|--|------------------------------------|-------------------------------------|---------------|
| 1.4 i | 44 | 60 | 09.91-02.98 | | for vehicles with standard chassis | <input checked="" type="checkbox"/> | 105719-PCS-MS |
| | | | | | for vehicles with standard chassis | <input type="checkbox"/> | 115259-PCS-MS |
| 1.4 S | 55 | 75 | 09.91-02.98 | | for vehicles with standard chassis | <input checked="" type="checkbox"/> | 105719-PCS-MS |
| | | | | | for vehicles with standard chassis | <input type="checkbox"/> | 115259-PCS-MS |
| 1.4 i | 60 | 82 | 03.91-02.98 | | for vehicles with standard chassis | <input checked="" type="checkbox"/> | 105719-PCS-MS |
| | | | | | for vehicles with standard chassis | <input type="checkbox"/> | 115259-PCS-MS |
| 1.4 i 16V | 66 | 90 | 02.96-01.98 | | for vehicles with standard chassis | <input checked="" type="checkbox"/> | 105719-PCS-MS |
| | | | | | for vehicles with standard chassis | <input type="checkbox"/> | 115259-PCS-MS |
| 1.6 i | 52 | 71 | 07.94-02.98 | | for vehicles with standard chassis | <input checked="" type="checkbox"/> | 105719-PCS-MS |
| | | | | | for vehicles with standard chassis | <input type="checkbox"/> | 115259-PCS-MS |
| 1.6 i | 55 | 75 | 09.91-02.98 | | for vehicles with standard chassis | <input checked="" type="checkbox"/> | 105719-PCS-MS |
| | | | | | for vehicles with standard chassis | <input type="checkbox"/> | 115259-PCS-MS |
| 1.6 Si | 74 | 100 | 03.91-12.94 | | for vehicles with standard chassis | <input checked="" type="checkbox"/> | 105719-PCS-MS |
| | | | | | for vehicles with standard chassis | <input type="checkbox"/> | 115259-PCS-MS |
| 1.6 i 16V | 74 | 100 | 01.94-02.98 | | for vehicles with standard chassis | <input checked="" type="checkbox"/> | 105719-PCS-MS |
| | | | | | for vehicles with standard chassis | <input type="checkbox"/> | 115259-PCS-MS |
| 1.8 i | 66 | 90 | 09.91-02.98 | | for vehicles with standard chassis | <input checked="" type="checkbox"/> | 105719-PCS-MS |
| | | | | | for vehicles with standard chassis | <input type="checkbox"/> | 115259-PCS-MS |
| 1.8 i 16V | 85 | 115 | 09.94-02.98 | | for vehicles with standard chassis | <input checked="" type="checkbox"/> | 105719-PCS-MS |
| | | | | | for vehicles with standard chassis | <input type="checkbox"/> | 115259-PCS-MS |
| 1.8 i 16V | 92 | 125 | 09.94-02.98 | | for vehicles with standard chassis | <input checked="" type="checkbox"/> | 105719-PCS-MS |
| | | | | | for vehicles with standard chassis | <input type="checkbox"/> | 115259-PCS-MS |
| 2.0 i | 85 | 115 | 09.91-02.98 | | for vehicles with standard chassis | <input checked="" type="checkbox"/> | 105719-PCS-MS |
| | | | | | for vehicles with standard chassis | <input type="checkbox"/> | 115259-PCS-MS |
| 2.0 i 16V | 100 | 136 | 01.94-02.98 | | for vehicles with standard chassis | <input checked="" type="checkbox"/> | 105719-PCS-MS |
| | | | | | for vehicles with standard chassis | <input type="checkbox"/> | 115259-PCS-MS |
| 1.7 D | 42 | 57 | 12.91-02.98 | | for vehicles with standard chassis | <input checked="" type="checkbox"/> | 105719-PCS-MS |
| | | | | | for vehicles with standard chassis | <input type="checkbox"/> | 115259-PCS-MS |
| 1.7 D | 44 | 60 | 03.91-12.94 | | for vehicles with standard chassis | <input checked="" type="checkbox"/> | 105719-PCS-MS |
| | | | | | for vehicles with standard chassis | <input type="checkbox"/> | 115259-PCS-MS |
| 1.7 TD | 60 | 82 | 12.91-02.98 | | for vehicles with standard chassis | <input checked="" type="checkbox"/> | 105719-PCS-MS |
| | | | | | for vehicles with standard chassis | <input type="checkbox"/> | 115259-PCS-MS |
| 1.7 TD | 50 | 68 | 01.94-02.98 | | for vehicles with standard chassis | <input checked="" type="checkbox"/> | 105719-PCS-MS |
| | | | | | for vehicles with standard chassis | <input type="checkbox"/> | 115259-PCS-MS |

ASTRA Mk III Hatchback




















| | | | | | | | |
|-----------|----|----|-------------|--|------------------------------------|-------------------------------------|---------------|
| 1.4 i | 44 | 60 | 09.91-02.98 | | for vehicles with standard chassis | <input checked="" type="checkbox"/> | 105790-PCS-MS |
| | | | | | for vehicles with standard chassis | <input checked="" type="checkbox"/> | 105818-PCS-MS |
| | | | | | for vehicles with standard chassis | <input type="checkbox"/> | 115259-PCS-MS |
| 1.4 S | 55 | 75 | 09.91-02.98 | | for vehicles with standard chassis | <input checked="" type="checkbox"/> | 105790-PCS-MS |
| | | | | | for vehicles with standard chassis | <input checked="" type="checkbox"/> | 105818-PCS-MS |
| | | | | | for vehicles with standard chassis | <input type="checkbox"/> | 115259-PCS-MS |
| 1.4 i | 60 | 82 | 03.92-02.98 | | for vehicles with standard chassis | <input checked="" type="checkbox"/> | 105790-PCS-MS |
| | | | | | for vehicles with standard chassis | <input checked="" type="checkbox"/> | 105818-PCS-MS |
| | | | | | for vehicles with standard chassis | <input type="checkbox"/> | 115259-PCS-MS |
| 1.4 i 16V | 66 | 90 | 02.96-02.98 | | for vehicles with standard chassis | <input checked="" type="checkbox"/> | 105790-PCS-MS |
| | | | | | for vehicles with standard chassis | <input checked="" type="checkbox"/> | 105818-PCS-MS |
| | | | | | for vehicles with standard chassis | <input type="checkbox"/> | 115259-PCS-MS |
| 1.6 i | 52 | 71 | 07.94-02.98 | | for vehicles with standard chassis | <input checked="" type="checkbox"/> | 105790-PCS-MS |
| | | | | | for vehicles with standard chassis | <input checked="" type="checkbox"/> | 105818-PCS-MS |
| | | | | | for vehicles with standard chassis | <input type="checkbox"/> | 115259-PCS-MS |
| 1.6 i | 55 | 75 | 09.91-02.98 | | for vehicles with standard chassis | <input checked="" type="checkbox"/> | 105790-PCS-MS |
| | | | | | for vehicles with standard chassis | <input checked="" type="checkbox"/> | 105818-PCS-MS |
| | | | | | for vehicles with standard chassis | <input type="checkbox"/> | 115259-PCS-MS |

VAUXHALL

ASTRA Mk III Hatchback






| | | | | | | | |
|-----------|----|-----|-------------|--|--|--------------------------|---|
| 1.6 i | 74 | 100 | 03.92-02.98 |   | for vehicles with standard chassis for vehicles with standard chassis | | <ul style="list-style-type: none"> ■ 105790-PCS-MS ■ 105818-PCS-MS |
| 1.6 i 16V | 74 | 101 | 01.94-02.98 |   | for vehicles with standard chassis for vehicles with standard chassis | <input type="checkbox"/> | <ul style="list-style-type: none"> ■ 115259-PCS-MS ■ 105790-PCS-MS ■ 105818-PCS-MS |
| 1.7 D | 43 | 57 | 12.91-02.98 |   | for vehicles with standard chassis for vehicles with standard chassis | <input type="checkbox"/> | <ul style="list-style-type: none"> ■ 115259-PCS-MS ■ 105790-PCS-MS ■ 105818-PCS-MS |
| 1.7 D | 44 | 60 | 09.91-12.94 |   | for vehicles with standard chassis for vehicles with standard chassis | <input type="checkbox"/> | <ul style="list-style-type: none"> ■ 115259-PCS-MS ■ 105790-PCS-MS ■ 105818-PCS-MS |
| 1.7 TD | 50 | 68 | 11.94-02.98 |   | for vehicles with standard chassis for vehicles with standard chassis | <input type="checkbox"/> | <ul style="list-style-type: none"> ■ 115259-PCS-MS ■ 105790-PCS-MS ■ 105818-PCS-MS |
| 1.7 TD | 60 | 82 | 12.91-02.98 |   | for vehicles with standard chassis for vehicles with standard chassis | <input type="checkbox"/> | <ul style="list-style-type: none"> ■ 115259-PCS-MS ■ 105790-PCS-MS ■ 105818-PCS-MS |
| 2.0 i | 85 | 115 | 09.91-02.98 |  | for vehicles with standard chassis | <input type="checkbox"/> | <ul style="list-style-type: none"> ■ 115259-PCS-MS |

ASTRA Mk III













| | | | | | | | |
|-----------|----|-----|-------------|---|--|--------------------------|---|
| 1.4 i | 44 | 60 | 09.91-09.98 |   | for vehicles with standard chassis for vehicles with standard chassis | | <ul style="list-style-type: none"> ■ 105790-PCS-MS ■ 105818-PCS-MS |
| 1.4 i | 60 | 82 | 03.92-09.98 |   | for vehicles with standard chassis for vehicles with standard chassis | <input type="checkbox"/> | <ul style="list-style-type: none"> ■ 115259-PCS-MS ■ 105790-PCS-MS ■ 105818-PCS-MS |
| 1.4 i 16V | 66 | 90 | 02.96-09.98 |   | for vehicles with standard chassis for vehicles with standard chassis | <input type="checkbox"/> | <ul style="list-style-type: none"> ■ 115259-PCS-MS ■ 105790-PCS-MS ■ 105818-PCS-MS |
| 1.6 i | 54 | 71 | 08.94-07.96 |   | for vehicles with standard chassis for vehicles with standard chassis | <input type="checkbox"/> | <ul style="list-style-type: none"> ■ 115259-PCS-MS ■ 105790-PCS-MS ■ 105818-PCS-MS |
| 1.6 i | 55 | 75 | 03.92-09.98 |   | for vehicles with standard chassis for vehicles with standard chassis | <input type="checkbox"/> | <ul style="list-style-type: none"> ■ 115259-PCS-MS ■ 105790-PCS-MS ■ 105818-PCS-MS |
| 1.6 i | 74 | 100 | 05.92-12.94 |   | for vehicles with standard chassis for vehicles with standard chassis | <input type="checkbox"/> | <ul style="list-style-type: none"> ■ 115259-PCS-MS ■ 105790-PCS-MS ■ 105818-PCS-MS |
| 1.6 i 16V | 74 | 100 | 08.94-09.98 |   | for vehicles with standard chassis for vehicles with standard chassis | <input type="checkbox"/> | <ul style="list-style-type: none"> ■ 115259-PCS-MS ■ 105790-PCS-MS ■ 105818-PCS-MS |
| 1.7 D | 42 | 57 | 03.92-09.92 |   | for vehicles with standard chassis for vehicles with standard chassis | <input type="checkbox"/> | <ul style="list-style-type: none"> ■ 115259-PCS-MS ■ 105790-PCS-MS ■ 105818-PCS-MS |
| 1.7 D | 44 | 60 | 07.92-09.98 |    | for vehicles with standard chassis for vehicles with standard chassis for vehicles with standard chassis | <input type="checkbox"/> | <ul style="list-style-type: none"> ■ 115259-PCS-MS ■ 105790-PCS-MS ■ 105818-PCS-MS |

VAUXHALL






ASTRA Mk III

| | | | | | | | |
|--------|-----|-----|-------------|--|--|-------------------------------------|---|
| 1.7 TD | 50 | 68 | 11.94-09.98 |   | for vehicles with standard chassis for vehicles with standard chassis | <input checked="" type="checkbox"/> | 105790-PCS-MS 105818-PCS-MS |
| 1.7 TD | 60 | 82 | 12.91-09.98 |   | for vehicles with standard chassis for vehicles with standard chassis | <input type="checkbox"/> | 115259-PCS-MS 105790-PCS-MS 105818-PCS-MS |
| 2.0 i | 100 | 136 | 03.92-09.98 |  | for vehicles with standard chassis | <input type="checkbox"/> | 115259-PCS-MS |








ASTRA Mk III Convertible

| | | | | | | | |
|-----------|----|-----|-------------|--|--|-------------------------------------|--------------------------------|
| 1.4 i | 60 | 82 | 05.93-03.01 |   | | <input checked="" type="checkbox"/> | 105818-PCS-MS 115259-PCS-MS |
| 1.4 i 16V | 66 | 90 | 01.96-03.01 |   | | <input type="checkbox"/> | 105818-PCS-MS 115259-PCS-MS |
| 1.6 i | 52 | 71 | 03.93-08.96 |   | | <input type="checkbox"/> | 105818-PCS-MS 115259-PCS-MS |
| 1.6 i | 55 | 75 | 01.96-03.01 |   | | <input type="checkbox"/> | 105818-PCS-MS 115259-PCS-MS |
| 1.8 16V | 85 | 116 | 11.94-03.01 |   | | <input type="checkbox"/> | 105818-PCS-MS 115259-PCS-MS |
| 2.0 i | 85 | 115 | 03.93-10.94 |   | | <input type="checkbox"/> | 105818-PCS-MS 115259-PCS-MS |












ASTRA VAN Mk III

| | | | | | | | |
|--------|----|----|-------------|---|--|--------------------------|---------------|
| 1.4 i | 44 | 60 | 01.91-10.94 |  | | <input type="checkbox"/> | 115259-PCS-MS |
| 1.6 i | 52 | 71 | 02.94-10.96 |  | | <input type="checkbox"/> | 115259-PCS-MS |
| 1.6 i | 55 | 75 | 01.91-08.98 |  | | <input type="checkbox"/> | 115259-PCS-MS |
| 1.7 D | 44 | 60 | 01.91-08.94 |  | | <input type="checkbox"/> | 115259-PCS-MS |
| 1.7 TD | 50 | 68 | 01.94-08.98 |  | | <input type="checkbox"/> | 115259-PCS-MS |

CALIBRA

























| | | | | | | | |
|-----------------|-----|-----|-------------|---|--|--------------------------|---------------|
| 2.0 i | 85 | 115 | 06.90-07.97 |  | | <input type="checkbox"/> | 115007-PCS-MS |
| 2.0 i 4x4 | 85 | 115 | 06.90-07.97 |  | | <input type="checkbox"/> | 115007-PCS-MS |
| 2.0 i 16V | 100 | 136 | 06.90-07.97 |  | | <input type="checkbox"/> | 115007-PCS-MS |
| 2.0 i 16V 4x4 | 100 | 136 | 02.94-07.97 |  | | <input type="checkbox"/> | 115007-PCS-MS |
| 2.0 i 16V | 110 | 150 | 06.90-02.94 |  | | <input type="checkbox"/> | 115007-PCS-MS |
| 2.0 i 16V 4x4 | 110 | 150 | 06.90-02.94 |  | | <input type="checkbox"/> | 115007-PCS-MS |
| 2.0 i Turbo 4x4 | 150 | 204 | 03.92-07.97 |  | | <input type="checkbox"/> | 115007-PCS-MS |

CAVALIER Mk III Hatchback














| | | | | | | | |
|-------|----|----|-------------|---|--|--------------------------|---|
| 1.4 S | 55 | 75 | 09.88-11.95 |   | For vehicles w/o ride height adjustment For vehicles w/o ride height adjustment | <input type="checkbox"/> | 105790-PCS-MS 105818-PCS-MS 115007-PCS-MS |
| 1.6 i | 52 | 71 | 09.93-11.95 |    | For vehicles w/o ride height adjustment For vehicles w/o ride height adjustment | <input type="checkbox"/> | 105790-PCS-MS 105818-PCS-MS 115007-PCS-MS |
| 1.6 i | 55 | 75 | 09.88-11.95 |    | For vehicles w/o ride height adjustment For vehicles w/o ride height adjustment | <input type="checkbox"/> | 105790-PCS-MS 105818-PCS-MS 115007-PCS-MS |
| 1.6 | 60 | 82 | 09.88-05.93 |    | For vehicles w/o ride height adjustment For vehicles w/o ride height adjustment | <input type="checkbox"/> | 105790-PCS-MS 105818-PCS-MS 115007-PCS-MS |

VAUXHALL

CAVALIER Mk III Hatchback






















| | | | | | | | |
|---------------|-----|-----|-------------|--|---|-------------------------------------|---|
| 1.8 | 66 | 90 | 09.88-10.90 |   | For vehicles w/o ride height adjustment For vehicles w/o ride height adjustment | <input checked="" type="checkbox"/> | 105790-PCS-MS 105818-PCS-MS 115007-PCS-MS |
| 1.8 i CAT | 66 | 90 | 03.90-11.95 |   | For vehicles w/o ride height adjustment For vehicles w/o ride height adjustment | <input type="checkbox"/> | 105790-PCS-MS 105818-PCS-MS 115007-PCS-MS |
| 2.0 i | 85 | 115 | 09.88-10.92 |   | For vehicles w/o ride height adjustment For vehicles w/o ride height adjustment | <input type="checkbox"/> | 105790-PCS-MS 105818-PCS-MS 115007-PCS-MS |
| 2.0 i CAT | 85 | 115 | 09.90-11.95 |   | For vehicles w/o ride height adjustment For vehicles w/o ride height adjustment | <input type="checkbox"/> | 105790-PCS-MS 105818-PCS-MS 115007-PCS-MS |
| 2.0 SRi | 95 | 129 | 09.88-09.92 |   | For vehicles w/o ride height adjustment For vehicles w/o ride height adjustment | <input type="checkbox"/> | 105790-PCS-MS 105818-PCS-MS 115007-PCS-MS |
| 2.0 i 16V | 100 | 136 | 09.93-11.95 |   | For vehicles w/o ride height adjustment From Ch.No.:P1000001, P5000001, P7000001 | <input type="checkbox"/> | 105790-PCS-MS 105818-PCS-MS 115007-PCS-MS |
| 2.0 i 16V | 110 | 150 | 09.88-11.95 |   | For vehicles w/o ride height adjustment From MY:01/1993 From Ch.No.:P1000001, P5000001, P7000001 | <input type="checkbox"/> | 105790-PCS-MS 105818-PCS-MS 115007-PCS-MS |
| 1.7 D | 42 | 57 | 09.88-09.92 |   | For vehicles w/o ride height adjustment For vehicles w/o ride height adjustment | <input type="checkbox"/> | 105790-PCS-MS 105818-PCS-MS 115007-PCS-MS |
| 1.7 TD | 60 | 82 | 09.88-11.95 |   | For vehicles w/o ride height adjustment For vehicles w/o ride height adjustment | <input type="checkbox"/> | 105790-PCS-MS 105818-PCS-MS 115007-PCS-MS |
| 1.7 D | 44 | 60 | 07.92-11.95 |   | For vehicles w/o ride height adjustment For vehicles w/o ride height adjustment | <input type="checkbox"/> | 105790-PCS-MS 105818-PCS-MS 115007-PCS-MS |
| 2.0 i 4x4 | 85 | 115 | 01.91-10.92 |  | | <input type="checkbox"/> | 115007-PCS-MS |
| 2.0 i 4x4 | 95 | 129 | 09.88-09.92 |  | | <input type="checkbox"/> | 115007-PCS-MS |
| 2.0 i 16V 4x4 | 110 | 150 | 01.92-11.93 |  | | <input type="checkbox"/> | 115007-PCS-MS |
| 2.5 V6 | 125 | 170 | 02.93-11.95 |  | | <input type="checkbox"/> | 115007-PCS-MS |

CAVALIER Mk III





| | | | | | | | |
|-----------|----|----|-------------|---|--|-------------------------------------|---|
| 1.4 S | 55 | 75 | 09.88-11.95 |   | For vehicles w/o ride height adjustment For vehicles w/o ride height adjustment | <input checked="" type="checkbox"/> | 105790-PCS-MS 105818-PCS-MS 115007-PCS-MS |
| 1.6 i | 52 | 71 | 09.93-11.95 |   | For vehicles w/o ride height adjustment For vehicles w/o ride height adjustment | <input type="checkbox"/> | 105790-PCS-MS 105818-PCS-MS 115007-PCS-MS |
| 1.6 i | 55 | 75 | 09.88-11.95 |   | For vehicles w/o ride height adjustment For vehicles w/o ride height adjustment | <input type="checkbox"/> | 105790-PCS-MS 105818-PCS-MS 115007-PCS-MS |
| 1.6 | 60 | 82 | 09.88-05.93 |   | For vehicles w/o ride height adjustment For vehicles w/o ride height adjustment | <input type="checkbox"/> | 105790-PCS-MS 105818-PCS-MS 115007-PCS-MS |
| 1.8 | 66 | 90 | 09.88-10.92 |   | For vehicles w/o ride height adjustment For vehicles w/o ride height adjustment | <input type="checkbox"/> | 105790-PCS-MS 105818-PCS-MS 115007-PCS-MS |
| 1.8 i CAT | 66 | 90 | 03.90-11.95 |    | For vehicles w/o ride height adjustment For vehicles w/o ride height adjustment | <input type="checkbox"/> | 105790-PCS-MS 105818-PCS-MS 115007-PCS-MS |

VAUXHALL












CAVALIER Mk III

| | | | | | | | |
|-----------------|-----|-----|-------------|---|---|-------------------------------------|---|
| 2.0 i | 85 | 115 | 09.88-10.90 |   | For vehicles w/o ride height adjustment For vehicles w/o ride height adjustment | <input checked="" type="checkbox"/> | 105790-PCS-MS 105818-PCS-MS |
| 2.0 i CAT | 85 | 115 | 09.90-11.95 |   | For vehicles w/o ride height adjustment For vehicles w/o ride height adjustment | <input type="checkbox"/> | 115007-PCS-MS 105790-PCS-MS 105818-PCS-MS |
| 2.0 SRi | 95 | 129 | 09.88-09.92 |   | For vehicles w/o ride height adjustment From Ch.No.:P1000001, P5000001, P7000001 | <input type="checkbox"/> | 115007-PCS-MS 105790-PCS-MS 105818-PCS-MS |
| 2.0 SRi 16V | 100 | 136 | 09.93-11.95 |   | For vehicles w/o ride height adjustment From Ch.No.:P1000001, P5000001, P7000001 | <input type="checkbox"/> | 115007-PCS-MS 105790-PCS-MS 105818-PCS-MS |
| 2.0 i 16V | 110 | 150 | 09.88-11.95 |   | For vehicles w/o ride height adjustment For vehicles w/o ride height adjustment | <input type="checkbox"/> | 115007-PCS-MS 105790-PCS-MS 105818-PCS-MS |
| 1.7 D | 42 | 57 | 09.88-09.92 |   | For vehicles w/o ride height adjustment For vehicles w/o ride height adjustment | <input type="checkbox"/> | 115007-PCS-MS 105790-PCS-MS 105818-PCS-MS |
| 1.7 TD | 60 | 82 | 09.88-11.95 |   | For vehicles w/o ride height adjustment For vehicles w/o ride height adjustment | <input type="checkbox"/> | 115007-PCS-MS 105790-PCS-MS 105818-PCS-MS |
| 1.7 D | 44 | 60 | 07.92-11.95 |   | For vehicles w/o ride height adjustment For vehicles w/o ride height adjustment | <input type="checkbox"/> | 115007-PCS-MS 105790-PCS-MS 105818-PCS-MS |
| 2.0 i 4x4 | 85 | 115 | 01.91-10.92 |  | | <input type="checkbox"/> | 115007-PCS-MS |
| 2.0 i 4x4 | 95 | 129 | 09.88-09.92 |  | | <input type="checkbox"/> | 115007-PCS-MS |
| 2.0 i 16V 4x4 | 110 | 150 | 09.88-11.95 |  | | <input type="checkbox"/> | 115007-PCS-MS |
| 2.0 i Turbo 4x4 | 150 | 204 | 06.92-11.94 |  | | <input type="checkbox"/> | 115007-PCS-MS |
| 2.5 V6 | 125 | 170 | 02.93-11.95 |  | | <input type="checkbox"/> | 115007-PCS-MS |








COMBO

| | | | | | | | |
|-------|----|----|-------------|---|--|--------------------------|---------------|
| 1.2 | 33 | 45 | 07.94-10.01 |  | | <input type="checkbox"/> | 110459-PCS-MS |
| 1.4 | 44 | 60 | 07.94-10.01 |  | | <input type="checkbox"/> | 110459-PCS-MS |
| 1.4 | 60 | 82 | 07.94-10.01 |  | | <input type="checkbox"/> | 110459-PCS-MS |
| 1.7 D | 44 | 60 | 07.94-10.01 |  | | <input type="checkbox"/> | 110459-PCS-MS |

CORSA











| | | | | | | | |
|-------------|----|-----|-------------|---|--|--------------------------|---------------|
| 1.0 i 12V | 40 | 54 | 11.96-09.00 |  | | <input type="checkbox"/> | 110459-PCS-MS |
| 1.2 i | 33 | 45 | 03.93-09.00 |  | | <input type="checkbox"/> | 110459-PCS-MS |
| 1.2 i 16V | 48 | 65 | 03.98-09.00 |  | | <input type="checkbox"/> | 110459-PCS-MS |
| 1.4 i | 44 | 60 | 03.93-09.00 |  | | <input type="checkbox"/> | 110459-PCS-MS |
| 1.4 i S | 60 | 82 | 03.93-09.00 |  | | <input type="checkbox"/> | 110459-PCS-MS |
| 1.4 i 16V | 66 | 90 | 09.94-09.00 |  | | <input type="checkbox"/> | 110459-PCS-MS |
| 1.6 i 16V | 78 | 106 | 09.94-09.00 |  | | <input type="checkbox"/> | 110459-PCS-MS |
| 1.6 GSI 16V | 80 | 109 | 03.93-09.00 |  | | <input type="checkbox"/> | 110459-PCS-MS |
| 1.5 D | 37 | 50 | 03.93-09.00 |  | | <input type="checkbox"/> | 110459-PCS-MS |
| 1.5 TD | 49 | 67 | 03.93-10.96 |  | | <input type="checkbox"/> | 110459-PCS-MS |
| 1.7 D | 44 | 60 | 02.96-09.00 |  | | <input type="checkbox"/> | 110459-PCS-MS |

NOVA Hatchback








| | | | | | | | |
|-----------|----|----|-------------|---|--|--------------------------|---------------|
| 1.0 | 33 | 45 | 05.83-03.93 |  | | <input type="checkbox"/> | 110459-PCS-MS |
| 1.2 i | 33 | 45 | 01.85-10.89 |  | | <input type="checkbox"/> | 110459-PCS-MS |
| 1.2 i CAT | 33 | 45 | 09.89-03.93 |  | | <input type="checkbox"/> | 110459-PCS-MS |
| 1.2 N | 38 | 52 | 01.90-03.93 |  | | <input type="checkbox"/> | 110459-PCS-MS |
| 1.2 S | 40 | 55 | 05.83-02.90 |  | | <input type="checkbox"/> | 110459-PCS-MS |
| 1.2 S | 43 | 58 | 01.88-02.90 |  | | <input type="checkbox"/> | 110459-PCS-MS |
| 1.3 i | 44 | 60 | 09.85-10.89 |  | | <input type="checkbox"/> | 110459-PCS-MS |

VAUXHALL

NOVA Hatchback

| | | | | | | | |
|-------------|----|-----|-------------|---|--|--------------------------|---------------|
| 1.3 i CAT | 44 | 60 | 09.89-03.93 |  | | <input type="checkbox"/> | 110459-PCS-MS |
| 1.3 S | 51 | 70 | 05.83-10.89 |  | | <input type="checkbox"/> | 110459-PCS-MS |
| 1.4 i | 44 | 60 | 01.90-03.93 |  | | <input type="checkbox"/> | 110459-PCS-MS |
| 1.4 S | 55 | 75 | 01.90-03.93 |  | | <input type="checkbox"/> | 110459-PCS-MS |
| 1.4 i S | 60 | 82 | 09.91-03.93 |  | | <input type="checkbox"/> | 110459-PCS-MS |
| 1.6 GSI | 72 | 98 | 09.89-03.93 |  | | <input type="checkbox"/> | 110459-PCS-MS |
| 1.6 GSI | 74 | 100 | 05.88-03.92 |  | | <input type="checkbox"/> | 110459-PCS-MS |
| 1.6 GSI CAT | 74 | 101 | 02.92-03.93 |  | | <input type="checkbox"/> | 110459-PCS-MS |
| 1.5 D | 37 | 50 | 09.87-03.93 |  | | <input type="checkbox"/> | 110459-PCS-MS |
| 1.5 TD | 49 | 67 | 01.90-03.93 |  | | <input type="checkbox"/> | 110459-PCS-MS |













NOVA

| | | | | | | | |
|--------|----|----|-------------|---|--|--------------------------|---------------|
| 1.0 | 33 | 45 | 09.82-10.87 |  | | <input type="checkbox"/> | 110459-PCS-MS |
| 1.2 N | 33 | 45 | 01.85-10.87 |  | | <input type="checkbox"/> | 110459-PCS-MS |
| 1.2 S | 40 | 55 | 09.82-10.87 |  | | <input type="checkbox"/> | 110459-PCS-MS |
| 1.3 i | 44 | 60 | 09.85-10.87 |  | | <input type="checkbox"/> | 110459-PCS-MS |
| 1.3 S | 51 | 70 | 09.82-10.87 |  | | <input type="checkbox"/> | 110459-PCS-MS |
| 1.5 D | 37 | 50 | 09.87-02.93 |  | | <input type="checkbox"/> | 110459-PCS-MS |
| 1.5 TD | 49 | 67 | 01.90-02.93 |  | | <input type="checkbox"/> | 110459-PCS-MS |












TIGRA

| | | | | | | | |
|---------|----|-----|--------|---|--|--------------------------|---------------|
| 1.4 16V | 66 | 90 | 07.94- |  | | <input type="checkbox"/> | 110459-PCS-MS |
| 1.6 16V | 78 | 106 | 07.94- |  | | <input type="checkbox"/> | 110459-PCS-MS |

VECTRA Hatchback

| | | | | | | | |
|-------------|-----|-----|-------------|---|------------------------------------|-------------------------------------|---------------|
| 1.6 i | 55 | 75 | 10.95- |  | for vehicles with standard chassis | <input type="checkbox"/> | 105299-PCS-MS |
| 1.6 i 16V | 74 | 101 | 10.95- |  | for vehicles with standard chassis | <input checked="" type="checkbox"/> | 105299-PCS-MS |
| 1.8 i 16V | 85 | 116 | 10.95-09.00 |  | for vehicles with standard chassis | <input checked="" type="checkbox"/> | 105299-PCS-MS |
| 1.8 i 16V | 92 | 125 | 09.00- |  | for vehicles with standard chassis | <input checked="" type="checkbox"/> | 105299-PCS-MS |
| 2.0 i 16V | 100 | 136 | 10.95-09.00 |  | for vehicles with standard chassis | <input checked="" type="checkbox"/> | 105299-PCS-MS |
| 2.2 i 16V | 108 | 147 | 09.00- |  | for vehicles with standard chassis | <input checked="" type="checkbox"/> | 105299-PCS-MS |
| 2.5 i V6 | 125 | 170 | 10.95-09.00 |  | for vehicles with standard chassis | <input checked="" type="checkbox"/> | 105299-PCS-MS |
| 2.6 i V6 | 125 | 170 | 09.00- |  | for vehicles with standard chassis | <input checked="" type="checkbox"/> | 105299-PCS-MS |
| 2.5 i GSi | 143 | 194 | 05.98-09.99 |  | for vehicles with standard chassis | <input checked="" type="checkbox"/> | 105299-PCS-MS |
| 2.0 Di 16V | 60 | 82 | 11.96- |  | for vehicles with standard chassis | <input checked="" type="checkbox"/> | 105299-PCS-MS |
| 2.0 DTi 16V | 74 | 101 | 06.97- |  | for vehicles with standard chassis | <input checked="" type="checkbox"/> | 105299-PCS-MS |
| 2.2 DTi 16V | 92 | 125 | 09.00- |  | for vehicles with standard chassis | <input checked="" type="checkbox"/> | 105299-PCS-MS |

VECTRA

| | | | | | | | |
|-------------|-----|-----|-------------|---|------------------------------------|-------------------------------------|---------------|
| 1.6 i | 55 | 75 | 10.95- |  | for vehicles with standard chassis | <input type="checkbox"/> | 105299-PCS-MS |
| 1.6 i 16V | 74 | 100 | 10.95- |  | for vehicles with standard chassis | <input checked="" type="checkbox"/> | 105299-PCS-MS |
| 1.8 i 16V | 85 | 116 | 10.95-09.00 |  | for vehicles with standard chassis | <input checked="" type="checkbox"/> | 105299-PCS-MS |
| 1.8 i 16V | 92 | 125 | 09.00- |  | for vehicles with standard chassis | <input checked="" type="checkbox"/> | 105299-PCS-MS |
| 2.0 i 16V | 100 | 136 | 10.95-09.00 |  | for vehicles with standard chassis | <input checked="" type="checkbox"/> | 105299-PCS-MS |
| 2.2 i 16V | 108 | 147 | 09.00- |  | for vehicles with standard chassis | <input checked="" type="checkbox"/> | 105299-PCS-MS |
| 2.5 i V6 | 125 | 170 | 10.95-09.00 |  | for vehicles with standard chassis | <input checked="" type="checkbox"/> | 105299-PCS-MS |
| 2.6 i V6 | 125 | 170 | 09.00- |  | for vehicles with standard chassis | <input checked="" type="checkbox"/> | 105299-PCS-MS |
| 2.0 DI 16V | 60 | 82 | 11.96- |  | for vehicles with standard chassis | <input checked="" type="checkbox"/> | 105299-PCS-MS |
| 2.0 DTi 16V | 74 | 101 | 06.97- |  | for vehicles with standard chassis | <input checked="" type="checkbox"/> | 105299-PCS-MS |
| 2.2 DTi 16V | 92 | 125 | 09.00- |  | for vehicles with standard chassis | <input checked="" type="checkbox"/> | 105299-PCS-MS |

**KW****PS****1**GAS
OIL**INFO****MS****VAUXHALL****VECTRA Estate**

| | | | | | | | |
|-------------|-----|-----|-------------|-----|------------------------------------|-------------------------------------|---------------|
| 1.6 i | 55 | 75 | 11.96- | GAS | for vehicles with standard chassis | <input checked="" type="checkbox"/> | 105299-PCS-MS |
| 1.6 i 16V | 74 | 100 | 11.96- | GAS | for vehicles with standard chassis | <input checked="" type="checkbox"/> | 105299-PCS-MS |
| 1.8 i 16V | 85 | 115 | 11.96-09.00 | GAS | for vehicles with standard chassis | <input checked="" type="checkbox"/> | 105299-PCS-MS |
| 1.8 i 16V | 92 | 125 | 09.00- | GAS | for vehicles with standard chassis | <input checked="" type="checkbox"/> | 105299-PCS-MS |
| 2.0 i 16V | 100 | 136 | 11.96-09.00 | GAS | for vehicles with standard chassis | <input checked="" type="checkbox"/> | 105299-PCS-MS |
| 2.2 i 16V | 108 | 147 | 09.00- | GAS | for vehicles with standard chassis | <input checked="" type="checkbox"/> | 105299-PCS-MS |
| 2.5 i V6 | 125 | 170 | 11.96-09.00 | GAS | for vehicles with standard chassis | <input checked="" type="checkbox"/> | 105299-PCS-MS |
| 2.6 i V6 | 125 | 170 | 09.00- | GAS | for vehicles with standard chassis | <input checked="" type="checkbox"/> | 105299-PCS-MS |
| 2.5 i GSi | 143 | 194 | 05.98-09.99 | GAS | for vehicles with standard chassis | <input checked="" type="checkbox"/> | 105299-PCS-MS |
| 2.0 DI 16V | 60 | 82 | 11.96- | GAS | for vehicles with standard chassis | <input checked="" type="checkbox"/> | 105299-PCS-MS |
| 2.0 DTI 16V | 74 | 101 | 06.97- | GAS | for vehicles with standard chassis | <input checked="" type="checkbox"/> | 105299-PCS-MS |
| 2.2 DTI 16V | 92 | 125 | 09.00- | GAS | for vehicles with standard chassis | <input checked="" type="checkbox"/> | 105299-PCS-MS |

VOLKSWAGEN**CORRADO (53I)**

| | | | | | | | |
|-----------|-----|-----|-------------|-----|--|-------------------------------------|---------------|
| 1.8 16V | 100 | 136 | 04.89-07.92 | OIL | | <input type="checkbox"/> | 115163-PCS-MS |
| | | | | GAS | | <input type="checkbox"/> | 115159-PCS-MS |
| 1.8 G60 | 118 | 160 | 09.88-09.93 | OIL | | <input type="checkbox"/> | 115163-PCS-MS |
| | | | | GAS | | <input type="checkbox"/> | 115159-PCS-MS |
| 2.0 i | 85 | 115 | 04.93-12.95 | OIL | | <input type="checkbox"/> | 115163-PCS-MS |
| | | | | GAS | | <input type="checkbox"/> | 115159-PCS-MS |
| 2.0 i 16V | 100 | 136 | 08.91-12.95 | OIL | | <input type="checkbox"/> | 115163-PCS-MS |
| | | | | GAS | | <input type="checkbox"/> | 115159-PCS-MS |
| 2.9 VR6 | 140 | 190 | 08.91-12.95 | GAS | | <input checked="" type="checkbox"/> | 105748-PCS-MS |
| | | | | GAS | | <input type="checkbox"/> | 115159-PCS-MS |

DERBY (86)

| | | | | | | | |
|-----|----|----|-------------|-----|--|-------------------------------------|---------------|
| 0.8 | 29 | 40 | 02.77-09.81 | OIL | | <input type="checkbox"/> | 100237-PCS-MS |
| | | | | OIL | | <input checked="" type="checkbox"/> | 105712-PCS-MS |
| 1.1 | 37 | 50 | 02.77-09.81 | OIL | | <input type="checkbox"/> | 100237-PCS-MS |
| | | | | OIL | | <input checked="" type="checkbox"/> | 105712-PCS-MS |
| 1.3 | 43 | 58 | 02.77-09.81 | OIL | | <input type="checkbox"/> | 100237-PCS-MS |
| | | | | OIL | | <input checked="" type="checkbox"/> | 105712-PCS-MS |
| 1.3 | 44 | 60 | 02.77-09.81 | OIL | | <input type="checkbox"/> | 100237-PCS-MS |
| | | | | OIL | | <input checked="" type="checkbox"/> | 105712-PCS-MS |

DERBY (86C, 80)

| | | | | | | | |
|-----|----|----|-------------|-----|--|-------------------------------------|---------------|
| 1.0 | 29 | 40 | 10.81-12.84 | OIL | | <input type="checkbox"/> | 100237-PCS-MS |
| | | | | OIL | | <input checked="" type="checkbox"/> | 105712-PCS-MS |
| 1.0 | 33 | 45 | 08.81-12.84 | OIL | | <input type="checkbox"/> | 100237-PCS-MS |
| | | | | OIL | | <input checked="" type="checkbox"/> | 105712-PCS-MS |
| 1.1 | 37 | 50 | 10.81-07.83 | OIL | | <input type="checkbox"/> | 100237-PCS-MS |
| | | | | OIL | | <input checked="" type="checkbox"/> | 105712-PCS-MS |
| 1.3 | 37 | 50 | 08.83-12.84 | OIL | | <input type="checkbox"/> | 100237-PCS-MS |
| | | | | OIL | | <input checked="" type="checkbox"/> | 105712-PCS-MS |
| 1.3 | 40 | 55 | 08.83-12.84 | OIL | | <input type="checkbox"/> | 100237-PCS-MS |
| | | | | OIL | | <input checked="" type="checkbox"/> | 105712-PCS-MS |
| 1.3 | 44 | 60 | 08.81-07.83 | OIL | | <input type="checkbox"/> | 100237-PCS-MS |
| | | | | OIL | | <input checked="" type="checkbox"/> | 105712-PCS-MS |
| 1.3 | 55 | 75 | 09.82-12.84 | OIL | | <input type="checkbox"/> | 100237-PCS-MS |
| | | | | OIL | | <input checked="" type="checkbox"/> | 105712-PCS-MS |

**KW****PS****1**GAS
OIL**INFO****MS****VOLKSWAGEN****BORA (1J2)**

| | | | | | | | |
|---------|-----|-----|-------------|-----|------------------------------------|---|---------------|
| 1.4 16V | 55 | 75 | 03.00-05.05 | GAS | for vehicles with standard chassis | ■ | 556269-PCS-MS |
| 1.6 | 74 | 101 | 10.98-05.05 | GAS | for vehicles with standard chassis | ■ | 556269-PCS-MS |
| 1.6 | 75 | 102 | 08.00-05.05 | GAS | for vehicles with standard chassis | ■ | 556269-PCS-MS |
| 1.6 16V | 77 | 105 | 05.00-05.05 | GAS | for vehicles with standard chassis | ■ | 556269-PCS-MS |
| 1.6 FSI | 81 | 110 | 01.02-05.05 | GAS | for vehicles with standard chassis | ■ | 556269-PCS-MS |
| 1.8 | 92 | 125 | 10.98-05.05 | GAS | for vehicles with standard chassis | ■ | 556269-PCS-MS |
| 1.8 T | 110 | 150 | 05.00-05.05 | GAS | for vehicles with standard chassis | ■ | 556269-PCS-MS |
| 1.8 T | 132 | 180 | 03.02-05.05 | GAS | for vehicles with standard chassis | ■ | 556269-PCS-MS |
| 2.0 | 85 | 115 | 10.98-05.05 | GAS | for vehicles with standard chassis | ■ | 556269-PCS-MS |
| 2.3 V5 | 110 | 150 | 10.98-10.00 | GAS | for vehicles with standard chassis | ■ | 556269-PCS-MS |
| 2.3 V5 | 125 | 170 | 10.00-05.05 | GAS | for vehicles with standard chassis | ■ | 556269-PCS-MS |
| 1.9 SDI | 50 | 68 | 10.98-05.05 | GAS | for vehicles with standard chassis | ■ | 556269-PCS-MS |
| 1.9 TDI | 66 | 90 | 10.98-06.01 | GAS | for vehicles with standard chassis | ■ | 556269-PCS-MS |
| 1.9 TDI | 74 | 101 | 09.00-05.05 | GAS | for vehicles with standard chassis | ■ | 556269-PCS-MS |
| 1.9 TDI | 81 | 110 | 10.98-06.01 | GAS | for vehicles with standard chassis | ■ | 556269-PCS-MS |
| 1.9 TDI | 85 | 115 | 12.98-06.01 | GAS | for vehicles with standard chassis | ■ | 556269-PCS-MS |
| 1.9 TDI | 96 | 130 | 11.00-05.05 | GAS | for vehicles with standard chassis | ■ | 556269-PCS-MS |
| 1.9 TDI | 110 | 150 | 05.00-05.05 | GAS | for vehicles with standard chassis | ■ | 556269-PCS-MS |

GOLF II (19E, 1G1)































| | | | | | | | |
|---------|----|----|-------------|-----|------------------------------------|---|---------------|
| 1.0 | 33 | 45 | 11.83-08.85 | OIL | for vehicles with standard chassis | ■ | 105740-PCS-MS |
| | | | | GAS | for vehicles with standard chassis | ■ | 105748-PCS-MS |
| | | | | OIL | for vehicles with standard chassis | □ | 100517-PCS-MS |
| | | | | OIL | for vehicles with standard chassis | □ | 115158-PCS-MS |
| | | | | GAS | for vehicles with standard chassis | □ | 115159-PCS-MS |
| 1.0 | 37 | 50 | 08.85-10.91 | OIL | for vehicles with standard chassis | ■ | 105740-PCS-MS |
| | | | | GAS | for vehicles with standard chassis | ■ | 105748-PCS-MS |
| | | | | OIL | for vehicles with standard chassis | □ | 100517-PCS-MS |
| | | | | OIL | for vehicles with standard chassis | □ | 115158-PCS-MS |
| | | | | GAS | for vehicles with standard chassis | □ | 115159-PCS-MS |
| 1.3 | 37 | 50 | 08.85-12.87 | OIL | for vehicles with standard chassis | ■ | 105740-PCS-MS |
| | | | | GAS | for vehicles with standard chassis | ■ | 105748-PCS-MS |
| | | | | OIL | for vehicles with standard chassis | □ | 100517-PCS-MS |
| | | | | OIL | for vehicles with standard chassis | □ | 115158-PCS-MS |
| | | | | GAS | for vehicles with standard chassis | □ | 115159-PCS-MS |
| 1.3 | 40 | 55 | 08.83-06.87 | OIL | for vehicles with standard chassis | ■ | 105740-PCS-MS |
| | | | | GAS | for vehicles with standard chassis | ■ | 105748-PCS-MS |
| | | | | OIL | for vehicles with standard chassis | □ | 100517-PCS-MS |
| | | | | OIL | for vehicles with standard chassis | □ | 115158-PCS-MS |
| | | | | GAS | for vehicles with standard chassis | □ | 115159-PCS-MS |
| 1.3 CAT | 40 | 55 | 06.86-12.92 | OIL | for vehicles with standard chassis | ■ | 105740-PCS-MS |
| | | | | GAS | for vehicles with standard chassis | ■ | 105748-PCS-MS |
| | | | | OIL | for vehicles with standard chassis | □ | 100517-PCS-MS |
| | | | | OIL | for vehicles with standard chassis | □ | 115158-PCS-MS |
| | | | | GAS | for vehicles with standard chassis | □ | 115159-PCS-MS |
| 1.3 | 44 | 60 | 08.83-10.86 | OIL | for vehicles with standard chassis | ■ | 105740-PCS-MS |
| | | | | GAS | for vehicles with standard chassis | ■ | 105748-PCS-MS |
| | | | | OIL | for vehicles with standard chassis | □ | 100517-PCS-MS |
| | | | | OIL | for vehicles with standard chassis | □ | 115158-PCS-MS |
| | | | | GAS | for vehicles with standard chassis | □ | 115159-PCS-MS |
| 1.6 | 51 | 70 | 10.86-12.92 | OIL | for vehicles with standard chassis | ■ | 105740-PCS-MS |
| | | | | GAS | for vehicles with standard chassis | ■ | 105748-PCS-MS |
| | | | | OIL | for vehicles with standard chassis | □ | 100517-PCS-MS |
| | | | | OIL | for vehicles with standard chassis | □ | 115158-PCS-MS |
| | | | | GAS | for vehicles with standard chassis | □ | 115159-PCS-MS |

**KW****PS****1**GAS
OIL**INFO****MS****VOLKSWAGEN****GOLF II (19E, 1G1)**





















| | | | | | | | |
|-----------|----|-----|-------------|---|--|--------------------------|--|
| 1.6 | 53 | 72 | 02.86-10.91 | <input type="radio"/> OIL <input type="radio"/> GAS <input type="radio"/> OIL <input type="radio"/> OIL <input type="radio"/> GAS | for vehicles with standard chassis for vehicles with standard chassis for vehicles with standard chassis for vehicles with standard chassis for vehicles with standard chassis | <input type="checkbox"/> | <input checked="" type="checkbox"/> 105740-PCS-MS <input checked="" type="checkbox"/> 105748-PCS-MS <input type="checkbox"/> 100517-PCS-MS <input type="checkbox"/> 115158-PCS-MS <input type="checkbox"/> 115159-PCS-MS |
| 1.6 | 55 | 75 | 08.83-07.92 | <input type="radio"/> OIL <input type="radio"/> GAS <input type="radio"/> OIL <input type="radio"/> OIL <input type="radio"/> GAS | for vehicles with standard chassis for vehicles with standard chassis for vehicles with standard chassis for vehicles with standard chassis for vehicles with standard chassis | <input type="checkbox"/> | <input checked="" type="checkbox"/> 105740-PCS-MS <input checked="" type="checkbox"/> 105748-PCS-MS <input type="checkbox"/> 100517-PCS-MS <input type="checkbox"/> 115158-PCS-MS <input type="checkbox"/> 115159-PCS-MS |
| 1.8 | 62 | 84 | 08.86-01.90 | <input type="radio"/> OIL <input type="radio"/> GAS <input type="radio"/> OIL <input type="radio"/> OIL <input type="radio"/> GAS | for vehicles with standard chassis for vehicles with standard chassis for vehicles with standard chassis for vehicles with standard chassis for vehicles with standard chassis | <input type="checkbox"/> | <input checked="" type="checkbox"/> 105740-PCS-MS <input checked="" type="checkbox"/> 105748-PCS-MS <input type="checkbox"/> 100517-PCS-MS <input type="checkbox"/> 115158-PCS-MS <input type="checkbox"/> 115159-PCS-MS |
| 1.8 | 66 | 90 | 08.84-10.91 | <input type="radio"/> OIL <input type="radio"/> GAS <input type="radio"/> OIL <input type="radio"/> OIL <input type="radio"/> GAS | for vehicles with standard chassis for vehicles with standard chassis for vehicles with standard chassis for vehicles with standard chassis for vehicles with standard chassis | <input type="checkbox"/> | <input checked="" type="checkbox"/> 105740-PCS-MS <input checked="" type="checkbox"/> 105748-PCS-MS <input type="checkbox"/> 100517-PCS-MS <input type="checkbox"/> 115158-PCS-MS <input type="checkbox"/> 115159-PCS-MS |
| 1.8 i CAT | 66 | 90 | 08.87-10.91 | <input type="radio"/> OIL <input type="radio"/> GAS <input type="radio"/> OIL <input type="radio"/> OIL <input type="radio"/> GAS | for vehicles with standard chassis for vehicles with standard chassis for vehicles with standard chassis for vehicles with standard chassis for vehicles with standard chassis | <input type="checkbox"/> | <input checked="" type="checkbox"/> 105740-PCS-MS <input checked="" type="checkbox"/> 105748-PCS-MS <input type="checkbox"/> 100517-PCS-MS <input type="checkbox"/> 115158-PCS-MS <input type="checkbox"/> 115159-PCS-MS |
| 1.6 D | 37 | 50 | 08.83-10.91 | <input type="radio"/> OIL <input type="radio"/> GAS <input type="radio"/> OIL <input type="radio"/> OIL <input type="radio"/> GAS | for vehicles with standard chassis for vehicles with standard chassis for vehicles with standard chassis for vehicles with standard chassis for vehicles with standard chassis | <input type="checkbox"/> | <input checked="" type="checkbox"/> 105740-PCS-MS <input checked="" type="checkbox"/> 105748-PCS-MS <input type="checkbox"/> 100517-PCS-MS <input type="checkbox"/> 115158-PSC-MS <input type="checkbox"/> 115159-PCS-MS |
| 1.6 D | 40 | 54 | 08.83-10.91 | <input type="radio"/> OIL <input type="radio"/> GAS <input type="radio"/> OIL <input type="radio"/> OIL <input type="radio"/> GAS | for vehicles with standard chassis for vehicles with standard chassis for vehicles with standard chassis for vehicles with standard chassis for vehicles with standard chassis | <input type="checkbox"/> | <input checked="" type="checkbox"/> 105740-PCS-MS <input checked="" type="checkbox"/> 105748-PCS-MS <input type="checkbox"/> 100517-PCS-MS <input type="checkbox"/> 115158-PSC-MS <input type="checkbox"/> 115159-PCS-MS |
| 1.6 TD | 44 | 60 | 08.89-10.91 | <input type="radio"/> OIL <input type="radio"/> GAS <input type="radio"/> OIL <input type="radio"/> OIL <input type="radio"/> GAS | for vehicles with standard chassis for vehicles with standard chassis for vehicles with standard chassis for vehicles with standard chassis for vehicles with standard chassis | <input type="checkbox"/> | <input checked="" type="checkbox"/> 105740-PCS-MS <input checked="" type="checkbox"/> 105748-PCS-MS <input type="checkbox"/> 100517-PCS-MS <input type="checkbox"/> 115158-PSC-MS <input type="checkbox"/> 115159-PCS-MS |
| 1.6 TD | 51 | 70 | 08.83-10.91 | <input type="radio"/> OIL <input type="radio"/> GAS <input type="radio"/> OIL <input type="radio"/> OIL <input type="radio"/> GAS | for vehicles with standard chassis for vehicles with standard chassis for vehicles with standard chassis for vehicles with standard chassis for vehicles with standard chassis | <input type="checkbox"/> | <input checked="" type="checkbox"/> 105740-PCS-MS <input checked="" type="checkbox"/> 105748-PCS-MS <input type="checkbox"/> 100517-PCS-MS <input type="checkbox"/> 115158-PSC-MS <input type="checkbox"/> 115159-PCS-MS |
| 1.6 TD | 59 | 80 | 04.89-10.91 | <input type="radio"/> OIL <input type="radio"/> GAS <input type="radio"/> OIL <input type="radio"/> OIL <input type="radio"/> GAS | for vehicles with standard chassis for vehicles with standard chassis for vehicles with standard chassis for vehicles with standard chassis for vehicles with standard chassis | <input type="checkbox"/> | <input checked="" type="checkbox"/> 105740-PCS-MS <input checked="" type="checkbox"/> 105748-PCS-MS <input type="checkbox"/> 100517-PCS-MS <input type="checkbox"/> 115158-PSC-MS <input type="checkbox"/> 115159-PCS-MS |
| 1.8 GTI | 77 | 105 | 01.85-07.85 | <input type="radio"/> GAS | for vehicles with standard chassis | <input type="checkbox"/> | <input checked="" type="checkbox"/> 105748-PCS-MS |
| 1.8 GTI | 79 | 107 | 08.85-10.87 | <input type="radio"/> GAS <input type="radio"/> OIL <input type="radio"/> GAS <input type="radio"/> OIL | for vehicles with standard chassis for vehicles with standard chassis for vehicles with standard chassis for vehicles with standard chassis | <input type="checkbox"/> | <input checked="" type="checkbox"/> 105748-PCS-MS <input type="checkbox"/> 100517-PCS-MS <input type="checkbox"/> 115159-PCS-MS <input type="checkbox"/> 115158-PSC-MS |

VOLKSWAGEN

GOLF II (19E, 1G1)

| | | | | | | | |
|--------------------|-----|-----|-------------|--|---|-------------------------------------|---------------|
| 1.8 GTI CAT | 79 | 107 | 01.87-10.91 |   | for vehicles with standard chassis | <input checked="" type="checkbox"/> | 105748-PCS-MS |
| | | | |   | for vehicles with standard chassis | <input type="checkbox"/> | 100517-PCS-MS |
| | | | |   | for vehicles with standard chassis | <input type="checkbox"/> | 115159-PCS-MS |
| 1.8 GTI | 82 | 112 | 08.83-10.91 |   | for vehicles with standard chassis From MY: 01/1984 | <input checked="" type="checkbox"/> | 105748-PCS-MS |
| | | | |   | for vehicles with standard chassis | <input type="checkbox"/> | 100517-PCS-MS |
| | | | |   | for vehicles with standard chassis | <input type="checkbox"/> | 115159-PCS-MS |
| 1.8 Syncro | 66 | 90 | 02.86-07.91 |   | for vehicles with standard chassis | <input type="checkbox"/> | 115158-PSC-MS |
| | | | |  | Not for equipment vers.:Rally, Country, G60 | <input type="checkbox"/> | 100517-PCS-MS |
| | | | |  | for vehicles with standard chassis | <input type="checkbox"/> | 115158-PSC-MS |
| | | | |  | Not for equipment vers.:Rally, Country, G60 | <input type="checkbox"/> | 115159-PSC-MS |
| 1.8 i Syncro CAT | 66 | 90 | 08.87-10.91 |  | for vehicles with standard chassis | <input type="checkbox"/> | 100517-PCS-MS |
| | | | |  | Not for equipment vers.:Rally, Country, G60 | <input type="checkbox"/> | 115158-PSC-MS |
| | | | |  | for vehicles with standard chassis | <input type="checkbox"/> | 115159-PSC-MS |
| 1.8 Syncro | 72 | 98 | 08.88-07.91 |  | for vehicles with standard chassis | <input type="checkbox"/> | 100517-PCS-MS |
| | | | |  | Not for equipment vers.:Rally, Country, G60 | <input type="checkbox"/> | 115158-PSC-MS |
| | | | |  | for vehicles with standard chassis | <input type="checkbox"/> | 115159-PSC-MS |
| 1.8 GTI G60 Syncro | 118 | 160 | 08.88-07.91 |  | for vehicles with standard chassis | <input type="checkbox"/> | 100517-PCS-MS |
| | | | |  | Not for equipment vers.:Rally, Country, G60 | <input type="checkbox"/> | 115158-PSC-MS |
| 1.8 GTI 16V | 95 | 129 | 02.86-10.91 |  | for vehicles with standard chassis | <input type="checkbox"/> | 115158-PSC-MS |
| | | | |  | for vehicles with standard chassis | <input type="checkbox"/> | 115159-PSC-MS |
| 1.8 GTI 16V | 102 | 139 | 02.86-06.90 |   | for vehicles with standard chassis | <input type="checkbox"/> | 115158-PSC-MS |
| | | | |  | for vehicles with standard chassis | <input type="checkbox"/> | 115159-PSC-MS |



















GOLF III (1H1)

| | | | | | | | |
|---------|----|-----|-------------|--|---|-------------------------------------|---------------|
| 1.4 | 40 | 55 | 11.91-08.97 |   | w/o off-road susp. | <input checked="" type="checkbox"/> | 105740-PCS-MS |
| | | | |   | w/o off-road susp. | <input checked="" type="checkbox"/> | 105748-PCS-MS |
| | | | |   | To MY: 08/1994 for vehicles with standard chassis | <input type="checkbox"/> | 115158-PCS-MS |
| 1.4 | 44 | 60 | 10.91-08.97 |   | To MY: 08/1994 for vehicles with standard chassis | <input type="checkbox"/> | 115159-PCS-MS |
| | | | |   | w/o off-road susp. | <input checked="" type="checkbox"/> | 105740-PCS-MS |
| | | | |   | w/o off-road susp. | <input checked="" type="checkbox"/> | 105748-PCS-MS |
| | | | |   | To MY: 08/1994 for vehicles with standard chassis | <input type="checkbox"/> | 115158-PCS-MS |
| 1.6 | 55 | 75 | 09.92-08.97 |   | To MY: 08/1994 for vehicles with standard chassis | <input type="checkbox"/> | 115159-PCS-MS |
| | | | |   | w/o off-road susp. | <input checked="" type="checkbox"/> | 105740-PCS-MS |
| | | | |   | w/o off-road susp. | <input checked="" type="checkbox"/> | 105748-PCS-MS |
| 1.6 | 74 | 101 | 07.95-08.97 | | To MY: 08/1994 for vehicles with standard chassis | <input type="checkbox"/> | 115158-PCS-MS |
| | | | | | w/o off-road susp. | <input checked="" type="checkbox"/> | 105740-PCS-MS |
| | | | | | w/o off-road susp. | <input checked="" type="checkbox"/> | 105748-PCS-MS |
| 1.8 | 55 | 75 | 11.91-08.97 | | To MY: 08/1994 for vehicles with standard chassis | <input type="checkbox"/> | 115158-PCS-MS |
| | | | | | w/o off-road susp. | <input checked="" type="checkbox"/> | 105740-PCS-MS |
| | | | | | w/o off-road susp. | <input checked="" type="checkbox"/> | 105748-PCS-MS |
| | | | | | To MY: 08/1994 for vehicles with standard chassis | <input type="checkbox"/> | 115159-PCS-MS |
| 1.8 | 66 | 90 | 11.91-08.97 | | To MY: 08/1994 for vehicles with standard chassis | <input type="checkbox"/> | 115158-PCS-MS |
| | | | | | w/o off-road susp. | <input checked="" type="checkbox"/> | 105740-PCS-MS |
| | | | | | w/o off-road susp. | <input checked="" type="checkbox"/> | 105748-PCS-MS |
| | | | | | To MY: 08/1994 for vehicles with standard chassis | <input type="checkbox"/> | 115159-PCS-MS |
| 1.9 SDI | 47 | 64 | 04.97-08.97 | | To MY: 08/1994 for vehicles with standard chassis | <input type="checkbox"/> | 115158-PCS-MS |
| | | | | | w/o off-road susp. | <input checked="" type="checkbox"/> | 105740-PCS-MS |
| | | | | | w/o off-road susp. | <input checked="" type="checkbox"/> | 105748-PCS-MS |
| | | | | | w/o off-road susp. | <input type="checkbox"/> | 115159-PCS-MS |























| | | | | | | | |
|---|-----------|-----------|---|--|-------------|---|-----------|
|  | KW | PS |  |   | INFO |  | MS |
|---|-----------|-----------|---|--|-------------|---|-----------|

VOLKSWAGEN

















GOLF III (1H1)

| | | | | | | | |
|-------------|----|-----|-------------|--|---|-------------------------------------|--------------------------------|
| 1.9 D | 48 | 65 | 11.91-08.97 |   | w/o off-road susp. w/o off-road susp. | <input checked="" type="checkbox"/> | 105740-PCS-MS 105748-PCS-MS |
| 1.9 TD, GTD | 55 | 75 | 11.91-08.97 |   | To MY: 08/1994 for vehicles with standard chassis | <input type="checkbox"/> | 115158-PCS-MS |
| | | | |   | To MY: 08/1994 for vehicles with standard chassis | <input type="checkbox"/> | 115159-PCS-MS |
| 1.9 TDI | 66 | 90 | 09.93-08.97 |   | w/o off-road susp. w/o off-road susp. | <input checked="" type="checkbox"/> | 105740-PCS-MS 105748-PCS-MS |
| | | | |   | To MY: 08/1994 for vehicles with standard chassis | <input type="checkbox"/> | 115158-PCS-MS |
| 1.9 TDI | 81 | 110 | 04.96-08.97 |   | To MY: 08/1994 for vehicles with standard chassis | <input type="checkbox"/> | 115159-PCS-MS |
| | | | |   | w/o off-road susp. w/o off-road susp. | <input checked="" type="checkbox"/> | 105740-PCS-MS 105748-PCS-MS |
| 2.0 | 85 | 115 | 11.91-08.97 |   | To MY: 08/1994 for vehicles with standard chassis | <input type="checkbox"/> | 115159-PCS-MS |
| | | | |   | To MY: 08/1994 for vehicles with standard chassis | <input type="checkbox"/> | 115158-PCS-MS |

GOLF III CABRIOLET (1E7)


















| | | | | | | | |
|---------|----|-----|-------------|--|------------------|--------------------------|--------------------------------|
| 1.6 | 75 | 101 | 10.94-05.98 |   | | <input type="checkbox"/> | 105740-PCS-MS 115159-PCS-MS |
| 1.8 | 55 | 75 | 07.93-05.98 |   | from MY: 09/1993 | <input type="checkbox"/> | 105748-PCS-MS 105740-PCS-MS |
| | | | |   | from MY: 09/1993 | <input type="checkbox"/> | 115159-PCS-MS 105748-PCS-MS |
| 1.8 | 66 | 90 | 07.93-05.98 |   | from MY: 09/1993 | <input type="checkbox"/> | 105740-PCS-MS 115159-PCS-MS |
| | | | |   | from MY: 09/1993 | <input type="checkbox"/> | 105748-PCS-MS 105740-PCS-MS |
| 2.0 | 85 | 115 | 07.93-05.98 |   | from MY: 09/1993 | <input type="checkbox"/> | 115159-PCS-MS 105748-PCS-MS |
| | | | |   | from MY: 09/1993 | <input type="checkbox"/> | 105740-PCS-MS 105748-PCS-MS |
| 1.9 TDI | 66 | 90 | 08.95-05.98 |   | | <input type="checkbox"/> | 105740-PCS-MS 115159-PCS-MS |
| | | | |   | | <input type="checkbox"/> | 105748-PCS-MS 105740-PCS-MS |
| 1.9 TDI | 81 | 110 | 07.96-05.98 |   | | <input type="checkbox"/> | 105748-PCS-MS 105740-PCS-MS |
| | | | |   | | <input type="checkbox"/> | 115159-PCS-MS 105748-PCS-MS |

GOLF III Variant (1H5)









| | | | | | | | |
|---------|----|-----|-------------|--|---|--------------------------|---------------|
| 1.4 | 40 | 55 | 07.93-04.99 |   | To MY: 08/1994 for vehicles with standard chassis | <input type="checkbox"/> | 115158-PCS-MS |
| | | | |   | To MY: 08/1994 for vehicles with standard chassis | <input type="checkbox"/> | 115159-PCS-MS |
| 1.4 | 44 | 60 | 07.93-04.99 |   | To MY: 08/1994 for vehicles with standard chassis | <input type="checkbox"/> | 115158-PCS-MS |
| | | | |   | To MY: 08/1994 for vehicles with standard chassis | <input type="checkbox"/> | 115159-PCS-MS |
| 1.6 | 55 | 75 | 07.93-12.97 |   | To MY: 08/1994 for vehicles with standard chassis | <input type="checkbox"/> | 115158-PCS-MS |
| | | | |   | To MY: 08/1994 for vehicles with standard chassis | <input type="checkbox"/> | 115159-PCS-MS |
| 1.6 | 74 | 101 | 07.93-04.99 |   | To MY: 08/1994 for vehicles with standard chassis | <input type="checkbox"/> | 115158-PCS-MS |
| | | | |   | To MY: 08/1994 for vehicles with standard chassis | <input type="checkbox"/> | 115159-PCS-MS |
| 1.8 | 55 | 75 | 07.93-04.99 | | To MY: 08/1994 for vehicles with standard chassis | <input type="checkbox"/> | 115158-PCS-MS |
| | | | | | To MY: 08/1994 for vehicles with standard chassis | <input type="checkbox"/> | 115159-PCS-MS |
| 1.8 | 66 | 90 | 07.93-04.99 | | To MY: 08/1994 for vehicles with standard chassis | <input type="checkbox"/> | 115158-PCS-MS |
| | | | | | To MY: 08/1994 for vehicles with standard chassis | <input type="checkbox"/> | 115159-PCS-MS |
| 2.0 | 85 | 115 | 07.93-04.99 | | To MY: 08/1994 for vehicles with standard chassis | <input type="checkbox"/> | 115158-PCS-MS |
| | | | | | To MY: 08/1994 for vehicles with standard chassis | <input type="checkbox"/> | 115159-PCS-MS |
| 1.9 D | 48 | 65 | 07.93-04.99 | | To MY: 08/1994 for vehicles with standard chassis | <input type="checkbox"/> | 115158-PCS-MS |
| | | | | | To MY: 08/1994 for vehicles with standard chassis | <input type="checkbox"/> | 115159-PCS-MS |
| 1.9 TD | 55 | 75 | 07.93-04.99 | | To MY: 08/1994 for vehicles with standard chassis | <input type="checkbox"/> | 115158-PCS-MS |
| | | | | | To MY: 08/1994 for vehicles with standard chassis | <input type="checkbox"/> | 115159-PCS-MS |
| 1.9 TDI | 66 | 90 | 07.93-04.99 | | To MY: 08/1994 for vehicles with standard chassis | <input type="checkbox"/> | 115158-PCS-MS |
| | | | | | To MY: 08/1994 for vehicles with standard chassis | <input type="checkbox"/> | 115159-PCS-MS |

VOLKSWAGEN





















GOLF IV (1J1)

| | | | | | | | |
|---------|-----|-----|-------------|---|------------------------------------|-------------------------------------|---------------|
| 1.4 16V | 55 | 75 | 08.97-06.05 |  | for vehicles with standard chassis | <input checked="" type="checkbox"/> | 556269-PCS-MS |
| 1.6 | 74 | 100 | 08.97-02.00 |  | for vehicles with standard chassis | <input checked="" type="checkbox"/> | 556269-PCS-MS |
| 1.6 | 75 | 102 | 08.00-06.05 |  | for vehicles with standard chassis | <input checked="" type="checkbox"/> | 556269-PCS-MS |
| 1.6 16V | 77 | 105 | 02.00-06.05 |  | for vehicles with standard chassis | <input checked="" type="checkbox"/> | 556269-PCS-MS |
| 1.6 FSI | 81 | 110 | 01.02-06.05 |  | for vehicles with standard chassis | <input checked="" type="checkbox"/> | 556269-PCS-MS |
| 1.8 | 92 | 125 | 08.97-06.05 |  | for vehicles with standard chassis | <input checked="" type="checkbox"/> | 556269-PCS-MS |
| 1.8 T | 110 | 150 | 08.97-06.05 |  | for vehicles with standard chassis | <input checked="" type="checkbox"/> | 556269-PCS-MS |
| 2.0 | 85 | 115 | 07.98-06.05 |  | for vehicles with standard chassis | <input checked="" type="checkbox"/> | 556269-PCS-MS |
| 2.3 V5 | 110 | 150 | 08.97-10.00 |  | for vehicles with standard chassis | <input checked="" type="checkbox"/> | 556269-PCS-MS |
| 2.3 V5 | 125 | 170 | 10.00-06.05 |  | for vehicles with standard chassis | <input checked="" type="checkbox"/> | 556269-PCS-MS |
| 1.9 SDI | 50 | 68 | 08.97-06.05 |  | for vehicles with standard chassis | <input checked="" type="checkbox"/> | 556269-PCS-MS |
| 1.9 TDI | 66 | 90 | 10.97-05.04 |  | for vehicles with standard chassis | <input checked="" type="checkbox"/> | 556269-PCS-MS |
| 1.9 TDI | 74 | 101 | 09.00-06.05 |  | for vehicles with standard chassis | <input checked="" type="checkbox"/> | 556269-PCS-MS |
| 1.9 TDI | 81 | 110 | 08.97-05.04 |  | for vehicles with standard chassis | <input checked="" type="checkbox"/> | 556269-PCS-MS |
| 1.9 TDI | 84 | 115 | 12.98-06.01 |  | for vehicles with standard chassis | <input checked="" type="checkbox"/> | 556269-PCS-MS |
| 1.9 TDI | 96 | 130 | 11.00-06.05 |  | for vehicles with standard chassis | <input checked="" type="checkbox"/> | 556269-PCS-MS |
| 1.9 TDI | 110 | 150 | 05.00-06.05 |  | for vehicles with standard chassis | <input checked="" type="checkbox"/> | 556269-PCS-MS |

GOLF IV CABRIOLET (1E7)

| | | | | | | | |
|---------|----|-----|-------------|---|--|-------------------------------------|---------------|
| 1.6 | 74 | 100 | 06.98-06.02 |  | | <input checked="" type="checkbox"/> | 105740-PCS-MS |
| 1.8 | 55 | 75 | 06.98-06.02 |  | | <input checked="" type="checkbox"/> | 105748-PCS-MS |
| 1.8 | 66 | 90 | 06.98-06.02 |  | | <input checked="" type="checkbox"/> | 105740-PCS-MS |
| 1.8 | 66 | 90 | 06.98-06.02 |  | | <input checked="" type="checkbox"/> | 105748-PCS-MS |
| 2.0 | 85 | 115 | 06.98-06.02 |  | | <input checked="" type="checkbox"/> | 105740-PCS-MS |
| 1.9 TDI | 66 | 90 | 06.98-06.02 |  | | <input checked="" type="checkbox"/> | 105748-PCS-MS |
| 1.9 TDI | 81 | 110 | 06.98-06.02 |  | | <input checked="" type="checkbox"/> | 105740-PCS-MS |
| 1.9 TDI | 81 | 110 | 06.98-06.02 |  | | <input checked="" type="checkbox"/> | 105748-PCS-MS |

JETTA II















| | | | | | | | |
|---------|----|----|-------------|---|---|-------------------------------------|---------------|
| 1.3 | 40 | 55 | 01.84-06.87 |  | w/o off-road susp., to Ch.No -1 G LW 320000, from MY: 03/1984 | <input checked="" type="checkbox"/> | 105740-PCS-MS |
| | | | |  | w/o off-road susp., to Ch.No -1 G LW 320000, from MY: 03/1984 | <input checked="" type="checkbox"/> | 105748-PCS-MS |
| | | | |  | for vehicles with standard chassis | <input type="checkbox"/> | 100517-PCS-MS |
| | | | |  | for vehicles with standard chassis | <input type="checkbox"/> | 105158-PCS-MS |
| | | | |  | for vehicles with standard chassis | <input type="checkbox"/> | 105159-PCS-MS |
| 1.3 CAT | 40 | 55 | 06.87-12.91 |  | w/o off-road susp. | <input checked="" type="checkbox"/> | 105740-PCS-MS |
| | | | |  | w/o off-road susp. | <input checked="" type="checkbox"/> | 105748-PCS-MS |
| | | | |  | for vehicles with standard chassis | <input type="checkbox"/> | 100517-PCS-MS |
| | | | |  | for vehicles with standard chassis | <input type="checkbox"/> | 105158-PCS-MS |
| | | | |  | for vehicles with standard chassis | <input type="checkbox"/> | 105159-PCS-MS |
| 1.3 | 44 | 60 | 01.84-10.86 |  | w/o off-road susp. to Ch.No -1 G LW 320000, from MY: 03/1984 | <input checked="" type="checkbox"/> | 105740-PCS-MS |
| | | | |  | w/o off-road susp. to Ch.No -1 G LW 320000, from MY: 03/1984 | <input checked="" type="checkbox"/> | 105748-PCS-MS |
| | | | |  | for vehicles with standard chassis | <input type="checkbox"/> | 100517-PCS-MS |
| | | | |  | for vehicles with standard chassis | <input type="checkbox"/> | 105158-PCS-MS |
| | | | |  | for vehicles with standard chassis | <input type="checkbox"/> | 105159-PCS-MS |
| 1.6 | 51 | 70 | 10.86-10.91 |  | w/o off-road susp. | <input checked="" type="checkbox"/> | 105740-PCS-MS |
| | | | |  | w/o off-road susp. | <input checked="" type="checkbox"/> | 105748-PCS-MS |
| | | | |  | for vehicles with standard chassis | <input type="checkbox"/> | 100517-PCS-MS |
| | | | |  | for vehicles with standard chassis | <input type="checkbox"/> | 105158-PCS-MS |
| | | | |  | for vehicles with standard chassis | <input type="checkbox"/> | 105159-PCS-MS |
| 1.6 | 53 | 72 | 03.86-10.91 | | w/o off-road susp. | <input checked="" type="checkbox"/> | 105740-PCS-MS |
| | | | | | w/o off-road susp. | <input checked="" type="checkbox"/> | 105748-PCS-MS |
| | | | | | for vehicles with standard chassis | <input type="checkbox"/> | 100517-PCS-MS |
| | | | | | for vehicles with standard chassis | <input type="checkbox"/> | 105158-PCS-MS |
| | | | | | for vehicles with standard chassis | <input type="checkbox"/> | 105159-PCS-MS |

**KW****PS****1**GAS
OIL**INFO****MS****VOLKSWAGEN****JETTA II**








| | | | | | | | |
|------------|-----|-----|-------------|--|---|--------------------------|--|
| 1.6 | 55 | 75 | 01.84-07.92 | <input type="radio"/> OIL <input type="radio"/> GAS <input type="radio"/> OIL <input type="radio"/> OIL <input type="radio"/> GAS <input type="radio"/> OIL | w/o off-road susp. from MY: 03/1984, w/o off-road susp. from MY: 03/1984, for vehicles with standard chassis for vehicles with standard chassis for vehicles with standard chassis w/o off-road susp. | <input type="checkbox"/> | <input checked="" type="checkbox"/> 105740-PCS-MS <input checked="" type="checkbox"/> 105748-PCS-MS <input type="checkbox"/> 100517-PCS-MS <input type="checkbox"/> 105158-PCS-MS <input type="checkbox"/> 105159-PCS-MS |
| 1.8 | 62 | 84 | 08.86-01.90 | <input type="radio"/> OIL <input type="radio"/> GAS <input type="radio"/> OIL <input type="radio"/> OIL <input type="radio"/> GAS <input type="radio"/> OIL | w/o off-road susp. w/o off-road susp. for vehicles with standard chassis for vehicles with standard chassis for vehicles with standard chassis w/o off-road susp. | <input type="checkbox"/> | <input checked="" type="checkbox"/> 105740-PCS-MS <input checked="" type="checkbox"/> 105748-PCS-MS <input type="checkbox"/> 100517-PCS-MS <input type="checkbox"/> 105158-PCS-MS <input type="checkbox"/> 105159-PCS-MS |
| 1.8 | 66 | 90 | 08.84-10.91 | <input type="radio"/> OIL <input type="radio"/> GAS <input type="radio"/> OIL <input type="radio"/> OIL <input type="radio"/> GAS <input type="radio"/> OIL | w/o off-road susp. w/o off-road susp. for vehicles with standard chassis for vehicles with standard chassis for vehicles with standard chassis for vehicles with standard chassis | <input type="checkbox"/> | <input checked="" type="checkbox"/> 105740-PCS-MS <input checked="" type="checkbox"/> 105748-PCS-MS <input type="checkbox"/> 100517-PCS-MS <input type="checkbox"/> 105158-PCS-MS <input type="checkbox"/> 105159-PCS-MS |
| 1.8 Syncro | 62 | 84 | 08.87-07.88 | <input type="radio"/> OIL | for vehicles with standard chassis | <input type="checkbox"/> | <input type="checkbox"/> 100517-PCS-MS |
| 1.8 Syncro | 66 | 90 | 08.87-12.88 | <input type="radio"/> OIL <input type="radio"/> GAS <input type="radio"/> OIL | for vehicles with standard chassis for vehicles with standard chassis for vehicles with standard chassis | <input type="checkbox"/> | <input type="checkbox"/> 105158-PCS-MS <input type="checkbox"/> 105159-PCS-MS <input type="checkbox"/> 100517-PCS-MS |
| 1.8 Syncro | 72 | 98 | 08.88-07.91 | <input type="radio"/> OIL <input type="radio"/> GAS <input type="radio"/> OIL | for vehicles with standard chassis for vehicles with standard chassis w/o off-road susp. | <input type="checkbox"/> | <input type="checkbox"/> 105158-PCS-MS <input type="checkbox"/> 105159-PCS-MS <input checked="" type="checkbox"/> 105740-PCS-MS |
| 1.8 CAT | 66 | 90 | 08.87-10.91 | <input type="radio"/> OIL <input type="radio"/> GAS <input type="radio"/> OIL <input type="radio"/> OIL <input type="radio"/> GAS <input type="radio"/> OIL | w/o off-road susp. w/o off-road susp. for vehicles with standard chassis for vehicles with standard chassis for vehicles with standard chassis w/o off-road susp. to Ch.No -1 G LW 320000 | <input type="checkbox"/> | <input checked="" type="checkbox"/> 105748-PCS-MS <input type="checkbox"/> 100517-PCS-MS <input type="checkbox"/> 105158-PCS-MS <input type="checkbox"/> 105159-PCS-MS <input checked="" type="checkbox"/> 105740-PCS-MS |
| 1.8 | 79 | 107 | 08.85-10.87 | <input type="radio"/> OIL <input type="radio"/> GAS <input type="radio"/> OIL <input type="radio"/> OIL <input type="radio"/> GAS | w/o off-road susp. to Ch.No -1 G LW 320000 w/o off-road susp. to Ch.No -1 G LW 320000 for vehicles with standard chassis for vehicles with standard chassis for vehicles with standard chassis | <input type="checkbox"/> | <input checked="" type="checkbox"/> 105748-PCS-MS <input type="checkbox"/> 100517-PCS-MS <input type="checkbox"/> 105158-PCS-MS <input type="checkbox"/> 105159-PCS-MS |
| 1.8 CAT | 79 | 107 | 01.87-10.91 | <input type="radio"/> OIL <input type="radio"/> GAS <input type="radio"/> OIL <input type="radio"/> OIL <input type="radio"/> GAS | w/o off-road susp. w/o off-road susp. for vehicles with standard chassis for vehicles with standard chassis for vehicles with standard chassis | <input type="checkbox"/> | <input checked="" type="checkbox"/> 105740-PCS-MS <input checked="" type="checkbox"/> 105748-PCS-MS <input type="checkbox"/> 100517-PCS-MS <input type="checkbox"/> 105158-PCS-MS <input type="checkbox"/> 105159-PCS-MS |
| 1.8 | 82 | 112 | 01.84-10.91 | <input type="radio"/> OIL <input type="radio"/> GAS <input type="radio"/> OIL <input type="radio"/> OIL <input type="radio"/> GAS <input type="radio"/> OIL | w/o off-road susp. from MY: 03/1984 w/o off-road susp. from MY: 03/1984 for vehicles with standard chassis for vehicles with standard chassis for vehicles with standard chassis | <input type="checkbox"/> | <input checked="" type="checkbox"/> 105740-PCS-MS <input checked="" type="checkbox"/> 105748-PCS-MS <input type="checkbox"/> 100517-PCS-MS <input type="checkbox"/> 105158-PCS-MS <input type="checkbox"/> 105159-PCS-MS |
| 1.8 16V | 95 | 129 | 08.86-10.91 | <input type="radio"/> OIL <input type="radio"/> GAS <input type="radio"/> OIL <input type="radio"/> OIL <input type="radio"/> GAS | w/o off-road susp. w/o off-road susp. for vehicles with standard chassis, From MY: 05/1987 w/standard chassis From MY: 05/1987 Equipment Var.: GTX | <input type="checkbox"/> | <input checked="" type="checkbox"/> 105740-PCS-MS <input checked="" type="checkbox"/> 105748-PCS-MS <input type="checkbox"/> 100517-PCS-MS <input type="checkbox"/> 105158-PCS-MS <input type="checkbox"/> 105159-PCS-MS |
| 1.8 16V | 102 | 140 | 06.87-12.89 | <input type="radio"/> OIL <input type="radio"/> GAS <input type="radio"/> OIL <input type="radio"/> OIL <input type="radio"/> GAS <input type="radio"/> OIL | w/o off-road susp., to Ch.No -1 G LW 320000 w/o off-road susp., to Ch.No -1 G LW 320000 w/o off-road susp., to Ch.No -1 G LW 320000 for vehicles with standard chassis for vehicles with standard chassis | <input type="checkbox"/> | <input checked="" type="checkbox"/> 105740-PCS-MS <input checked="" type="checkbox"/> 105748-PCS-MS <input type="checkbox"/> 100517-PCS-MS <input type="checkbox"/> 105158-PCS-MS <input type="checkbox"/> 105159-PCS-MS |
| 1.6 D | 40 | 54 | 01.84-10.91 | <input type="radio"/> OIL <input type="radio"/> GAS <input type="radio"/> OIL <input type="radio"/> OIL <input type="radio"/> GAS | w/o off-road susp., from MY: 03/1984 w/o off-road susp., from MY: 03/1984 for vehicles with standard chassis for vehicles with standard chassis | <input type="checkbox"/> | <input checked="" type="checkbox"/> 105740-PCS-MS <input checked="" type="checkbox"/> 105748-PCS-MS <input type="checkbox"/> 100517-PCS-MS <input type="checkbox"/> 105158-PCS-MS <input type="checkbox"/> 105159-PCS-MS |

VOLKSWAGEN



























JETTA II

| | | | | | | | |
|--------|----|----|-------------|---|--|--------------------------|--|
| 1.6 TD | 44 | 60 | 01.90-10.91 |     | w/o off-road susp., to Ch.No -1 G LW 320000 w/o off-road susp., to Ch.No -1 G LW 320000 for vehicles with standard chassis for vehicles with standard chassis | <input type="checkbox"/> | <input checked="" type="checkbox"/> 105740-PCS-MS <input checked="" type="checkbox"/> 105748-PCS-MS <input type="checkbox"/> 105158-PCS-MS <input type="checkbox"/> 105159-PCS-MS |
| 1.6 TD | 51 | 70 | 01.84-10.91 |      | w/o off-road susp., from MY: 03/1984 w/o off-road susp., from MY: 03/1984 for vehicles with standard chassis for vehicles with standard chassis for vehicles with standard chassis | <input type="checkbox"/> | <input checked="" type="checkbox"/> 105748-PCS-MS <input checked="" type="checkbox"/> 105740-PCS-MS <input type="checkbox"/> 100517-PCS-MS <input type="checkbox"/> 105158-PCS-MS <input type="checkbox"/> 105159-PCS-MS |
| 1.6 TD | 59 | 80 | 04.89-10.91 |      | w/o off-road susp. w/o off-road susp. for vehicles with standard chassis for vehicles with standard chassis | <input type="checkbox"/> | <input checked="" type="checkbox"/> 105740-PCS-MS <input checked="" type="checkbox"/> 105748-PCS-MS <input type="checkbox"/> 105158-PCS-MS <input type="checkbox"/> 100517-PCS-MS |

NEW BEETLE (9C1, 1C1)























| | | | | | | | |
|---------|-----|-----|-------------|---|---------------------------------------|-------------------------------------|---|
| 1.6 | 74 | 100 | 10.99-09.00 |  | for vehicles with off-road suspension | <input checked="" type="checkbox"/> | <input checked="" type="checkbox"/> 556269-PCS-MS |
| 1.6 | 75 | 102 | 09.00- |  | for vehicles with off-road suspension | <input checked="" type="checkbox"/> | <input checked="" type="checkbox"/> 556269-PCS-MS |
| 1.8 T | 110 | 150 | 10.99- |  | for vehicles with off-road suspension | <input checked="" type="checkbox"/> | <input checked="" type="checkbox"/> 556269-PCS-MS |
| 2.0 | 85 | 115 | 01.98- |  | for vehicles with off-road suspension | <input checked="" type="checkbox"/> | <input checked="" type="checkbox"/> 556269-PCS-MS |
| 2.3 V5 | 125 | 170 | 10.00- |  | for vehicles with off-road suspension | <input checked="" type="checkbox"/> | <input checked="" type="checkbox"/> 556269-PCS-MS |
| 1.9 TDI | 66 | 90 | 01.98-02.01 |  | for vehicles with off-road suspension | <input checked="" type="checkbox"/> | <input checked="" type="checkbox"/> 556269-PCS-MS |
| 1.9 TDI | 74 | 101 | 02.01- |  | for vehicles with off-road suspension | <input checked="" type="checkbox"/> | <input checked="" type="checkbox"/> 556269-PCS-MS |

PASSAT (3A2.35I)

























| | | | | | | | |
|----------------|-----|-----|-------------|--|--|-------------------------------------|---|
| 1.6 | 53 | 72 | 02.88-09.91 |     | for vehicles with standard chassis w/o off-road and pneumatic susp. from MY: 04/1988, to Ch. No P-026435 for vehicles with standard chassis To Ch.No.: 31P026435 | <input type="checkbox"/> | <input checked="" type="checkbox"/> 105781-PCS-MS <input checked="" type="checkbox"/> 105813-PCS-MS <input type="checkbox"/> 115163-PCS-MS <input type="checkbox"/> 115159-PCS-MS |
| 1.6 | 55 | 75 | 02.88-12.88 |     | for vehicles with standard chassis w/o off-road and pneumatic susp. from MY: 04/1988 for vehicles with standard chassis To Ch.No.: 31P026435 | <input type="checkbox"/> | <input checked="" type="checkbox"/> 105781-PCS-MS <input checked="" type="checkbox"/> 105813-PCS-MS <input type="checkbox"/> 115163-PCS-MS <input type="checkbox"/> 115159-PCS-MS |
| 1.6 | 74 | 100 | 10.94-08.96 |   | for vehicles with standard chassis w/o off-road and pneumatic susp. form Ch No. P-026436 | <input checked="" type="checkbox"/> | <input checked="" type="checkbox"/> 105781-PCS-MS <input checked="" type="checkbox"/> 105813-PCS-MS |
| 1.8 | 55 | 75 | 08.90-08.96 |   | w/o off-road and pneumatic susp. w/o off-road and pneumatic susp. | <input checked="" type="checkbox"/> | <input checked="" type="checkbox"/> 105781-PCS-MS <input checked="" type="checkbox"/> 105813-PCS-MS |
| 1.8 | 66 | 90 | 02.88-08.96 |     | for vehicles with standard chassis, To MY: 07/1991 for vehicles with standard chassis w/o off-road and pneumatic susp. for vehicles with standard chassis, To MY: 07/1991 To Ch.No.: 31P026435 | <input type="checkbox"/> | <input checked="" type="checkbox"/> 115163-PCS-MS <input checked="" type="checkbox"/> 105781-PCS-MS <input checked="" type="checkbox"/> 105813-PCS-MS <input type="checkbox"/> 115163-PCS-MS <input type="checkbox"/> 115159-PCS-MS |
| 1.8 | 79 | 107 | 04.88-07.93 |     | for vehicles with standard chassis w/o off-road and pneumatic susp. for vehicles with standard chassis, To MY: 07/1991 | <input type="checkbox"/> | <input checked="" type="checkbox"/> 105781-PCS-MS <input checked="" type="checkbox"/> 105813-PCS-MS <input type="checkbox"/> 115163-PCS-MS |
| 1.8 | 82 | 112 | 04.88-07.92 |     | for vehicles with standard chassis w/o off-road and pneumatic susp. for vehicles with standard chassis | <input type="checkbox"/> | <input checked="" type="checkbox"/> 105781-PCS-MS <input checked="" type="checkbox"/> 105813-PCS-MS <input type="checkbox"/> 115163-PCS-MS |
| 1.8 16V | 100 | 136 | 04.88-12.89 |   | for vehicles with standard chassis w/o off-road and pneumatic susp. for vehicles with standard chassis | <input type="checkbox"/> | <input checked="" type="checkbox"/> 105781-PCS-MS <input checked="" type="checkbox"/> 105813-PCS-MS <input type="checkbox"/> 115163-PCS-MS |
| 1.8 G60 Syncro | 79 | 107 | 09.89-07.93 | | for vehicles with standard chassis, To MY: 07/1991 To Ch.No.: 31P026435 | <input type="checkbox"/> | <input type="checkbox"/> 115163-PCS-MS <input type="checkbox"/> 115159-PCS-MS |
| 1.8 GL | 102 | 139 | 08.91-09.93 | | for vehicles with standard chassis, To MY: 07/1991 | <input type="checkbox"/> | <input type="checkbox"/> 115163-PCS-MS |
| 1.8 G60 Syncro | 118 | 160 | 08.88-08.96 | | for vehicles with standard chassis, To MY: 07/1991 | <input type="checkbox"/> | <input type="checkbox"/> 115163-PCS-MS |
| 2.0 | 79 | 107 | 03.95-08.96 | | for vehicles with standard chassis w/o off-road and pneumatic susp. w/o off-road and pneumatic susp. | <input checked="" type="checkbox"/> | <input checked="" type="checkbox"/> 105781-PCS-MS <input checked="" type="checkbox"/> 105813-PCS-MS <input checked="" type="checkbox"/> 105781-PCS-MS <input checked="" type="checkbox"/> 105813-PCS-MS |
| 2.0 | 85 | 115 | 02.90-08.96 | | w/o off-road and pneumatic susp. w/o off-road and pneumatic susp. for vehicles with standard chassis, To MY: 07/1991 To Ch.No.: 31P026435 | <input type="checkbox"/> | <input type="checkbox"/> 115163-PCS-MS <input type="checkbox"/> 115159-PCS-MS |

VOLKSWAGEN

PASSAT (3A2.35I)



































| | | | | | | | |
|------------|-----|-----|-------------|--|---|-------------------------------------|--------------------------------|
| 2.0 16V | 100 | 136 | 08.88-09.93 |   | for vehicles with standard chassis w/o off-road and pneumatic susp. | <input checked="" type="checkbox"/> | 105781-PCS-MS |
| 2.0 16V | 110 | 150 | 01.94-08.96 |   | for vehicles with standard chassis w/o off-road and pneumatic susp. To MY: 07/1991 | <input type="checkbox"/> | 105813-PCS-MS 115163-PCS-MS |
| 2.8 VR 6 | 128 | 174 | 06.91-08.96 |   | for vehicles with standard chassis w/o off-road and pneumatic susp. From MY: 08/1991 | <input checked="" type="checkbox"/> | 105781-PCS-MS 105813-PCS-MS |
| 1.6 TD | 59 | 80 | 08.88-09.93 |   | for vehicles with standard chassis w/o off-road and pneumatic susp. | <input checked="" type="checkbox"/> | 105781-PCS-MS 105813-PCS-MS |
| 1.9 D | 50 | 68 | 05.89-10.93 |   | for vehicles with standard chassis, To MY: 07/1991 To Ch.No.: 31P026435 | <input type="checkbox"/> | 115163-PCS-MS |
| 1.9 TD | 55 | 75 | 03.91-08.96 |   | w/o off-road and pneumatic susp. | <input type="checkbox"/> | 115159-PCS-MS |
| 1.9 TDI | 66 | 90 | 10.93-08.96 |   | for vehicles with standard chassis, To MY: 07/1991 To Ch.No.: 31P026435 | <input checked="" type="checkbox"/> | 105781-PCS-MS 105813-PCS-MS |
| 1.9 TDI | 81 | 110 | 03.96-08.96 |   | for vehicles with standard chassis w/o off-road and pneumatic susp. From Ch.No.: P-026436 | <input type="checkbox"/> | 115163-PCS-MS |
| 2.0 Syncro | 81 | 110 | 09.89-07.92 |   | for vehicles with standard chassis w/o off-road and pneumatic susp. From Ch.No.: P-026436 | <input checked="" type="checkbox"/> | 105781-PCS-MS 105813-PCS-MS |
| 2.0 Syncro | 85 | 115 | 10.90-08.96 |   | for vehicles with standard chassis, To MY: 07/1991 w/o pneumatic susp. To Ch.No.:31-P-026 435 To Ch.No.: 31P026435 | <input type="checkbox"/> | 115163-PCS-MS |
| 2.0 | 125 | 170 | 04.88-07.91 |   | w/o pneumatic susp. | <input type="checkbox"/> | 115163-PCS-MS |

PASSAT VARIANT (3A2, 35I)








| | | | | | | | |
|---------|-----|-----|-------------|--|---|-------------------------------------|--------------------------------|
| 1.6 | 53 | 72 | 04.88-09.91 |   | for vehicles with standard chassis Ch.No.: P-026435 | <input checked="" type="checkbox"/> | 105781-PCS-MS |
| 1.6 | 55 | 75 | 04.88-12.88 |   | for vehicles with standard chassis w/o off-road and pneumatic susp. From MY: 06/1988 | <input type="checkbox"/> | 105813-PCS-MS |
| 1.6 | 74 | 101 | 07.94-12.95 |   | for vehicles with standard chassis w/o off-road and pneumatic susp. From MY: 06/1988 | <input type="checkbox"/> | 115163-PCS-MS |
| 1.8 | 55 | 75 | 08.90-05.97 |   | for vehicles with standard chassis w/o off-road and pneumatic susp. From MY: 06/1988 | <input type="checkbox"/> | 105781-PCS-MS |
| 1.8 | 66 | 90 | 02.88-05.97 |   | for vehicles with standard chassis, To MY: 07/1991 To Ch.No.: 31P026435 | <input checked="" type="checkbox"/> | 105813-PCS-MS |
| 1.8 | 79 | 107 | 04.88-07.90 |   | for vehicles with standard chassis w/o off-road and pneumatic susp. From MY: 06/1988 | <input type="checkbox"/> | 115163-PCS-MS |
| 1.8 | 82 | 112 | 04.88-07.92 |   | for vehicles with standard chassis w/o off-road and pneumatic susp. From MY: 06/1988 | <input checked="" type="checkbox"/> | 105781-PCS-MS 105813-PCS-MS |
| 1.8 16V | 100 | 136 | 04.88-12.89 |   | for vehicles with standard chassis w/o off-road and pneumatic susp. | <input type="checkbox"/> | 115163-PCS-MS |
| 2.0 | 79 | 107 | 03.95-08.96 |   | for vehicles with standard chassis w/o off-road and pneumatic susp. | <input type="checkbox"/> | 115159-PCS-MS |
| | | | |   | for vehicles with standard chassis, To MY: 07/1991 To Ch.No.: 31P026435 | <input checked="" type="checkbox"/> | 105781-PCS-MS |
| | | | |   | for vehicles with standard chassis w/o off-road and pneumatic susp. | <input checked="" type="checkbox"/> | 105813-PCS-MS |
| | | | |   | for vehicles with standard chassis w/o off-road and pneumatic susp. | <input checked="" type="checkbox"/> | 105781-PCS-MS 105813-PCS-MS |

VOLKSWAGEN















PASSAT VARIANT (3A2, 35I)

| | | | | | | | | |
|----------------|-----|-----|-------------|---|--|--------------------------|-------------------------------------|--|
| 2.0 | 85 | 115 | 02.90-05.97 |   | for vehicles with standard chassis w/o off-road and pneumatic susp. for vehicles with standard chassis, To MY: 07/1991 To Ch.No.: 31P026435 | <input type="checkbox"/> | <input checked="" type="checkbox"/> | 105781-PCS-MS 105813-PCS-MS 115163-PCS-MS 115159-PCS-MS |
| 2.0 16V | 100 | 136 | 08.88-09.93 |     | for vehicles with standard chassis w/o off-road and pneumatic susp. w/o pneumatic susp. To Ch.No.:31-P-026 435 To Ch.No.: 31P026435 | <input type="checkbox"/> | <input checked="" type="checkbox"/> | 105781-PCS-MS 105813-PCS-MS 115163-PCS-MS 115159-PCS-MS |
| 2.0 16V | 110 | 150 | 01.94-05.97 |   | for vehicles with standard chassis w/o off-road and pneumatic susp. | <input type="checkbox"/> | <input checked="" type="checkbox"/> | 105781-PCS-MS 105813-PCS-MS |
| 2.8 VR6 | 128 | 174 | 06.91-05.97 |   | w/o off-road susp. and w/o ride height adj. From MY: 08/1991 To MY: 12/1996 | <input type="checkbox"/> | <input checked="" type="checkbox"/> | 105781-PCS-MS 105813-PCS-MS |
| 1.6 TD | 59 | 80 | 08.88-09.93 |     | for vehicles with standard chassis w/o off-road and pneumatic susp. for vehicles with standard chassis, To MY: 07/1991 To Ch.No.: 31P026435 | <input type="checkbox"/> | <input checked="" type="checkbox"/> | 105781-PCS-MS 105813-PCS-MS 115163-PCS-MS 115159-PCS-MS |
| 1.9 D | 50 | 68 | 05.89-10.93 |     | for vehicles with standard chassis w/o off-road and pneumatic susp. for vehicles with standard chassis, To MY: 07/1991 To Ch.No.: 31P026435 | <input type="checkbox"/> | <input checked="" type="checkbox"/> | 105781-PCS-MS 105813-PCS-MS 115163-PCS-MS 115159-PCS-MS |
| 1.9 TD | 55 | 75 | 03.91-05.97 |     | for vehicles with standard chassis w/o off-road and pneumatic susp. for vehicles with standard chassis, To MY: 07/1991 | <input type="checkbox"/> | <input checked="" type="checkbox"/> | 105781-PCS-MS 105813-PCS-MS 115163-PCS-MS |
| 1.9 TDI | 66 | 90 | 10.93-05.97 |   | for vehicles with standard chassis Ch.No.: P-026436 | <input type="checkbox"/> | <input checked="" type="checkbox"/> | 105781-PCS-MS 105813-PCS-MS |
| 1.9 TDI | 81 | 110 | 03.96-05.97 |   | for vehicles with standard chassis Ch.No.: P-026436 | <input type="checkbox"/> | <input checked="" type="checkbox"/> | 105781-PCS-MS 105813-PCS-MS |
| 1.8 | 102 | 139 | 08.91-09.93 |  | for vehicles with standard chassis | <input type="checkbox"/> | <input checked="" type="checkbox"/> | 115163-PCS-MS |
| 1.8 G60 Syncro | 118 | 160 | 08.88-05.97 |   | for vehicles with standard chassis, To MY: 07/1991 To Ch.No.: 31P026435 | <input type="checkbox"/> | <input checked="" type="checkbox"/> | 115163-PCS-MS 115159-PCS-MS |
| 2.0 Syncro | 81 | 115 | 09.89-07.92 |   | for vehicles with standard chassis, To MY: 07/1991 To Ch.No.: 31P026435 | <input type="checkbox"/> | <input checked="" type="checkbox"/> | 115163-PCS-MS 115159-PCS-MS |
| 2.0 Syncro | 85 | 110 | 10.90-05.97 |  | for vehicles with standard chassis, To MY: 07/1991 | <input type="checkbox"/> | <input checked="" type="checkbox"/> | 115163-PCS-MS |
| 2.0 | 125 | 170 | 04.88-07.91 |  | for vehicles with standard chassis, To MY: 07/1991 | <input type="checkbox"/> | <input checked="" type="checkbox"/> | 115163-PCS-MS |
| 1.8 16V | 100 | 136 | 04.88-12.89 |  | To Ch.No.: 31P026435 | <input type="checkbox"/> | <input checked="" type="checkbox"/> | 115159-PCS-MS |

PASSAT Saloon (32B)
















| | | | | | | | | |
|--------|----|-----|-------------|---|-------------------------|--------------------------|-------------------------------------|---------------|
| 1.6 | 51 | 69 | 08.87-03.88 |  | W/o off-road suspension | <input type="checkbox"/> | <input checked="" type="checkbox"/> | 100594-PCS-MS |
| 1.6 | 53 | 72 | 01.85-03.88 |  | W/o off-road suspension | <input type="checkbox"/> | <input checked="" type="checkbox"/> | 100594-PCS-MS |
| 1.6 | 55 | 75 | 01.85-03.88 |  | W/o off-road suspension | <input type="checkbox"/> | <input checked="" type="checkbox"/> | 100594-PCS-MS |
| 1.8 | 64 | 87 | 05.86-03.88 |  | W/o off-road suspension | <input type="checkbox"/> | <input checked="" type="checkbox"/> | 100594-PCS-MS |
| 1.8 | 66 | 90 | 01.85-03.88 |  | W/o off-road suspension | <input type="checkbox"/> | <input checked="" type="checkbox"/> | 100594-PCS-MS |
| 2.2 | 85 | 115 | 01.85-03.88 |  | W/o off-road suspension | <input type="checkbox"/> | <input checked="" type="checkbox"/> | 100594-PCS-MS |
| 1.6 TD | 51 | 70 | 01.85-03.88 |  | W/o off-road suspension | <input type="checkbox"/> | <input checked="" type="checkbox"/> | 100594-PCS-MS |

PASSAT (3B2)


































| | | | | | | | | |
|---------|-----|-----|-------------|---|------------------------------------|--------------------------|-------------------------------------|---------------|
| 1.6 | 74 | 101 | 10.96-11.00 |  | for vehicles with standard chassis | <input type="checkbox"/> | <input checked="" type="checkbox"/> | 556277-PCS-MS |
| 1.8 | 85 | 115 | 01.97-11.00 |  | for vehicles with standard chassis | <input type="checkbox"/> | <input checked="" type="checkbox"/> | 556277-PCS-MS |
| 1.8 | 92 | 125 | 10.96-11.00 |  | for vehicles with standard chassis | <input type="checkbox"/> | <input checked="" type="checkbox"/> | 556277-PCS-MS |
| 1.8 T | 110 | 150 | 10.96-11.00 |  | for vehicles with standard chassis | <input type="checkbox"/> | <input checked="" type="checkbox"/> | 556277-PCS-MS |
| 2.0 | 88 | 120 | 04.00-11.00 |  | for vehicles with standard chassis | <input type="checkbox"/> | <input checked="" type="checkbox"/> | 556277-PCS-MS |
| 2.3 VR5 | 110 | 150 | 10.96-11.00 |  | for vehicles with standard chassis | <input type="checkbox"/> | <input checked="" type="checkbox"/> | 556277-PCS-MS |
| 2.8 V6 | 132 | 180 | 05.97-09.99 |  | for vehicles with standard chassis | <input type="checkbox"/> | <input checked="" type="checkbox"/> | 556277-PCS-MS |
| 2.8 V6 | 140 | 190 | 09.99-11.00 |  | for vehicles with standard chassis | <input type="checkbox"/> | <input checked="" type="checkbox"/> | 556277-PCS-MS |
| 2.8 V6 | 142 | 193 | 08.96-11.00 |  | for vehicles with standard chassis | <input type="checkbox"/> | <input checked="" type="checkbox"/> | 556277-PCS-MS |
| 1.9 TDI | 66 | 90 | 10.96-11.00 |  | for vehicles with standard chassis | <input type="checkbox"/> | <input checked="" type="checkbox"/> | 556277-PCS-MS |
| 1.9 TDI | 74 | 101 | 02.00-11.00 |  | for vehicles with standard chassis | <input type="checkbox"/> | <input checked="" type="checkbox"/> | 556277-PCS-MS |
| 1.9 TDI | 81 | 110 | 10.96-11.00 |  | for vehicles with standard chassis | <input type="checkbox"/> | <input checked="" type="checkbox"/> | 556277-PCS-MS |
| 1.9 TDI | 85 | 115 | 08.98-11.00 |  | for vehicles with standard chassis | <input type="checkbox"/> | <input checked="" type="checkbox"/> | 556277-PCS-MS |
| 2.5 TDI | 110 | 150 | 07.98-11.00 |  | for vehicles with standard chassis | <input type="checkbox"/> | <input checked="" type="checkbox"/> | 556277-PCS-MS |

VOLKSWAGEN

PASSAT (3B2)

| | | | | | | | |
|----------------|-----|-----|-------------|---|---|--------------------------|---------------|
| 1.6 | 74 | 101 | 10.94-08.96 |  | From Ch.No.: 31-P-026 436, with off-road suspension | <input type="checkbox"/> | 230315-PCS-MS |
| 1.8 | 55 | 75 | 08.90-08.96 |  | From Ch.No.: 31-P-026 436, with off-road suspension | <input type="checkbox"/> | 230315-PCS-MS |
| 1.8 | 66 | 90 | 02.88-08.96 |  | From Ch.No.: 31-P-026 436, with off-road suspension | <input type="checkbox"/> | 230315-PCS-MS |
| 1.8 GL | 102 | 139 | 08.91-09.93 |  | From Ch.No.: 31-P-026 436, with off-road suspension | <input type="checkbox"/> | 230315-PCS-MS |
| 1.8 G60 Syncro | 118 | 160 | 08.88-08.96 |  | From Ch.No.: 31-P-026 436, w/o pneumatic suspension | <input type="checkbox"/> | 230315-PCS-MS |
| 2.0 | 79 | 107 | 03.95-08.96 |  | for vehicles with off-road suspension | <input type="checkbox"/> | 230315-PCS-MS |
| 2.0 | 85 | 115 | 02.90-08.96 |  | From Ch.No.: 31-P-026 436, with off-road suspension | <input type="checkbox"/> | 230315-PCS-MS |
| 2.0 Syncro | 85 | 115 | 10.90-08.96 |  | From Ch.No.: 31-P-026 436, w/o pneumatic suspension | <input type="checkbox"/> | 230315-PCS-MS |
| 2.0 16V | 110 | 150 | 01.94-08.96 |  | From Ch.No.: 31-P-026 436, w/o pneumatic suspension | <input type="checkbox"/> | 230315-PCS-MS |
| 2.8 VR6 | 128 | 174 | 06.91-08.96 |  | for vehicles with off-road suspension | <input type="checkbox"/> | 230315-PCS-MS |
| 1.6 TD | 59 | 80 | 08.88-09.93 |  | From Ch.No.: 31-P-026 436, with off-road suspension | <input type="checkbox"/> | 230315-PCS-MS |
| 1.9 D | 50 | 68 | 05.89-10.93 |  | From Ch.No.: 31-P-026 436, with off-road suspension | <input type="checkbox"/> | 230315-PCS-MS |
| 1.9 TD | 55 | 75 | 03.91-08.96 |  | From Ch.No.: 31-P-026 436, with off-road suspension | <input type="checkbox"/> | 230315-PCS-MS |
| 1.9 TDI | 66 | 90 | 10.93-08.96 |  | for vehicles with off-road suspension | <input type="checkbox"/> | 230315-PCS-MS |
| 1.9 TDI | 81 | 110 | 03.96-08.96 |  | for vehicles with off-road suspension | <input type="checkbox"/> | 230315-PCS-MS |












PASSAT Variant (3B5)

| | | | | | | | |
|----------------|-----|-----|-------------|---|--|-------------------------------------|---------------|
| 1.6 | 74 | 101 | 06.97-11.00 |  | for vehicles with standard chassis | <input checked="" type="checkbox"/> | 556277-PCS-MS |
| 1.8 | 85 | 115 | 06.97-11.00 |  | for vehicles with standard chassis | <input checked="" type="checkbox"/> | 556277-PCS-MS |
| 1.8 | 92 | 125 | 06.97-11.00 |  | for vehicles with standard chassis | <input checked="" type="checkbox"/> | 556277-PCS-MS |
| 1.8 T | 110 | 150 | 06.97-11.00 |  | for vehicles with standard chassis | <input checked="" type="checkbox"/> | 556277-PCS-MS |
| 2.0 | 88 | 120 | 04.00-11.00 |  | for vehicles with standard chassis | <input checked="" type="checkbox"/> | 556277-PCS-MS |
| 2.3 VR5 | 110 | 150 | 06.97-11.00 |  | for vehicles with standard chassis | <input checked="" type="checkbox"/> | 556277-PCS-MS |
| 2.8 V6 | 132 | 180 | 09.97-09.99 |  | for vehicles with standard chassis | <input checked="" type="checkbox"/> | 556277-PCS-MS |
| 2.8 V6 | 140 | 190 | 09.99-11.00 |  | for vehicles with standard chassis | <input checked="" type="checkbox"/> | 556277-PCS-MS |
| 2.8 V6 | 142 | 193 | 06.97-11.00 |  | for vehicles with standard chassis | <input checked="" type="checkbox"/> | 556277-PCS-MS |
| 1.9 TDI | 66 | 90 | 06.97-11.00 |  | for vehicles with standard chassis | <input checked="" type="checkbox"/> | 556277-PCS-MS |
| 1.9 TDI | 74 | 101 | 02.00-11.00 |  | for vehicles with standard chassis | <input checked="" type="checkbox"/> | 556277-PCS-MS |
| 1.9 TDI | 81 | 110 | 06.97-11.00 |  | for vehicles with standard chassis | <input checked="" type="checkbox"/> | 556277-PCS-MS |
| 1.9 TDI | 85 | 115 | 08.98-11.00 |  | for vehicles with standard chassis | <input checked="" type="checkbox"/> | 556277-PCS-MS |
| 2.5 TDI | 110 | 150 | 07.98-11.00 |  | for vehicles with standard chassis | <input checked="" type="checkbox"/> | 556277-PCS-MS |
| 1.6 | 74 | 101 | 07.94-12.95 |  | Suspension: for vehicles with off-road suspension | <input type="checkbox"/> | 230315-PCS-MS |
| 1.8 | 55 | 75 | 08.90-05.97 |  | From Ch.No.: 31-P-026 436, with off-road suspension | <input type="checkbox"/> | 230315-PCS-MS |
| 1.8 | 66 | 90 | 02.88-05.97 |  | From Ch.No.: 31-P-026 436, with off-road suspension | <input type="checkbox"/> | 230315-PCS-MS |
| 1.8 | 102 | 139 | 08.91-09.93 |  | From Ch.No.: 31-P-026 436, with off-road suspension | <input type="checkbox"/> | 230315-PCS-MS |
| 1.8 G60 Syncro | 118 | 160 | 08.88-05.97 |  | From Ch.No.: 31-P-026 436, w/o pneumatic suspension | <input type="checkbox"/> | 230315-PCS-MS |
| 2.0 | 79 | 107 | 03.95-08.96 |  | for vehicles with off-road suspension | <input type="checkbox"/> | 230315-PCS-MS |
| 2.0 | 85 | 115 | 02.90-05.97 |  | From Ch.No.: 31-P-026 436, h off-road suspension | <input type="checkbox"/> | 230315-PCS-MS |
| 2.0 Syncro | 81 | 110 | 09.89-07.92 |  | From Ch.No.: 31-P-026 436, w/o pneumatic suspension | <input type="checkbox"/> | 230315-PCS-MS |
| 2.0 Syncro | 85 | 115 | 10.90-05.97 |  | From Ch.No.: 31-P-026 436, w/o pneumatic suspension | <input type="checkbox"/> | 230315-PCS-MS |
| 2.0 16V | 100 | 136 | 08.88-09.93 |  | From Ch.No.: 31-P-026 436, with off-road suspension | <input type="checkbox"/> | 230315-PCS-MS |
| 2.0 16V | 110 | 150 | 01.94-05.97 |  | for vehicles with off-road suspension | <input type="checkbox"/> | 230315-PCS-MS |
| 2.8 VR6 | 128 | 174 | 06.91-05.97 |  | for vehicles with off-road suspension | <input type="checkbox"/> | 230315-PCS-MS |
| 2.9 VR6 Syncro | 135 | 184 | 01.94-05.97 |  | Spring Type: For vehicles without pneumatic suspension | <input type="checkbox"/> | 230315-PCS-MS |
| 1.6 TD | 59 | 80 | 08.88-09.93 |  | From Ch.No.: 31-P-026 436, with off-road suspension | <input type="checkbox"/> | 230315-PCS-MS |
| 2.8 CL Syncro | 142 | 193 | 10.94-12.95 |  | Spring Type: For vehicles without pneumatic suspension | <input type="checkbox"/> | 230315-PCS-MS |
| 1.9 D | 50 | 68 | 05.89-10.93 |  | From Ch.No.: 31-P-026 436, with off-road suspension | <input type="checkbox"/> | 230315-PCS-MS |
| 1.9 TD | 55 | 75 | 03.91-05.97 |  | From Ch.No.: 31-P-026 436, with off-road suspension | <input type="checkbox"/> | 230315-PCS-MS |
| 1.9 TDI | 66 | 90 | 10.93-05.97 |  | for vehicles with off-road suspension | <input type="checkbox"/> | 230315-PCS-MS |
| 1.9 TDI | 81 | 110 | 03.96-05.97 |  | for vehicles with off-road suspension | <input type="checkbox"/> | 230315-PCS-MS |










| | | | | | | | |
|---|-----------|-----------|---|--|-------------|---|-----------|
|  | KW | PS |  |   | INFO |  | MS |
|---|-----------|-----------|---|--|-------------|---|-----------|

VOLKSWAGEN


















PASSAT (3B3)

| | | | | | | | |
|-----------|-----|-----|-------------|---|------------------------------------|-------------------------------------|---------------|
| 1.6 | 75 | 102 | 11.00-05.05 |  | for vehicles with standard chassis | <input checked="" type="checkbox"/> | 556277-PCS-MS |
| 1.8 T 20V | 110 | 150 | 11.00-05.05 |  | for vehicles with standard chassis | <input checked="" type="checkbox"/> | 556277-PCS-MS |
| 1.8 T | 125 | 170 | 02.01-05.05 |  | for vehicles with standard chassis | <input checked="" type="checkbox"/> | 556277-PCS-MS |
| 2.0 | 85 | 115 | 11.00-05.05 |  | for vehicles with standard chassis | <input checked="" type="checkbox"/> | 556277-PCS-MS |
| 2.0 | 96 | 130 | 11.01-05.05 |  | for vehicles with standard chassis | <input checked="" type="checkbox"/> | 556277-PCS-MS |
| 2.3 V5 | 125 | 170 | 11.00-05.05 |  | for vehicles with standard chassis | <input checked="" type="checkbox"/> | 556277-PCS-MS |
| 1.9 TDI | 74 | 101 | 11.00-05.05 |  | for vehicles with standard chassis | <input checked="" type="checkbox"/> | 556277-PCS-MS |
| 1.9 TDI | 96 | 130 | 11.00-05.05 |  | for vehicles with standard chassis | <input checked="" type="checkbox"/> | 556277-PCS-MS |
| 2.0 TDI | 100 | 136 | 12.03-05.05 |  | for vehicles with standard chassis | <input checked="" type="checkbox"/> | 556277-PCS-MS |
| 2.5 TDI | 110 | 150 | 11.00-05.05 |  | for vehicles with standard chassis | <input checked="" type="checkbox"/> | 556277-PCS-MS |
| 2.5 TDI | 120 | 163 | 05.03-05.05 |  | for vehicles with standard chassis | <input checked="" type="checkbox"/> | 556277-PCS-MS |

















PASSAT Variant (3B6)

| | | | | | | | |
|-----------|-----|-----|-------------|---|------------------------------------|-------------------------------------|---------------|
| 1.6 | 75 | 102 | 11.00-05.05 |  | for vehicles with standard chassis | <input checked="" type="checkbox"/> | 556277-PCS-MS |
| 1.8 T 20V | 110 | 150 | 11.00-05.05 |  | for vehicles with standard chassis | <input checked="" type="checkbox"/> | 556277-PCS-MS |
| 2.0 | 85 | 115 | 11.00-05.05 |  | for vehicles with standard chassis | <input checked="" type="checkbox"/> | 556277-PCS-MS |
| 2.0 | 96 | 130 | 11.01-05.05 |  | for vehicles with standard chassis | <input checked="" type="checkbox"/> | 556277-PCS-MS |
| 2.3 V5 | 125 | 170 | 11.00-05.05 |  | for vehicles with standard chassis | <input checked="" type="checkbox"/> | 556277-PCS-MS |
| 1.9 TDI | 74 | 101 | 11.00-05.05 |  | for vehicles with standard chassis | <input checked="" type="checkbox"/> | 556277-PCS-MS |
| 1.9 TDI | 96 | 130 | 11.00-05.05 |  | for vehicles with standard chassis | <input checked="" type="checkbox"/> | 556277-PCS-MS |
| 2.0 TDI | 100 | 136 | 12.03-05.05 |  | for vehicles with standard chassis | <input checked="" type="checkbox"/> | 556277-PCS-MS |
| 2.5 TDI | 110 | 150 | 11.00-05.05 |  | for vehicles with standard chassis | <input checked="" type="checkbox"/> | 556277-PCS-MS |

PASSAT (32B)











| | | | | | | | |
|--------|-----|-----|-------------|---|-------------------------|--------------------------|---------------|
| 1.3 | 40 | 55 | 08.80-07.83 |  | W/o off-road suspension | <input type="checkbox"/> | 100594-PCS-MS |
| 1.3 | 44 | 60 | 08.80-07.86 |  | W/o off-road suspension | <input type="checkbox"/> | 100594-PCS-MS |
| 1.3 | 44 | 60 | 08.80-07.86 |  | W/o off-road suspension | <input type="checkbox"/> | 100594-PCS-MS |
| 1.6 | 51 | 70 | 08.87-03.88 |  | W/o off-road suspension | <input type="checkbox"/> | 100594-PCS-MS |
| 1.6 | 53 | 72 | 02.86-03.88 |  | W/o off-road suspension | <input type="checkbox"/> | 100594-PCS-MS |
| 1.6 | 55 | 75 | 08.80-03.88 |  | W/o off-road suspension | <input type="checkbox"/> | 100594-PCS-MS |
| 1.6 | 63 | 85 | 01.81-02.83 |  | W/o off-road suspension | <input type="checkbox"/> | 100594-PCS-MS |
| 1.8 | 64 | 87 | 05.86-03.88 |  | W/o off-road suspension | <input type="checkbox"/> | 100594-PCS-MS |
| 1.8 | 66 | 90 | 01.83-03.88 |  | W/o off-road suspension | <input type="checkbox"/> | 100594-PCS-MS |
| 1.8 | 82 | 112 | 12.83-03.88 |  | W/o off-road suspension | <input type="checkbox"/> | 100594-PCS-MS |
| 1.9 | 85 | 115 | 01.81-07.83 |  | W/o off-road suspension | <input type="checkbox"/> | 100594-PCS-MS |
| 2.0 | 85 | 115 | 08.83-03.88 |  | W/o off-road suspension | <input type="checkbox"/> | 100594-PCS-MS |
| 2.2 | 85 | 115 | 08.85-03.88 |  | W/o off-road suspension | <input type="checkbox"/> | 100594-PCS-MS |
| 2.2 | 100 | 136 | 01.85-03.88 |  | W/o off-road suspension | <input type="checkbox"/> | 100594-PCS-MS |
| 1.6 D | 40 | 54 | 08.80-03.88 |  | W/o off-road suspension | <input type="checkbox"/> | 100594-PCS-MS |
| 1.6 TD | 51 | 70 | 04.82-03.88 |  | W/o off-road suspension | <input type="checkbox"/> | 100594-PCS-MS |
| 1.6 TD | 59 | 80 | 05.86-03.88 |  | W/o off-road suspension | <input type="checkbox"/> | 100594-PCS-MS |

PASSAT Variant (32B)





























| | | | | | | | |
|------------|-----|-----|-------------|---|---|--------------------------|---------------|
| 1.3 | 40 | 55 | 08.80-07.83 |  | From MY: 03/1981, W/o off-road suspension | <input type="checkbox"/> | 100594-PCS-MS |
| 1.3 | 44 | 60 | 08.80-07.86 |  | From MY: 03/1981, W/o off-road suspension | <input type="checkbox"/> | 100594-PCS-MS |
| 1.3 | 44 | 60 | 08.80-07.86 |  | From MY: 03/1981, W/o off-road suspension | <input type="checkbox"/> | 100594-PCS-MS |
| 1.6 | 51 | 70 | 08.87-03.88 |  | W/o off-road suspension | <input type="checkbox"/> | 100594-PCS-MS |
| 1.6 | 53 | 72 | 02.86-03.88 |  | W/o off-road suspension | <input type="checkbox"/> | 100594-PCS-MS |
| 1.6 | 55 | 75 | 08.80-03.88 |  | From MY: 03/1981, W/o off-road suspension | <input type="checkbox"/> | 100594-PCS-MS |
| 1.6 | 55 | 75 | 08.80-03.88 |  | From MY: 03/1981, W/o off-road suspension | <input type="checkbox"/> | 100594-PCS-MS |
| 1.6 | 63 | 85 | 01.81-02.83 |  | From MY: 03/1981, W/o off-road suspension | <input type="checkbox"/> | 100594-PCS-MS |
| 1.8 | 64 | 87 | 05.86-03.88 |  | W/o off-road suspension | <input type="checkbox"/> | 100594-PCS-MS |
| 1.8 | 66 | 90 | 01.83-03.88 |  | W/o off-road suspension | <input type="checkbox"/> | 100594-PCS-MS |
| 1.8 Syncro | 66 | 90 | 01.86-03.88 |  | W/o off-road suspension | <input type="checkbox"/> | 100594-PCS-MS |
| 1.8 | 82 | 112 | 12.83-03.88 |  | W/o off-road suspension | <input type="checkbox"/> | 100594-PCS-MS |
| 1.9 | 85 | 115 | 01.81-07.83 |  | From MY: 03/1981, W/o off-road suspension | <input type="checkbox"/> | 100594-PCS-MS |
| 2.0 | 85 | 115 | 08.83-03.88 |  | W/o off-road suspension | <input type="checkbox"/> | 100594-PCS-MS |
| 2.0 Syncro | 85 | 116 | 05.84-03.88 |  | From MY: 08/1984 | <input type="checkbox"/> | 100594-PCS-MS |
| 2.1 | 85 | 115 | 01.81-07.83 |  | From MY: 03/1981, W/o off-road suspension | <input type="checkbox"/> | 100594-PCS-MS |
| 2.2 | 85 | 115 | 08.85-03.88 | | W/o off-road suspension | <input type="checkbox"/> | 100594-PCS-MS |
| 2.2 Syncro | 88 | 120 | 08.85-03.88 | | W/o off-road suspension | <input type="checkbox"/> | 100594-PCS-MS |
| 2.2 | 100 | 136 | 01.85-03.88 | | W/o off-road suspension | <input type="checkbox"/> | 100594-PCS-MS |
| 1.6 D | 40 | 54 | 08.80-03.88 | | From MY: 03/1981, W/o off-road suspension | <input type="checkbox"/> | 100594-PCS-MS |
| 1.6 TD | 51 | 70 | 04.82-03.88 | | W/o off-road suspension | <input type="checkbox"/> | 100594-PCS-MS |

VOLKSWAGEN













POLO (86) - 0.8

| | | | | | | | |
|-----|----|----|-------------|---|------------------------------|-------------------------------------|---------------|
| 0.8 | 25 | 34 | 09.75-09.81 |  | Not for equipment vers.: G40 | <input type="checkbox"/> | 100237-PCS-MS |
| | | | |  | Not for equipment vers.: G40 | <input checked="" type="checkbox"/> | 105712-PCS-MS |
| 0.9 | 29 | 40 | 09.75-09.81 |  | Not for equipment vers.: G40 | <input type="checkbox"/> | 100237-PCS-MS |
| | | | |  | Not for equipment vers.: G40 | <input checked="" type="checkbox"/> | 105712-PCS-MS |
| 1.1 | 37 | 50 | 03.75-09.81 |  | Not for equipment vers.: G40 | <input type="checkbox"/> | 100237-PCS-MS |
| | | | |  | Not for equipment vers.: G40 | <input checked="" type="checkbox"/> | 105712-PCS-MS |
| 1.1 | 44 | 60 | 03.75-09.81 |  | Not for equipment vers.: G40 | <input type="checkbox"/> | 100237-PCS-MS |
| | | | |  | Not for equipment vers.: G40 | <input checked="" type="checkbox"/> | 105712-PCS-MS |
| 1.3 | 44 | 60 | 12.76-09.81 |  | Not for equipment vers.: G40 | <input type="checkbox"/> | 100237-PCS-MS |
| | | | |  | Not for equipment vers.: G40 | <input checked="" type="checkbox"/> | 105712-PCS-MS |

POLO (86C, 80)

| | | | | | | | |
|---------|----|----|-------------|---|------------------------------|-------------------------------------|---------------|
| 0.9 | 29 | 39 | 10.81-12.81 |  | Not for equipment vers.: G40 | <input type="checkbox"/> | 100237-PCS-MS |
| | | | |  | Not for equipment vers.: G40 | <input checked="" type="checkbox"/> | 105712-PCS-MS |
| 1.0 | 29 | 40 | 10.81-10.86 |  | Not for equipment vers.: G40 | <input type="checkbox"/> | 100237-PCS-MS |
| | | | |  | Not for equipment vers.: G40 | <input checked="" type="checkbox"/> | 105712-PCS-MS |
| 1.0 | 33 | 45 | 08.85-01.92 |  | Not for equipment vers.: G40 | <input type="checkbox"/> | 100237-PCS-MS |
| | | | |  | Not for equipment vers.: G40 | <input checked="" type="checkbox"/> | 105712-PCS-MS |
| 1.0 CAT | 33 | 45 | 08.89-09.94 |  | Not for equipment vers.: G40 | <input type="checkbox"/> | 100237-PCS-MS |
| | | | |  | Not for equipment vers.: G40 | <input checked="" type="checkbox"/> | 105712-PCS-MS |
| 1.1 | 37 | 50 | 10.81-09.89 |  | Not for equipment vers.: G40 | <input type="checkbox"/> | 100237-PCS-MS |
| | | | |  | Not for equipment vers.: G40 | <input checked="" type="checkbox"/> | 105712-PCS-MS |
| 1.3 | 37 | 50 | 08.83-07.85 |  | Not for equipment vers.: G40 | <input type="checkbox"/> | 100237-PCS-MS |
| | | | |  | Not for equipment vers.: G40 | <input checked="" type="checkbox"/> | 105712-PCS-MS |
| 1.3 | 40 | 55 | 08.83-07.88 |  | Not for equipment vers.: G40 | <input type="checkbox"/> | 100237-PCS-MS |
| | | | |  | Not for equipment vers.: G40 | <input checked="" type="checkbox"/> | 105712-PCS-MS |
| 1.3 CAT | 40 | 55 | 07.87-09.94 |  | Not for equipment vers.: G40 | <input type="checkbox"/> | 100237-PCS-MS |
| | | | |  | Not for equipment vers.: G40 | <input checked="" type="checkbox"/> | 105712-PCS-MS |
| 1.3 | 43 | 58 | 10.81-07.82 |  | Not for equipment vers.: G40 | <input type="checkbox"/> | 100237-PCS-MS |
| | | | |  | Not for equipment vers.: G40 | <input checked="" type="checkbox"/> | 105712-PCS-MS |
| 1.3 | 44 | 60 | 10.81-07.83 |  | Not for equipment vers.: G40 | <input type="checkbox"/> | 100237-PCS-MS |
| | | | |  | Not for equipment vers.: G40 | <input checked="" type="checkbox"/> | 105712-PCS-MS |
| 1.3 | 55 | 75 | 09.82-09.89 |  | Not for equipment vers.: G40 | <input type="checkbox"/> | 100237-PCS-MS |
| | | | |  | Not for equipment vers.: G40 | <input checked="" type="checkbox"/> | 105712-PCS-MS |
| 1.3 CAT | 55 | 75 | 10.89-03.91 |  | Not for equipment vers.: G40 | <input type="checkbox"/> | 100237-PCS-MS |
| | | | |  | Not for equipment vers.: G40 | <input checked="" type="checkbox"/> | 105712-PCS-MS |
| 1.3 D | 33 | 45 | 08.86-07.90 |  | Not for equipment vers.: G40 | <input type="checkbox"/> | 100237-PCS-MS |
| | | | |  | Not for equipment vers.: G40 | <input checked="" type="checkbox"/> | 105712-PCS-MS |
| 1.4 D | 35 | 48 | 10.90-09.94 |  | Not for equipment vers.: G40 | <input type="checkbox"/> | 100237-PCS-MS |
| | | | |  | Not for equipment vers.: G40 | <input checked="" type="checkbox"/> | 105712-PCS-MS |












POLO CLASSIC (86C, 80)

| | | | | | | | |
|---------|----|----|-------------|---|------------------------------|-------------------------------------|---------------|
| 1.0 | 29 | 40 | 01.85-10.86 |  | Not for equipment vers.: G40 | <input type="checkbox"/> | 100237-PCS-MS |
| | | | |  | Not for equipment vers.: G40 | <input checked="" type="checkbox"/> | 105712-PCS-MS |
| 1.0 | 33 | 45 | 01.85-09.94 |  | Not for equipment vers.: G40 | <input type="checkbox"/> | 100237-PCS-MS |
| | | | |  | Not for equipment vers.: G40 | <input checked="" type="checkbox"/> | 105712-PCS-MS |
| 1.3 | 40 | 55 | 01.85-07.87 |  | Not for equipment vers.: G40 | <input type="checkbox"/> | 100237-PCS-MS |
| | | | |  | Not for equipment vers.: G40 | <input checked="" type="checkbox"/> | 105712-PCS-MS |
| 1.3 CAT | 40 | 55 | 07.87-09.94 |  | Not for equipment vers.: G40 | <input type="checkbox"/> | 100237-PCS-MS |
| | | | |  | Not for equipment vers.: G40 | <input checked="" type="checkbox"/> | 105712-PCS-MS |
| 1.3 D | 33 | 45 | 08.86-12.88 |  | Not for equipment vers.: G40 | <input type="checkbox"/> | 100237-PCS-MS |
| | | | |  | Not for equipment vers.: G40 | <input checked="" type="checkbox"/> | 105712-PCS-MS |
| 1.4 D | 35 | 48 | 10.90-09.94 |  | Not for equipment vers.: G40 | <input type="checkbox"/> | 100237-PCS-MS |
| | | | |  | Not for equipment vers.: G40 | <input checked="" type="checkbox"/> | 105712-PCS-MS |





| | | | | | | | |
|---|-----------|-----------|---|--|-------------|---|-----------|
|  | KW | PS |  |   | INFO |  | MS |
|---|-----------|-----------|---|--|-------------|---|-----------|

VOLKSWAGEN





















POLO CLASSIC (6KV2)

| | | | | | | | |
|-------------|----|-----|-------------|---|--|-------------------------------------|---------------|
| 60.1.4 | 44 | 60 | 12.95-09.01 |  | for vehicles with standard chassis, To MY: 09/1999 | <input checked="" type="checkbox"/> | 170780-PCS-MS |
| 75 1.6 | 55 | 75 | 11.95-09.97 |  | for vehicles with standard chassis | <input checked="" type="checkbox"/> | 170780-PCS-MS |
| 100 1.6 | 74 | 100 | 12.95-09.01 |  | for vehicles with standard chassis, To MY: 09/1999 | <input checked="" type="checkbox"/> | 170780-PCS-MS |
| 75 1.6 | 55 | 75 | 11.95-09.01 |  | for vehicles with standard chassis, To MY: 09/1999 | <input checked="" type="checkbox"/> | 170780-PCS-MS |
| 90 1.8 | 66 | 90 | 01.97-09.01 |  | for vehicles with standard chassis, To Ch.No.:6K-Y-504 288 | <input checked="" type="checkbox"/> | 170780-PCS-MS |
| 57 1.7 SDI | 42 | 57 | 07.97-09.01 |  | for vehicles with standard chassis, To MY: 09/1999 | <input checked="" type="checkbox"/> | 170780-PCS-MS |
| 64 1,9 D | 47 | 64 | 01.96-10.96 |  | for vehicles with standard chassis | <input checked="" type="checkbox"/> | 170780-PCS-MS |
| 64 1.9 SDI | 47 | 64 | 12.95-08.99 |  | for vehicles with standard chassis, To Ch.No.:6K-Y-504 288 | <input checked="" type="checkbox"/> | 170780-PCS-MS |
| 68 1.9 SDI | 50 | 68 | 08.99-09.01 |  | for vehicles with standard chassis, To Ch.No.:6K-Y-504 288 | <input checked="" type="checkbox"/> | 170780-PCS-MS |
| 90 1.9 TDI | 66 | 90 | 09.96-09.01 |  | for vehicles with standard chassis, To Ch.No.:6K-Y-504 288 | <input checked="" type="checkbox"/> | 170780-PCS-MS |
| 110 1.9 TDI | 81 | 110 | 06.98-09.01 |  | for vehicles with standard chassis, To Ch.No.:6K-Y-504 288 | <input checked="" type="checkbox"/> | 170780-PCS-MS |














POLO Saloon

| | | | | | | | |
|---------|----|-----|--------|---|----------------------|-------------------------------------|---------------|
| 1.4 | 55 | 75 | 07.03- |  | for standard chassis | <input checked="" type="checkbox"/> | 280564-PCS-MS |
| 1.4 | 74 | 101 | 11.03- |  | for standard chassis | <input checked="" type="checkbox"/> | 280564-PCS-MS |
| 1.4 TDI | 55 | 75 | 07.03- |  | for standard chassis | <input checked="" type="checkbox"/> | 280564-PCS-MS |
| 1.9 SDI | 47 | 64 | 11.03- |  | for standard chassis | <input checked="" type="checkbox"/> | 280564-PCS-MS |

POLO Coupe (86C, 80)

| | | | | | | | |
|---------|----|----|-------------|---|------------------------------|-------------------------------------|---------------|
| 1.0 | 29 | 40 | 05.82-10.86 |  | Not for equipment vers.: G40 | <input type="checkbox"/> | 100237-PCS-MS |
| 1.0 | 33 | 45 | 08.85-01.92 |  | Not for equipment vers.: G40 | <input checked="" type="checkbox"/> | 105712-PCS-MS |
| 1.0 | 33 | 45 | 08.85-01.92 |  | Not for equipment vers.: G40 | <input type="checkbox"/> | 100237-PCS-MS |
| 1.0 CAT | 33 | 45 | 08.89-09.94 |  | Not for equipment vers.: G40 | <input type="checkbox"/> | 100237-PCS-MS |
| 1.1 | 37 | 50 | 10.81-07.83 |  | Not for equipment vers.: G40 | <input checked="" type="checkbox"/> | 105712-PCS-MS |
| 1.1 | 37 | 50 | 10.81-07.83 |  | Not for equipment vers.: G40 | <input type="checkbox"/> | 100237-PCS-MS |
| 1.3 | 40 | 55 | 08.83-06.87 |  | Not for equipment vers.: G40 | <input checked="" type="checkbox"/> | 105712-PCS-MS |
| 1.3 | 40 | 55 | 08.83-06.87 |  | Not for equipment vers.: G40 | <input type="checkbox"/> | 100237-PCS-MS |
| 1.3 CAT | 40 | 55 | 07.87-08.94 |  | Not for equipment vers.: G40 | <input checked="" type="checkbox"/> | 105712-PCS-MS |
| 1.3 | 44 | 60 | 10.81-07.83 |  | Not for equipment vers.: G40 | <input type="checkbox"/> | 100237-PCS-MS |
| 1.3 | 44 | 60 | 10.81-07.83 |  | Not for equipment vers.: G40 | <input checked="" type="checkbox"/> | 105712-PCS-MS |
| 1.3 | 55 | 75 | 09.82-09.89 |  | Not for equipment vers.: G40 | <input type="checkbox"/> | 100237-PCS-MS |
| 1.3 | 55 | 75 | 09.82-09.89 |  | Not for equipment vers.: G40 | <input checked="" type="checkbox"/> | 105712-PCS-MS |
| 1.3 CAT | 55 | 75 | 10.89-09.94 |  | Not for equipment vers.: G40 | <input type="checkbox"/> | 100237-PCS-MS |
| 1.3 | 57 | 78 | 03.91-09.94 |  | Not for equipment vers.: G40 | <input checked="" type="checkbox"/> | 105712-PCS-MS |
| 1.3 | 57 | 78 | 03.91-09.94 |  | Not for equipment vers.: G40 | <input type="checkbox"/> | 100237-PCS-MS |
| 1.3 D | 33 | 45 | 08.86-08.90 |  | Not for equipment vers.: G40 | <input checked="" type="checkbox"/> | 105712-PCS-MS |
| 1.3 D | 33 | 45 | 08.86-08.90 |  | Not for equipment vers.: G40 | <input type="checkbox"/> | 100237-PCS-MS |
| 1.4 D | 35 | 48 | 08.90-09.94 |  | Not for equipment vers.: G40 | <input checked="" type="checkbox"/> | 105712-PCS-MS |
| 1.4 D | 35 | 48 | 08.90-09.94 |  | Not for equipment vers.: G40 | <input type="checkbox"/> | 100237-PCS-MS |

POLO (9N) - 1.2

| | | | | | | | |
|---------|----|-----|--------|---|---|-------------------------------------|---------------|
| 1.2 | 40 | 54 | 01.02- |  | for std chassis, To MY: 03/2005, Not for equipment vers.: CrossPolo | <input checked="" type="checkbox"/> | 280564-PCS-MS |
| 1.2 | 44 | 60 | 05.07- |  | for std chassis, To MY: 03/2005, Not for equipment vers.: CrossPolo | <input checked="" type="checkbox"/> | 280564-PCS-MS |
| 1.2 | 47 | 64 | 10.01- |  | for std chassis, To MY: 03/2005, Not for equipment vers.: CrossPolo | <input checked="" type="checkbox"/> | 280564-PCS-MS |
| 1.2 | 51 | 69 | 05.07- |  | for std chassis, To MY: 03/2005, Not for equipment vers.: CrossPolo | <input checked="" type="checkbox"/> | 280564-PCS-MS |
| 1.4 16V | 55 | 75 | 10.01- |  | for std chassis, To MY: 03/2005, Not for equipment vers.: CrossPolo | <input checked="" type="checkbox"/> | 280564-PCS-MS |
| 1.4 16V | 59 | 80 | 05.06- |  | for std chassis, To MY: 03/2005, Not for equipment vers.: CrossPolo | <input checked="" type="checkbox"/> | 280564-PCS-MS |
| 1.4 FSI | 63 | 86 | 05.02- |  | for std chassis, To MY: 03/2005, Not for equipment vers.: CrossPolo | <input checked="" type="checkbox"/> | 280564-PCS-MS |
| 1.4 16V | 74 | 101 | 10.01- |  | for std chassis, To MY: 03/2005, Not for equipment vers.: CrossPolo | <input checked="" type="checkbox"/> | 280564-PCS-MS |
| 1.4 TDI | 51 | 70 | 04.05- |  | for std chassis, To MY: 03/2005, Not for equipment vers.: CrossPolo | <input checked="" type="checkbox"/> | 280564-PCS-MS |
| 1.4 TDI | 55 | 75 | 10.01- |  | for std chassis, To MY: 03/2005, Not for equipment vers.: CrossPolo | <input checked="" type="checkbox"/> | 280564-PCS-MS |
| 1.4 TDI | 59 | 80 | 04.05- |  | for std chassis, To MY: 03/2005, Not for equipment vers.: CrossPolo | <input checked="" type="checkbox"/> | 280564-PCS-MS |
| 1.9 SDI | 47 | 64 | 10.01- |  | for std chassis, To MY: 03/2005, Not for equipment vers.: CrossPolo | <input checked="" type="checkbox"/> | 280564-PCS-MS |
| 1.9 TDI | 74 | 101 | 10.01- |  | for std chassis, To MY: 03/2005, Not for equipment vers.: CrossPolo | <input checked="" type="checkbox"/> | 280564-PCS-MS |
| 1.9 TDI | 96 | 130 | 11.03- | | for std chassis, To MY: 03/2005, Not for equipment vers.: CrossPolo | <input checked="" type="checkbox"/> | 280564-PCS-MS |











| | | | | | | | |
|---|-----------|-----------|---|--|-------------|---|-----------|
|  | KW | PS |  |   | INFO |  | MS |
|---|-----------|-----------|---|--|-------------|---|-----------|

VOLKSWAGEN
































POLO Variant (6KV5)

| | | | | | | | |
|---------|----|-----|-------------|---|--|--------------------------|---------------|
| 1.9 TDI | 60 | 90 | 05.97-09.01 |  | | <input type="checkbox"/> | 115159-PCS-MS |
| 1.9 TDI | 81 | 110 | 06.98-09.01 |  | | <input type="checkbox"/> | 115159-PCS-MS |

SANTANA (32B)















| | | | | | | | |
|--------|----|-----|-------------|---|---|--------------------------|---------------|
| 1.3 | 44 | 60 | 08.81-07.83 |  | From MY: 01/1982 | <input type="checkbox"/> | 100594-PCS-MS |
| 1.6 | 55 | 75 | 08.81-12.84 |  | From MY: 01/1982 | <input type="checkbox"/> | 100594-PCS-MS |
| 1.6 | 63 | 85 | 08.81-12.82 |  | From MY: 01/1982, To Ch.No.: 32D155757 W/o off-road susp. | <input type="checkbox"/> | 100594-PCS-MS |
| 1.6 | 55 | 75 | 08.81-12.84 |  | From MY: 01/1982 | <input type="checkbox"/> | 100594-PCS-MS |
| 1.8 | 66 | 90 | 01.83-12.84 |  | | <input type="checkbox"/> | 100594-PCS-MS |
| 1.9 | 85 | 115 | 08.81-07.83 |  | From MY: 01/1982 | <input type="checkbox"/> | 100594-PCS-MS |
| 2.0 | 85 | 115 | 08.83-12.84 |  | From Ch.No.: 32D155758, W/o off-road suspension | <input type="checkbox"/> | 100594-PCS-MS |
| 2.1 | 85 | 115 | 08.82-12.83 |  | | <input type="checkbox"/> | 100594-PCS-MS |
| 1.6 D | 40 | 54 | 08.81-12.84 |  | From MY: 01/1982 | <input type="checkbox"/> | 100594-PCS-MS |
| 1.6 TD | 51 | 70 | 12.81-12.84 |  | From MY: 01/1982 | <input type="checkbox"/> | 100594-PCS-MS |

TRANSPORTER IV Bus (70XB, 70XC, 7DB, 7DW)









| | | | | | | | |
|----------------|-----|-----|-------------|--|---|--------------------------|---|
| 1.8 | 49 | 67 | 12.90-07.92 |   | w/o off-road susp. | <input type="checkbox"/> | 170880-PCS-MS 105820-PCS-MS |
| 2.0 | 62 | 84 | 09.90-04.03 |   | w/o off-road susp. To MY: 12/1993 | <input type="checkbox"/> | 170786-PCS-MS 170880-PCS-MS 105820-PCS-MS |
| 2.5 | 81 | 110 | 11.90-04.03 |   | w/o off-road susp. To MY: 12/1993 | <input type="checkbox"/> | 170786-PCS-MS 170880-PCS-MS 105820-PCS-MS |
| 2.5 Syncro | 81 | 110 | 11.92-04.03 |   | w/o off-road susp. From MY: 01/1993 To MY: 12/1993 | <input type="checkbox"/> | 170786-PCS-MS 170880-PCS-MS 105820-PCS-MS |
| 2.5 | 85 | 115 | 08.96-04.03 |   | w/o off-road susp. w/o off-road susp. | <input type="checkbox"/> | 170880-PCS-MS 170786-PCS-MS |
| 2.5 Syncro | 85 | 115 | 07.96-04.03 |   | w/o off-road susp. w/o off-road susp. | <input type="checkbox"/> | 170880-PCS-MS 170786-PCS-MS |
| 2.8 VR 6 | 103 | 140 | 11.95-04.00 |   | w/o off-road susp. w/o off-road susp. | <input type="checkbox"/> | 170880-PCS-MS 170786-PCS-MS |
| 2.8 Syncro | 103 | 140 | 01.96-04.96 |   | w/o off-road susp. w/o off-road susp. | <input type="checkbox"/> | 170880-PCS-MS 170786-PCS-MS |
| 2.8 V6 | 150 | 204 | 04.00-04.03 |   | w/o off-road susp. w/o off-road susp. | <input type="checkbox"/> | 170880-PCS-MS 170786-PCS-MS |
| 1.9 D | 44 | 60 | 09.90-04.03 |   | w/o off-road susp. To MY: 12/1993 | <input type="checkbox"/> | 170880-PCS-MS 105820-PCS-MS |
| 1.9 TD | 50 | 68 | 10.92-04.03 |   | w/o off-road susp. To MY: 12/1993 | <input type="checkbox"/> | 170786-PCS-MS 170880-PCS-MS 105820-PCS-MS |
| 2.4 D | 55 | 75 | 08.97-04.03 |   | w/o off-road susp. w/o off-road susp. | <input type="checkbox"/> | 170880-PCS-MS 170786-PCS-MS |
| 2.4 D | 57 | 78 | 09.90-04.03 |   | w/o off-road susp. To MY: 12/1993 | <input type="checkbox"/> | 170880-PCS-MS 105820-PCS-MS |
| 2.4 D Syncro | 57 | 78 | 10.92-04.03 |   | w/o off-road susp. From MY: 01/1993 To MY: 12/1993 | <input type="checkbox"/> | 170786-PCS-MS 170880-PCS-MS 105820-PCS-MS |
| 2.5 TDI | 65 | 88 | 05.98-04.03 |   | w/o off-road susp. w/o off-road susp. | <input type="checkbox"/> | 170880-PCS-MS 170786-PCS-MS |
| 2.5 TDI | 75 | 102 | 09.95-04.03 |  | w/o off-road susp. w/o off-road susp. | <input type="checkbox"/> | 170880-PCS-MS 170786-PCS-MS |
| 2.5 TDI Syncro | 75 | 102 | 01.96-04.03 | | w/o off-road susp. w/o off-road susp. | <input type="checkbox"/> | 170880-PCS-MS 170786-PCS-MS |
| 2.5 TDI | 111 | 151 | 05.98-04.03 | | w/o off-road susp. w/o off-road susp. | <input type="checkbox"/> | 170880-PCS-MS 170786-PCS-MS |

VOLKSWAGEN

TRANSPORTER IV Box (70XA)







| | | | | | | | |
|----------------|-----|-----|-------------|---|---|--------------------------|---|
| 2.0 | 62 | 84 | 07.90-04.03 |  | w/o off-road susp. From MY: 09/1990 To MY: 12/1993 | <input type="checkbox"/> | 170880-PCS-MS ■ 105820-PCS-MS ■ 170786-PCS-MS |
| 2.5 | 81 | 110 | 11.90-04.03 |  | w/o off-road susp. To MY: 12/1993 | <input type="checkbox"/> | 170880-PCS-MS ■ 105820-PCS-MS ■ 170786-PCS-MS |
| 2.5 Syncro | 81 | 110 | 10.92-04.03 |  | w/o off-road susp. From MY: 01/1993 To MY: 12/1993 | <input type="checkbox"/> | 170880-PCS-MS ■ 105820-PCS-MS ■ 170786-PCS-MS |
| 2.5 | 85 | 115 | 08.96-04.03 |  | w/o off-road susp. | <input type="checkbox"/> | 170880-PCS-MS ■ 170786-PCS-MS |
| 2.5 Syncro | 85 | 115 | 08.96-04.03 |  | w/o off-road susp. | <input type="checkbox"/> | 170880-PCS-MS ■ 170786-PCS-MS |
| 1.9 D | 45 | 61 | 07.90-04.03 |  | w/o off-road susp. From MY: 09/1990 To MY: 12/1993 | <input type="checkbox"/> | 170880-PCS-MS ■ 105820-PCS-MS ■ 170786-PCS-MS |
| 1.9 TD | 50 | 68 | 10.92-04.03 |  | w/o off-road susp. To MY: 12/1993 | <input type="checkbox"/> | 170880-PCS-MS ■ 105820-PCS-MS |
| 2.4 D | 55 | 75 | 08.97-04.03 |  | w/o off-road susp. | <input type="checkbox"/> | ■ 170786-PCS-MS |
| 2.4 D | 57 | 78 | 07.90-04.03 |  | w/o off-road susp. From MY: 09/1990 To MY: 12/1993 | <input type="checkbox"/> | 170880-PCS-MS ■ 105820-PCS-MS |
| 2.4 D Syncro | 57 | 78 | 10.92-04.03 |  | w/o off-road susp. From MY: 01/1993 To MY: 12/1993 | <input type="checkbox"/> | 170880-PCS-MS ■ 105820-PCS-MS ■ 170786-PCS-MS |
| 2.5 TDI | 65 | 88 | 12.98-04.03 |  | w/o off-road susp. | <input type="checkbox"/> | 170880-PCS-MS ■ 170786-PCS-MS |
| 2.5 TDI | 75 | 102 | 09.95-04.03 |  | w/o off-road susp. | <input type="checkbox"/> | 170880-PCS-MS ■ 170786-PCS-MS |
| 2.5 TDI Syncro | 75 | 102 | 09.95-04.03 |  | w/o off-road susp. | <input type="checkbox"/> | 170880-PCS-MS ■ 170786-PCS-MS |
| 2.5 TDI | 111 | 151 | 09.00-04.03 |  | w/o off-road susp. | <input type="checkbox"/> | 170880-PCS-MS ■ 170786-PCS-MS |

TRANSPORTER IV Flatbed / Chassis (70XD)







































| | | | | | | | |
|------------|-----|-----|-------------|---|---|--------------------------|---|
| 2.0 | 62 | 84 | 07.90-04.03 |  | w/o off-road susp. To MY: 12/1993 | <input type="checkbox"/> | 170880-PCS-MS ■ 105820-PCS-MS ■ 170786-PCS-MS |
| 2.5 | 81 | 110 | 11.90-04.03 |  | w/o off-road susp. To MY: 12/1993 | <input type="checkbox"/> | 170880-PCS-MS ■ 105820-PCS-MS ■ 170786-PCS-MS |
| 2.5 Syncro | 81 | 110 | 10.92-04.03 |  | w/o off-road susp. From MY: 01/1993 To MY: 12/1993 | <input type="checkbox"/> | 170880-PCS-MS ■ 105820-PCS-MS ■ 170786-PCS-MS |
| 2.5 | 85 | 115 | 08.96-04.03 |  | w/o off-road susp. | <input type="checkbox"/> | 170880-PCS-MS ■ 170786-PCS-MS |
| 2.5 Syncro | 85 | 115 | 08.96-04.03 |  | w/o off-road susp. | <input type="checkbox"/> | 170880-PCS-MS ■ 170786-PCS-MS |
| 2.8 | 103 | 140 | 05.96-05.00 |  | w/o off-road susp. | <input type="checkbox"/> | 170880-PCS-MS ■ 170786-PCS-MS |
| 1.9 D | 45 | 61 | 07.90-04.03 |  | w/o off-road susp. To MY: 12/1993 | <input type="checkbox"/> | 170880-PCS-MS ■ 105820-PCS-MS ■ 170786-PCS-MS |
| 1.9 TD | 50 | 68 | 10.92-04.03 |  | w/o off-road susp. To MY: 12/1993 | <input type="checkbox"/> | 170880-PCS-MS ■ 105820-PCS-MS ■ 170786-PCS-MS |

VOLKSWAGEN

TRANSPORTER IV Flatbed / Chassis (70XD)

| | | | | | | | |
|----------------|----|-----|-------------|---|--------------------------------------|--------------------------|---|
| 2.4 D | 55 | 75 | 08.97-04.03 |  | w/o off-road susp. To MY: 12/1993 | <input type="checkbox"/> | <input checked="" type="checkbox"/> 170880-PCS-MS <input checked="" type="checkbox"/> 105820-PCS-MS <input checked="" type="checkbox"/> 170786-PCS-MS |
| 2.4 D | 57 | 78 | 07.90-04.03 |  | w/o off-road susp. To MY: 12/1993 | <input type="checkbox"/> | <input checked="" type="checkbox"/> 170880-PCS-MS <input checked="" type="checkbox"/> 105820-PCS-MS <input checked="" type="checkbox"/> 170786-PCS-MS |
| 2.4 D Syncro | 57 | 78 | 10.92-04.03 |  | w/o off-road susp. From MY: 01/1993 | <input type="checkbox"/> | <input checked="" type="checkbox"/> 170880-PCS-MS <input checked="" type="checkbox"/> 170786-PCS-MS |
| 2.5 TDI | 65 | 88 | 12.98-04.03 |  | w/o off-road susp. | <input type="checkbox"/> | <input checked="" type="checkbox"/> 170880-PCS-MS <input checked="" type="checkbox"/> 170786-PCS-MS |
| 2.5 TDI | 75 | 102 | 09.95-04.03 |  | w/o off-road susp. | <input type="checkbox"/> | <input checked="" type="checkbox"/> 170880-PCS-MS <input checked="" type="checkbox"/> 170786-PCS-MS |
| 2.5 TDI Syncro | 75 | 102 | 09.95-04.03 |  | w/o off-road susp. | <input type="checkbox"/> | <input checked="" type="checkbox"/> 170880-PCS-MS <input checked="" type="checkbox"/> 170786-PCS-MS |

VENTO (1H2)

| | | | | | | | |
|---------|----|-----|-------------|---|--|-------------------------------------|---|
| 1.4 | 40 | 55 | 11.91-09.98 |  | w/o off-road susp. | <input checked="" type="checkbox"/> | <input checked="" type="checkbox"/> 105740-PCS-MS |
| | | | |  | w/o off-road susp. | <input checked="" type="checkbox"/> | <input checked="" type="checkbox"/> 105748-PCS-MS |
| | | | |  | for vehicles with standard chassis, Specification: Sport | <input type="checkbox"/> | <input type="checkbox"/> 115159-PCS-MS |
| | | | |  | for vehicles with standard chassis, To MY: 08/1994 | <input type="checkbox"/> | <input type="checkbox"/> 115158-PCS-MS |
| 1.4 | 44 | 60 | 11.91-09.98 |  | w/o off-road susp. | <input checked="" type="checkbox"/> | <input checked="" type="checkbox"/> 105740-PCS-MS |
| | | | |  | w/o off-road susp. | <input checked="" type="checkbox"/> | <input checked="" type="checkbox"/> 105748-PCS-MS |
| | | | |  | for vehicles with standard chassis, Specification: Sport | <input type="checkbox"/> | <input type="checkbox"/> 115159-PCS-MS |
| | | | |  | for vehicles with standard chassis, To MY: 08/1994 | <input type="checkbox"/> | <input type="checkbox"/> 115158-PCS-MS |
| 1.6 | 55 | 75 | 09.92-09.98 |  | w/o off-road susp. | <input checked="" type="checkbox"/> | <input checked="" type="checkbox"/> 105740-PCS-MS |
| | | | |  | w/o off-road susp. | <input checked="" type="checkbox"/> | <input checked="" type="checkbox"/> 105748-PCS-MS |
| | | | |  | for vehicles with standard chassis, Specification: Sport | <input type="checkbox"/> | <input type="checkbox"/> 115159-PCS-MS |
| | | | |  | for vehicles with standard chassis, To MY: 08/1994 | <input type="checkbox"/> | <input type="checkbox"/> 115158-PCS-MS |
| 1.6 | 74 | 101 | 10.94-09.98 |  | w/o off-road susp. | <input checked="" type="checkbox"/> | <input checked="" type="checkbox"/> 105740-PCS-MS |
| | | | |  | w/o off-road susp. | <input checked="" type="checkbox"/> | <input checked="" type="checkbox"/> 105748-PCS-MS |
| | | | |  | for vehicles with standard chassis, Specification: Sport | <input type="checkbox"/> | <input type="checkbox"/> 115159-PCS-MS |
| | | | |  | for vehicles with standard chassis, To MY: 08/1994 | <input type="checkbox"/> | <input type="checkbox"/> 115158-PCS-MS |
| 1.8 | 55 | 75 | 11.91-09.98 |  | w/o off-road susp. | <input checked="" type="checkbox"/> | <input checked="" type="checkbox"/> 105740-PCS-MS |
| | | | |  | w/o off-road susp. | <input checked="" type="checkbox"/> | <input checked="" type="checkbox"/> 105748-PCS-MS |
| | | | |  | for vehicles with standard chassis, Specification: Sport | <input type="checkbox"/> | <input type="checkbox"/> 115159-PCS-MS |
| | | | |  | for vehicles with standard chassis, To MY: 08/1994 | <input type="checkbox"/> | <input type="checkbox"/> 115158-PCS-MS |
| 1.8 | 66 | 90 | 11.91-09.98 |  | w/o off-road susp. | <input checked="" type="checkbox"/> | <input checked="" type="checkbox"/> 105740-PCS-MS |
| | | | |  | w/o off-road susp. | <input checked="" type="checkbox"/> | <input checked="" type="checkbox"/> 105748-PCS-MS |
| | | | |  | for vehicles with standard chassis, Specification: Sport | <input type="checkbox"/> | <input type="checkbox"/> 115159-PCS-MS |
| | | | |  | for vehicles with standard chassis, To MY: 08/1994 | <input type="checkbox"/> | <input type="checkbox"/> 115158-PCS-MS |
| 1.9 D | 48 | 65 | 11.91-09.98 |  | w/o off-road susp. | <input checked="" type="checkbox"/> | <input checked="" type="checkbox"/> 105740-PCS-MS |
| | | | |  | w/o off-road susp. | <input checked="" type="checkbox"/> | <input checked="" type="checkbox"/> 105748-PCS-MS |
| | | | |  | for vehicles with standard chassis, Specification: Sport | <input type="checkbox"/> | <input type="checkbox"/> 115159-PCS-MS |
| | | | |  | for vehicles with standard chassis, To MY: 08/1994 | <input type="checkbox"/> | <input type="checkbox"/> 115158-PCS-MS |
| 1.9 TD | 55 | 75 | 11.91-09.98 |  | w/o off-road susp. | <input checked="" type="checkbox"/> | <input checked="" type="checkbox"/> 105740-PCS-MS |
| | | | |  | w/o off-road susp. | <input checked="" type="checkbox"/> | <input checked="" type="checkbox"/> 105748-PCS-MS |
| | | | |  | for vehicles with standard chassis, Specification: Sport | <input type="checkbox"/> | <input type="checkbox"/> 115159-PCS-MS |
| | | | |  | for vehicles with standard chassis, To MY: 08/1994 | <input type="checkbox"/> | <input type="checkbox"/> 115158-PCS-MS |
| 1.9 TDI | 66 | 90 | 09.93-09.98 |  | w/o off-road susp. | <input checked="" type="checkbox"/> | <input checked="" type="checkbox"/> 105740-PCS-MS |
| | | | |  | w/o off-road susp. | <input checked="" type="checkbox"/> | <input checked="" type="checkbox"/> 105748-PCS-MS |
| | | | |  | for vehicles with standard chassis, Specification: Sport | <input type="checkbox"/> | <input type="checkbox"/> 115159-PCS-MS |
| | | | |  | for vehicles with standard chassis, To MY: 08/1994 | <input type="checkbox"/> | <input type="checkbox"/> 115158-PCS-MS |
| 1.9 TDI | 81 | 110 | 04.96-09.98 |  | w/o off-road susp. | <input checked="" type="checkbox"/> | <input checked="" type="checkbox"/> 105740-PCS-MS |
| | | | |  | w/o off-road susp. | <input checked="" type="checkbox"/> | <input checked="" type="checkbox"/> 105748-PCS-MS |

Ihr Handelsvertreter - Your distributor
Ваш дистрибьютор - Wasz przedstawiciel handlowy



MS[®]
AUTOMOBILTECHNIK
GERMANY

MASTER-SPORT-Automobiltechnik (MS) GmbH
Leopoldstrasse 244, 80807 München, Deutschland
www.master-sport.de